



Yukon Fuel Price Survey November 2024

Retail Motor Fuel Prices, by Community

	Regular gasoline			Premium gasoline			Diesel			Propane		
	--- % change ---			--- % change ---			--- % change ---			--- % change ---		
	Price	Oct '24 ^r to Nov '24	Nov '23 to Nov '24	Price	Oct '24 ^r to Nov '24	Nov '23 to Nov '24	Price	Oct '24 ^r to Nov '24	Nov '23 to Nov '24	Price	Oct '24 ^r to Nov '24	Nov '23 to Nov '24
Whitehorse	184.3	-0.1%	-2.7%	202.3	0.3%	-2.1%	190.1	-0.5%	-6.6%	139.7	0.9%	1.7%
Beaver Creek	220.6	-0.2%	3.5%	249.9	0.0%	9.5%	246.6	0.7%	2.1%
Burwash Landing	194.9	2.6%	2.6%	211.9	1.0%	3.4%	204.9	3.0%	3.0%
Carcross	199.9	0.0%	0.0%	205.9	0.1%	-3.4%
Carmacks	194.9	0.0%	-2.5%	214.9	0.0%	0.0%	200.0	-0.8%	-9.3%
Dawson City	196.4	0.6%	-4.0%	216.3	0.0%	-2.8%	206.6	-2.0%	-4.8%	150.0	0.0%	0.7%
Destruction Bay	194.9	-1.7%	2.6%	214.9	-1.5%	1.9%	206.9	-1.6%	-3.1%	158.9	-6.5%	-15.0%
Eagle Plains	248.0	0.0%	5.1%	240.0	0.0%	-2.0%	180.0	0.0%	0.0%
Faro	194.9	0.0%	-2.5%	199.9	0.0%	-6.3%
Haines Junction	198.2	-0.8%	-3.3%	221.4	2.2%	-0.4%	211.2	-1.5%	-1.9%
Jake's Corner	184.9	0.0%	-3.3%	203.9	0.0%	-3.0%	189.9	0.0%	-6.6%
Mayo	191.9	3.4%	-5.4%	197.9	-1.7%	-6.4%
Pelly Crossing	194.9	-0.8%	-2.5%	217.4	-1.1%	-1.1%
Ross River	194.9	-0.8%	-2.5%	204.9	-0.8%	-2.4%
Stewart Crossing	194.9	0.0%	-3.1%	213.9	0.0%	-2.9%	199.9	0.0%	-4.8%
Teslin	189.0	0.0%	-1.1%	205.9	-1.0%	-2.7%	196.7	-0.6%	-2.6%	150.0	0.0%	0.0%
Watson Lake	182.7	0.0%	-3.6%	203.4	-0.7%	-6.2%	188.2	0.2%	-7.1%	160.0	0.0%	0.0%

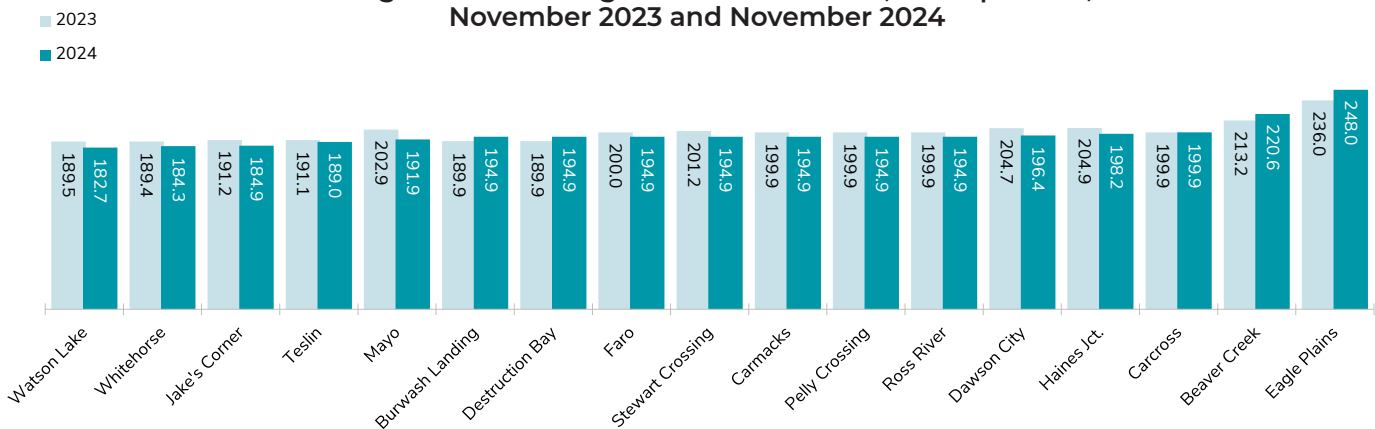
Notes to readers:

- All prices are Canadian cents per litre, including all applicable taxes.
- Communities with multiple gas stations have an average price for the reporting period
- ... indicates this information was not available for the reporting period.
- ... indicates not applicable, or this service was not available in this community at this time.
- r Revised numbers.

In November 2024, average **regular self-serve** gasoline prices ranged from 182.7¢ per litre in Watson Lake to 248.0¢ per litre in Eagle Plains; a difference of 65.4¢. Comparing November 2024 to November 2023:

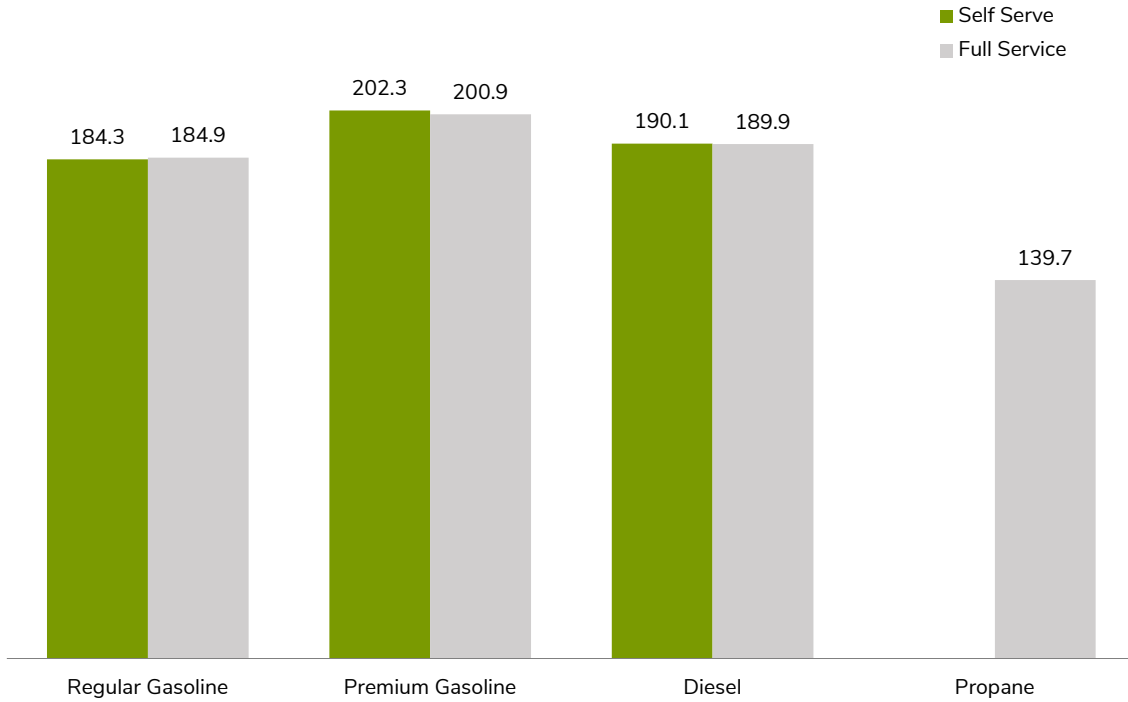
- **Regular self-serve** gasoline prices decreased in 12 communities; increased in 4 communities; and remained the same in Carcross. The largest percentage decrease was in Mayo (5.4%).
- **Diesel self-serve** prices decreased in all Yukon communities except Beaver Creek and Burwash Landing — the largest percentage decrease was in Carmacks (9.3%).
- In communities offering **full-serve propane** fuel services, where data were available, prices decreased in Destruction Bay; increased in Whitehorse and Dawson City; and remained the same in Teslin, Watson Lake and Eagle Plains.

**Average Self-Serve Regular Gasoline Prices, cents per litre,
November 2023 and November 2024**

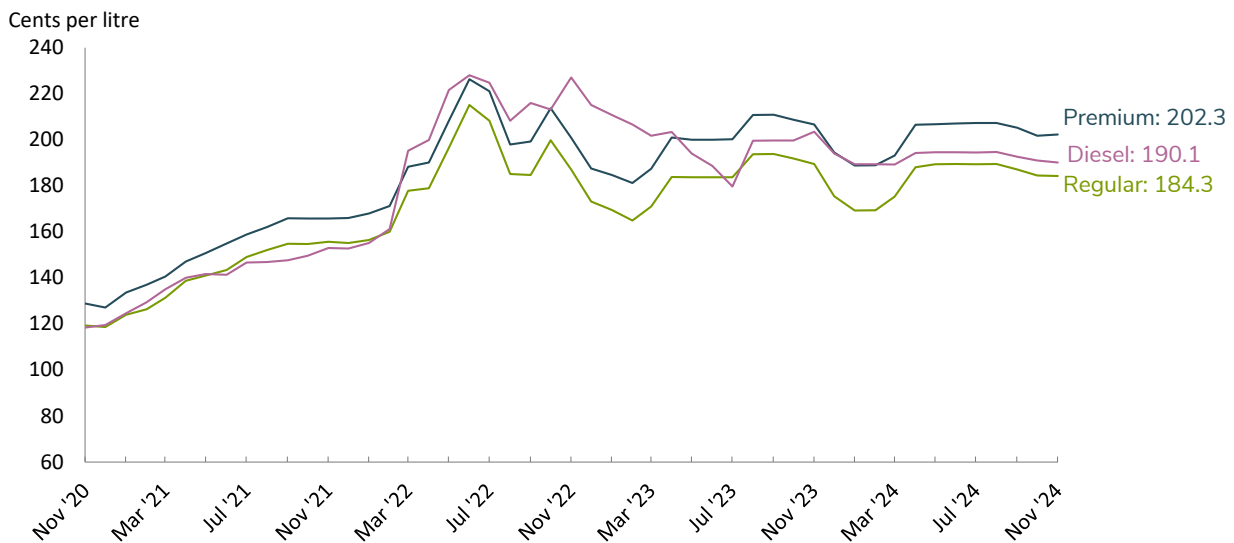


Retail Motor Fuel Prices — Whitehorse

Average Fuel Prices, November 2024
(cents per litre)



Average Self-Serve Bi-weekly Motor Fuel Prices, Whitehorse
November 2020 to November 2024



Residential Fuel Prices, by Community

	Furnace Oil			Arctic Stove Oil			Propane (home heating)		
	--- % change ---			--- % change ---			--- % change ---		
		Oct '24	Nov '23		Oct '24	Nov '23		Oct '24	Nov '23
	Price	to	to	Price	to	to	Price	to	to
	Nov '24	Nov '24		Nov '24	Nov '24		Nov '24	Nov '24	
Whitehorse	161.2	-1.2%	-14.3%	165.6	1.0%	-11.3%	108.0	1.0%	3.8%
Beaver Creek	162.9	0.0%	-12.9%	166.0	0.0%	-15.2%	108.5	2.0%	4.8%
Burwash Landing	160.8	0.0%	-13.0%	173.8	1.5%	-6.3%	108.5	2.0%	...
Carcross	158.9	0.0%	-13.2%	165.5	0.0%	-12.2%	103.3	2.1%	6.0%
Carmacks	159.7	0.0%	-13.1%	167.4	0.0%	-12.1%	103.3	2.1%	0.6%
Dawson City	164.2	0.3%	-15.6%	165.8	0.3%	-15.5%	108.5	2.0%	5.7%
Destruction Bay	160.8	0.0%	-13.0%	163.9	0.0%	-13.9%
Faro	161.8	0.0%	-12.9%	164.9	0.0%	-14.0%	108.5	2.0%	5.7%
Haines Junction	159.7	0.0%	-13.1%	167.4	0.0%	-12.1%	103.3	2.1%	6.0%
Marsh Lake	158.9	0.0%	-13.2%	165.5	0.0%	-12.2%
Mayo	162.0	0.1%	-14.6%	163.6	0.1%	-15.9%	108.5	2.0%	5.7%
Pelly Crossing	161.0	0.0%	-13.0%	169.1	0.0%	-12.0%	108.5	2.0%	...
Ross River	156.3	-0.1%	-16.9%	165.5	0.0%	-15.3%	108.5	2.0%	5.7%
Stewart Crossing	161.3	0.0%	-13.0%	164.5	0.0%	-12.8%	108.5	2.0%	14.2%
Tagish	158.9	0.0%	-13.2%	165.5	0.0%	-12.2%	103.3	2.1%	6.0%
Teslin	159.7	0.0%	-13.1%	167.4	0.0%	-12.1%	103.3	2.1%	6.0%
Watson Lake	162.9	0.0%	-12.9%	166.0	0.0%	-15.2%	100.0	2.1%	1.6%

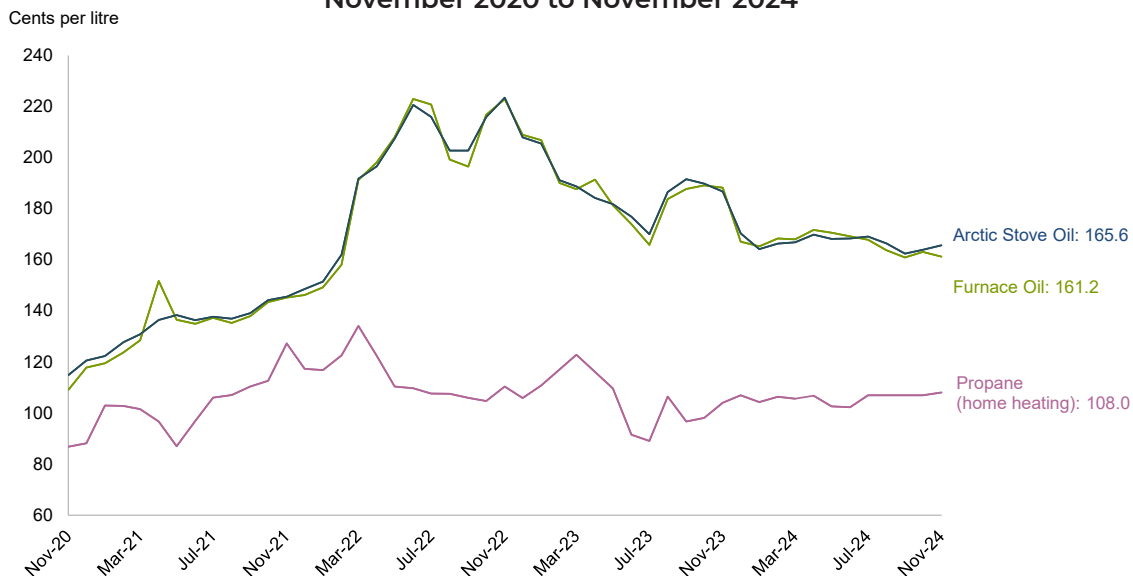
Notes to readers:

- All prices are Canadian cents per litre, including all applicable taxes.
- .. indicates this information was not available for the reporting period.
- ... indicates not applicable, or this service was not available in this community at this time.

Comparing November 2024 to November 2023:

- **Furnace oil** prices decreased in all Yukon communities — the largest percentage decrease was in Ross River (16.9%);
- **Arctic stove** oil prices decreased in all Yukon communities — the largest percentage decrease was in Mayo (15.9%); and
- **Propane** (home heating) prices increased in all Yukon communities where data were available — the largest percentage increase was in Stewart Crossing (14.2%)

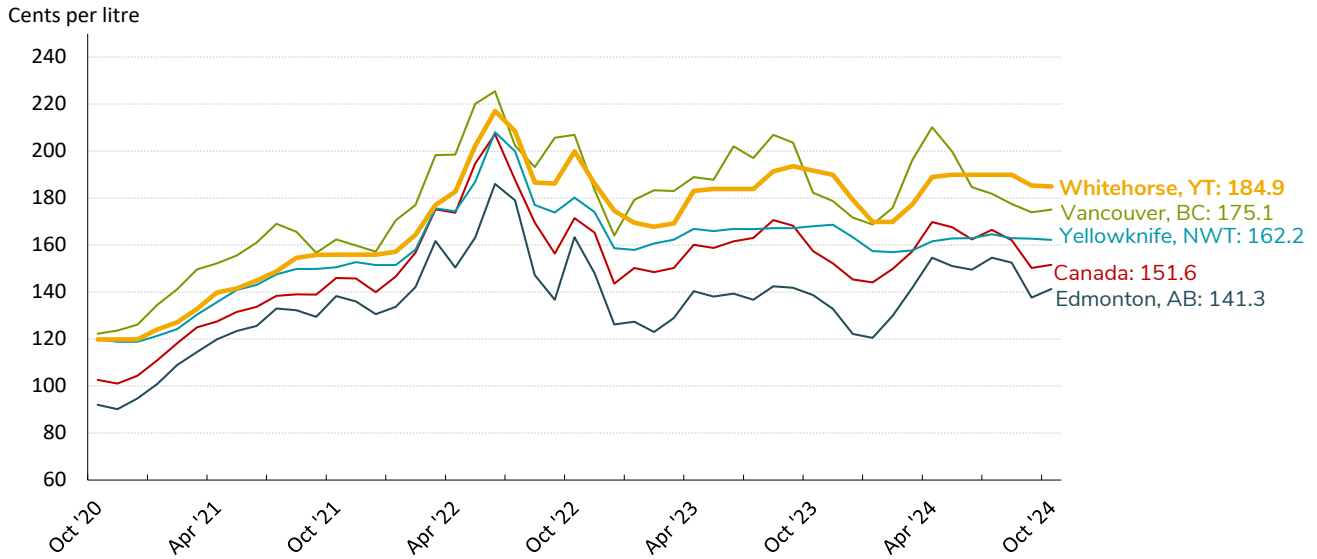
**Average Residential Bi-weekly Heating Fuel Prices, Whitehorse
November 2020 to November 2024**



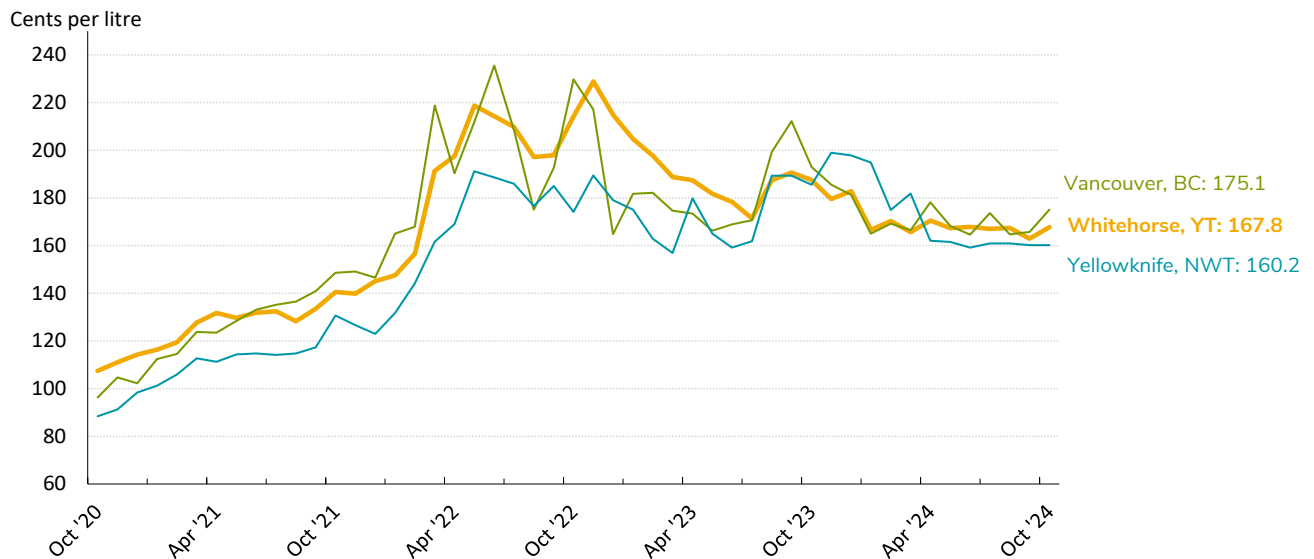
Monthly Average Retail Prices for Gasoline and Fuel Oil - by geography

The data in the following charts are sourced from Statistics Canada's data tables (Table: 18-10-0001-01).

Monthly Average Gasoline Prices, October 2020 to October 2024



Monthly Average Heating Fuel Oil Prices, October 2020 to October 2024



Source: Statistics Canada. Table 18-10-0001-01 (accessed: 2024-11-28).

Looking for detailed data?

Detailed and downloadable fuel price data is available by Yukon community on the Community Statistics website.

[View detailed fuel data](#)

Next release: December 30, 2024