



Yukon Fuel Price Survey June 2026

Retail motor fuel prices, by community


| | Regular gasoline | | | Premium gasoline | | | Diesel | | | Propane | | |
|------------------|--------------------------|--------------------------|-------|--------------------------|--------------------------|-------|--------------------------|--------------------------|-------|--------------------------|--------------------------|-------|
| | --- % change --- | | | --- % change --- | | | --- % change --- | | | --- % change --- | | |
| | May '26 to Jun '26 | Jun '25 to Jun '26 | Price | May '26 to Jun '26 | Jun '25 to Jun '26 | Price | May '26 to Jun '26 | Jun '25 to Jun '26 | Price | May '26 to Jun '26 | Jun '25 to Jun '26 | Price |
| Whitehorse | -6.8% | 20.3% | 194.1 | -6.9% | 18.3% | 212.5 | -9.8% | 28.4% | 208.4 | -0.5% | -0.5% | 133.7 |
| Beaver Creek | -8.7% | 13.4% | 224.4 | -7.4% | 15.2% | 249.9 | -10.0% | 20.1% | 242.9 | ... | ... | ... |
| Burwash Landing | 2.0% | 18.4% | 199.9 | 2.3% | 18.3% | 219.9 | 0.8% | 20.2% | 211.5 | ... | ... | ... |
| Carcross | -6.3% | 16.5% | 200.5 | ... | ... | ... | -9.0% | 24.8% | 218.5 | ... | ... | ... |
| Carmacks | -5.7% | 18.6% | 207.4 | ... | 23.1% | 233.9 | -6.4% | 28.8% | 225.4 | ... | ... | ... |
| Dawson City | -2.8% | 17.7% | 210.4 | -1.3% | 20.0% | 236.7 | -7.8% | 22.3% | 225.3 | 160.0 | 0.0% | 0.0% |
| Destruction Bay | -6.9% | 22.2% | 215.0 | -4.7% | 22.8% | 240.5 | -12.9% | 21.1% | 216.0 | 135.0 | 1.2% | 0.8% |
| Eagle Plains | 0.0% | -18.5% | 194.7 | ... | ... | ... | -6.1% | 6.2% | 264.4 | 180.0 | ... | 0.0% |
| Faro | -3.4% | 23.6% | 212.4 | ... | ... | ... | -8.1% | 30.7% | 225.9 | ... | ... | ... |
| Haines Junction | -3.9% | 22.1% | 207.9 | -5.7% | 18.6% | 226.4 | -5.3% | 32.4% | 227.6 | ... | ... | ... |
| Jake's Corner | -6.0% | 20.4% | 194.9 | -7.9% | 16.7% | 209.9 | -8.7% | 29.5% | 210.9 | ... | ... | ... |
| Mayo | -2.2% | 18.0% | 203.4 | ... | ... | ... | -10.0% | 23.8% | 215.9 | ... | ... | ... |
| Pelly Crossing | 0.0% | 26.8% | 212.9 | 0.0% | 26.0% | 225.4 | 0.0% | 21.5% | 231.4 | ... | ... | ... |
| Ross River | -2.3% | 22.9% | 214.9 | ... | ... | ... | -6.1% | 32.4% | 230.9 | ... | ... | ... |
| Stewart Crossing | -3.7% | 17.0% | 206.9 | -3.1% | 14.8% | 247.9 | -6.4% | 19.1% | 217.9 | ... | ... | ... |
| Teslin | -6.5% | 19.4% | 200.0 | -1.9% | 24.1% | 234.5 | -10.1% | 25.2% | 214.0 | 150.0 | 0.0% | 0.0% |
| Watson Lake | -5.4% | 20.2% | 194.3 | -2.4% | 19.0% | 222.4 | -10.4% | 27.0% | 206.5 | 160.0 | 0.0% | 0.0% |

.. = information not available for the reporting period.

... = information not applicable, or service not available in the community.

In June 2026, average **regular self-serve** gasoline prices¹ ranged from 194.1¢ per litre in Whitehorse to 224.4¢ per litre in Beaver Creek; a difference of 30.3¢. Comparing June 2026 to June 2025:

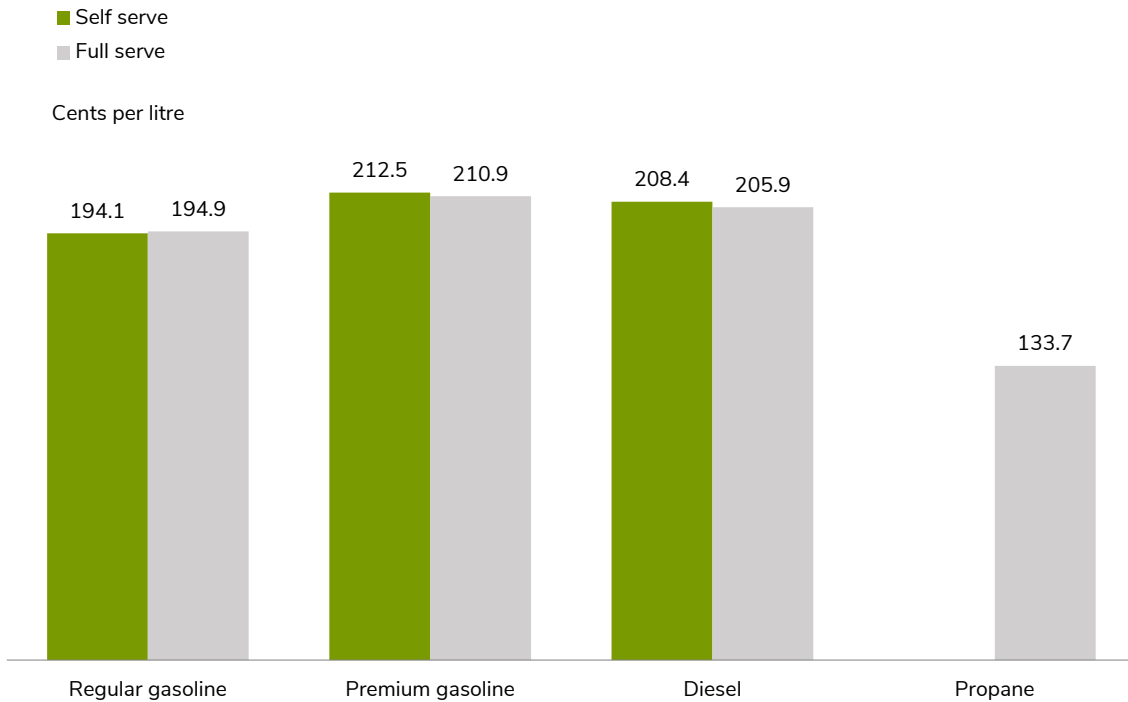
- **Regular self-serve** gasoline prices increased in all Yukon communities for which data are available with exception in Eagle Plains — the largest percentage increase was in Pelly Crossing (26.8%).
- **Diesel self-serve** prices increased in all Yukon communities for which data are available — the largest percentage increases were in Haines Junction and Ross River (32.4%).
- In communities offering **full-serve propane** fuel services, where data were available, prices increased in Destruction Bay, decreased in Whitehorse; and remained the same in Dawson City, Teslin and Watson Lake.



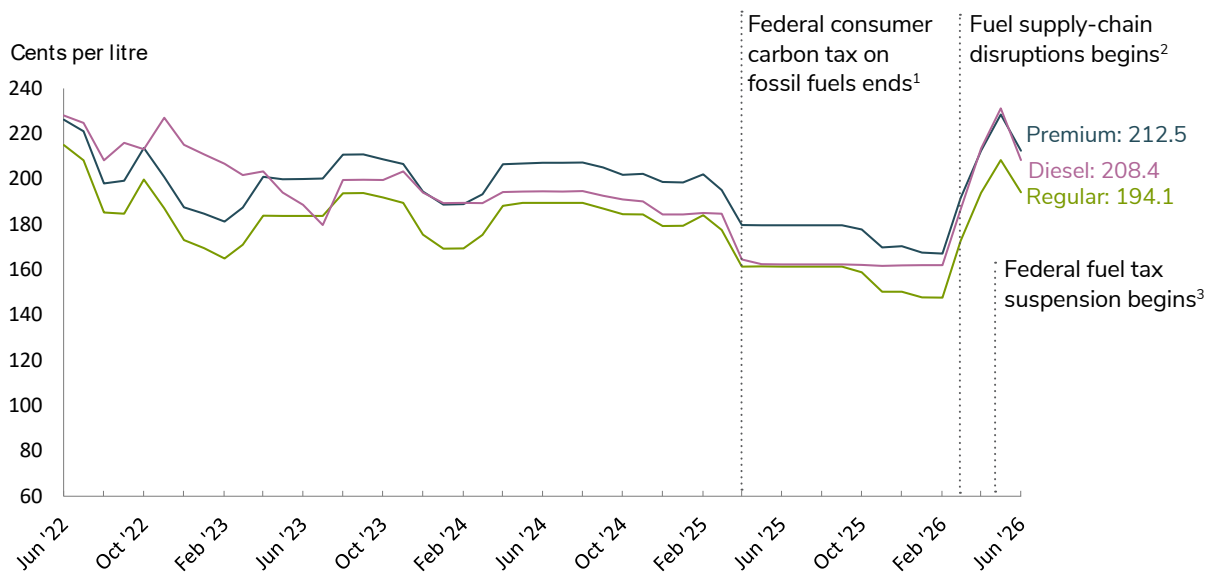
¹ Since early March 2026, crude oil prices have risen following supply chain disruptions in the Strait of Hormuz. This trend is evident in the month's survey data. On April 20, 2026, federal fuel excise tax rates on gasoline, diesel fuel, and aviation fuels were set to 0 cents per litre.

Retail motor fuel prices, Whitehorse

Average fuel prices, June 2026



Average self-serve monthly motor fuel prices, Whitehorse June 2022 to June 2026



¹ In April 1, 2019, the Government of Canada levied a consumer carbon tax on fossil fuels, with rates varying by fuel type and increasing annually. From April 1, 2025, the carbon tax is no longer being levied as the applicable carbon tax rates for all types of fuel were set to zero.

² Since early March 2026, crude oil prices have risen following supply chain disruptions in the Strait of Hormuz. This trend is evident in the month's survey data.

³ On April 20, 2026, federal fuel excise tax rates on gasoline, diesel fuel, and aviation fuels were set to 0 cents per litre.

Residential fuel prices, by community

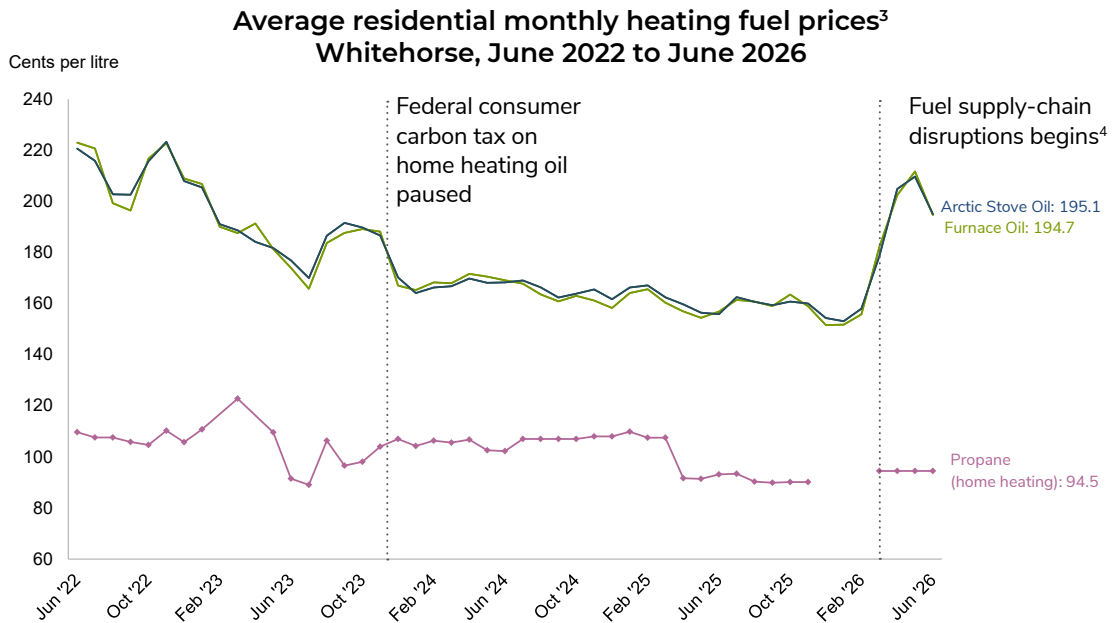
| | Furnace oil ¹ | | | Arctic stove oil ² | | | Propane (home heating) | | |
|------------------|--------------------------|--------------------|--------------------|-------------------------------|--------------------|--------------------|------------------------|--------------------|--------------------|
| | --- % change --- | | | --- % change --- | | | --- % change --- | | |
| | Price | May '26 to Jun '26 | Jun '25 to Jun '26 | Price | May '26 to Jun '26 | Jun '25 to Jun '26 | Price | May '26 to Jun '26 | Jun '25 to Jun '26 |
| Whitehorse | 194.7 | -8.1% | 24.1% | 195.1 | -7.0% | 25.2% | 94.5 | 0.0% | 1.4% |
| Beaver Creek | 203.7 | -10.0% | 25.0% | 205.3 | -10.0% | 23.6% | ... | ... | ... |
| Burwash Landing | 202.6 | -10.1% | 26.0% | 209.5 | -4.7% | 28.3% | ... | ... | ... |
| Carcross | 201.6 | -10.1% | 26.9% | 201.8 | -7.3% | 24.2% | ... | ... | ... |
| Carmacks | 202.1 | -10.1% | 26.5% | 209.3 | -4.4% | 27.3% | ... | ... | ... |
| Dawson City | 203.6 | -10.1% | 25.9% | 205.2 | -10.0% | 25.7% | ... | ... | ... |
| Destruction Bay | 202.6 | -10.1% | 26.0% | 204.2 | -10.0% | 24.6% | ... | ... | ... |
| Faro | 205.8 | -9.9% | 27.2% | 209.0 | -6.8% | 28.0% | ... | ... | ... |
| Haines Junction | 202.1 | -10.1% | 26.5% | 203.7 | -10.0% | 25.0% | ... | ... | ... |
| Marsh Lake | 201.6 | -10.1% | 26.9% | 201.8 | -7.3% | 24.2% | ... | ... | ... |
| Mayo | 220.0 | -4.6% | 37.9% | 223.2 | -4.5% | 38.6% | ... | ... | ... |
| Pelly Crossing | 202.7 | -10.1% | 25.9% | 204.4 | -7.1% | 23.0% | ... | ... | ... |
| Ross River | 206.1 | -9.9% | 35.0% | 207.7 | -9.9% | 25.5% | ... | ... | ... |
| Stewart Crossing | 202.9 | -10.1% | 25.8% | 204.5 | -10.0% | 24.3% | ... | ... | ... |
| Tagish | 201.6 | -10.1% | 26.9% | 201.8 | -7.3% | 24.2% | ... | ... | ... |
| Teslin | 202.1 | -10.1% | 26.5% | 203.3 | -7.1% | 23.6% | ... | ... | ... |
| Watson Lake | 203.7 | -10.0% | 25.0% | 205.4 | -10.0% | 23.7% | ... | ... | ... |

.. = information not available for the reporting period.

... = information not applicable, or service not available in the community.

Comparing June 2026 to June 2025:

- **Furnace oil** prices increased in all Yukon communities — the largest percentage increase was in Mayo (37.9%);
- **Arctic stove oil** prices increased in all Yukon communities — the largest percentage increase was in Mayo (38.6%); and
- **Propane (home heating)** prices increased by 1.4% in Whitehorse. Data were not available at the time of data collection for communities other than Whitehorse.



¹ Furnace oil is generally used for space heating and is exempt from federal fuel excise tax. It contains colourants to differentiate it from other similar types of fuel such as diesel.

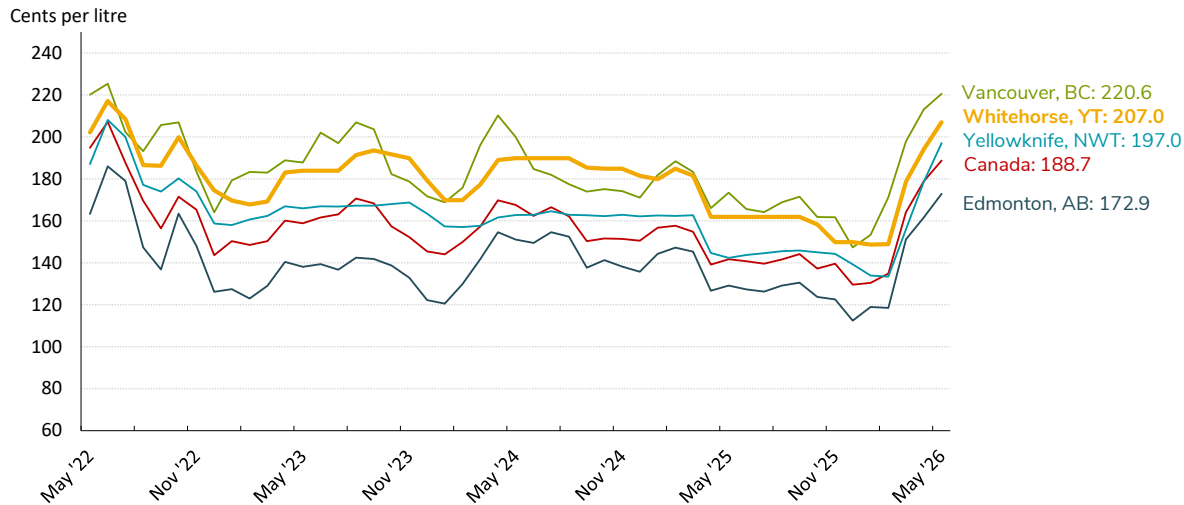
² Arctic stove oil is a type of furnace oil that contains colourants as well as anti-gel additives to prevent the oil from gelling at extreme cold temperatures (up to approximately -40°C).

³ Breaks in series indicate that data were not available for specific reporting periods.

⁴ Since early March 2026, crude oil prices have risen following supply chain disruptions in the Strait of Hormuz. This trend is evident in the month's survey data.

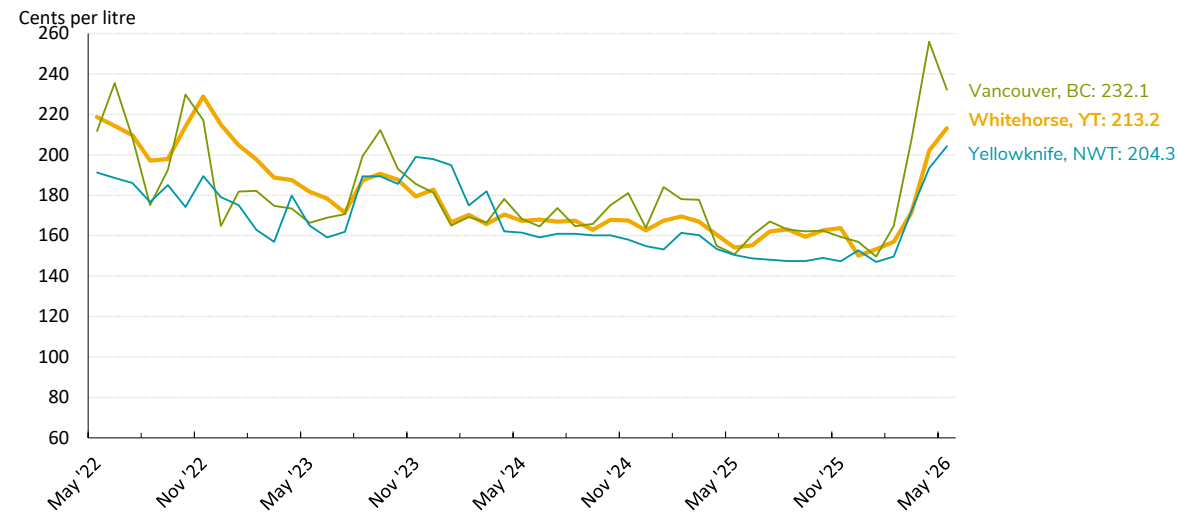
Monthly average retail prices for gasoline and fuel oil, by geography

Monthly average gasoline prices, May 2022 to May 2026



Source: Statistics Canada. Table 18-10-0001-01 (accessed: 2026-06-29).

Monthly average heating fuel oil prices, May 2022 to May 2026



Source: Statistics Canada. Table 18-10-0001-01 (accessed: 2026-06-29).

Note to readers

All prices are Canadian cents per litre, including all applicable taxes.

Communities with multiple gas stations have an average price for the reporting period.

Fuel prices in this publication are derived from the Yukon Fuel Price Survey, administered by Yukon Bureau of Statistics, and the latest available data from Statistics Canada. Fuel prices in rural and remote communities may undergo unusual price fluctuations. Therefore, monthly and annual comparisons of prices in these communities should be used with caution.

Detailed and downloadable fuel price data is available by Yukon community on the Community Statistics website:

[View detailed fuel data](#)

Next release: July 27, 2026