



Yukon Fuel Price Survey July 2020

Retail Motor Fuel Prices in Yukon

Average Prices as of July 29, 2020

	Self-serve			% Change Jul 31, 2019 to Jul 29, 2020		
	regular	premium	diesel	regular	premium	diesel
Whitehorse	118.6	127.9	119.3	-16.6%	-15.9%	-16.0%
Beaver Creek	149.9	159.9	154.9	-4.6%	-5.9%	-3.7%
Burwash Landing	n/a	n/a	n/a	n/a	n/a	n/a
Carcross	135.9	-	129.9	-9.3%	-	-16.1%
Carmacks	129.9	139.9	124.9	-15.0%	-14.1%	-19.9%
Dawson City	131.7	148.9	131.1	-14.4%	-11.6%	-13.2%
Destruction Bay	n/a	n/a	n/a	n/a	n/a	n/a
Eagle Plains	140.0	-	145.0	-17.6%	-	-9.9%
Faro	130.9	-	120.9	n/a	-	n/a
Haines Junction	122.7	131.6	126.9	-16.9%	-15.6%	-14.4%
Jake's Corner	119.9	125.9	119.9	-16.1%	-19.3%	-18.9%
Mayo	118.8	-	117.9	-19.9%	-	-20.5%
Pelly Crossing	130.9	137.9	125.9	-13.8%	-12.7%	-14.3%
Ross River	132.9	-	129.9	-14.2%	-	-18.0%
Stewart Crossing	n/a	n/a	n/a	n/a	n/a	n/a
Teslin	123.9	131.9	123.9	-15.7%	-15.9%	-20.0%
Watson Lake	121.9	123.9	122.4	-13.3%	-16.8%	-13.9%

As of July 29, 2020, average **regular self-serve** gasoline prices ranged from 118.6¢ per litre in Whitehorse to 149.9¢ per litre in Beaver Creek; a difference of 31.3¢. In communities offering **premium self-serve** gasoline, prices ranged from 123.9¢ in Watson Lake to 159.9¢ in Beaver Creek; a difference of 36.0¢. **Diesel self-serve** prices ranged from 117.9¢ in Mayo to 154.9¢ in Beaver Creek; a difference of 37.0¢ per litre.

Comparing July 29, 2020 to July 31, 2019, **regular self-serve** gasoline prices decreased in all Yukon communities where prices were available. **Diesel self-serve** prices also decreased in all Yukon communities where prices were available.

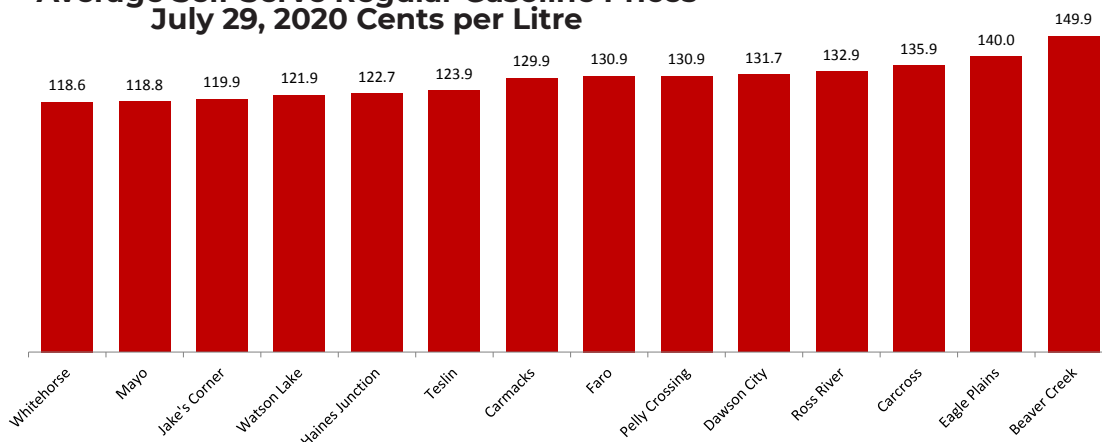
	Full-serve				% Change Jul 31, 2019 to Jul 29, 2020			
	regular	premium	diesel	propane	regular	premium	diesel	propane
Whitehorse	119.4	128.9	119.4	105.2	-16.4%	-16.0%	-16.0%	4.1%
Dawson City	-	-	-	125.0	-	-	-	-7.4%
Destruction Bay	-	-	-	n/a	-	-	-	n/a
Eagle Plains	-	-	-	144.0	-	-	-	0.0%
Teslin	-	-	-	110.0	-	-	-	0.0%
Watson Lake	-	-	-	112.9	-	-	-	1.8%

In communities offering **full-serve propane** fuel services, prices ranged from 105.2¢ per litre in Whitehorse to 144.0¢ per litre in Eagle Plains; a difference of 38.8¢. Year-over-year, prices of full-serve propane increased in Whitehorse and Watson Lake; decreased in Dawson City; remained the same in Eagle Plains and Teslin; and were unavailable for Destruction Bay.

Notes:

All prices are Canadian cents per litre, including all applicable taxes.
 "n/a" indicates this information was not available for the reporting period.
 "-" Indicates this service was not available in this community at this time.

Average Self-Serve Regular Gasoline Prices July 29, 2020 Cents per Litre



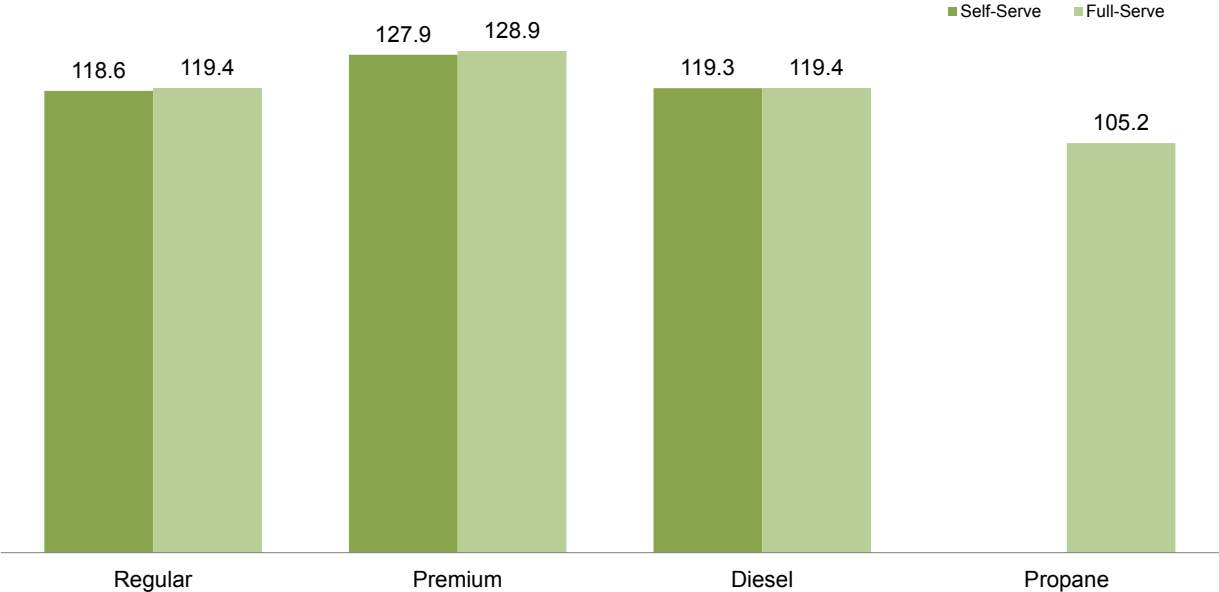
The prices for Burwash Landing, Destruction Bay and Stewart Crossing were unavailable.

Retail Motor Fuel Prices — Whitehorse

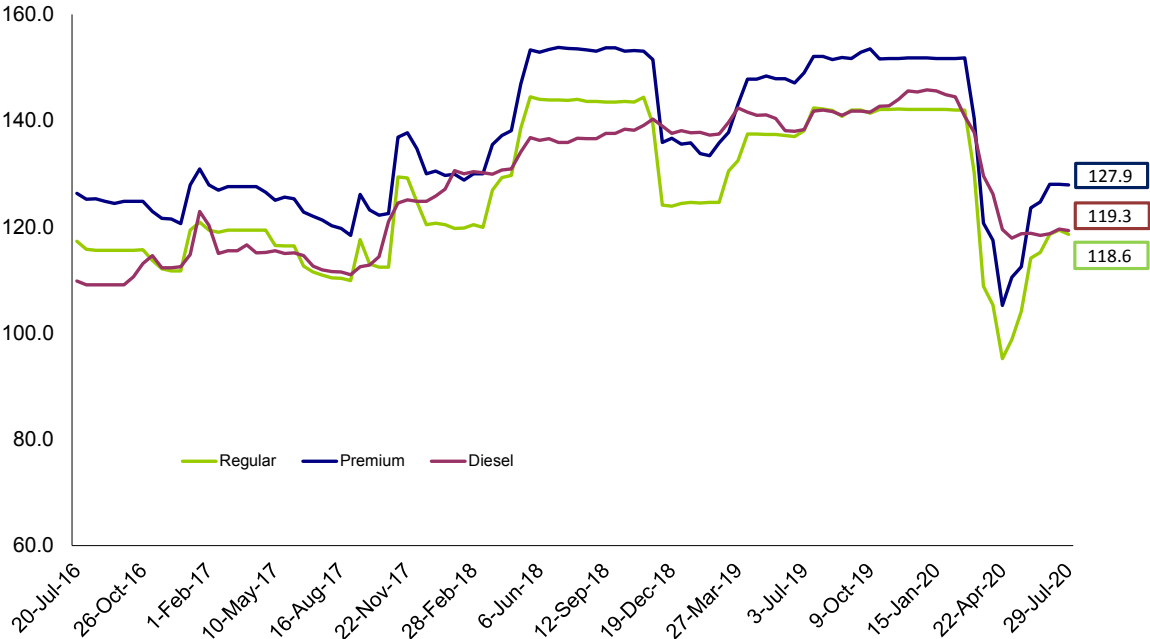
	Self-serve			Full-serve			
	regular	premium	diesel	regular	premium	diesel	propane
29-Jul-20	118.6	127.9	119.3	119.4	128.9	119.4	105.2
15-Jul-20	119.4	128.0	119.6	119.9	127.9	119.9	104.2
2-Jul-20	118.6	128.0	118.7	119.9	127.9	119.9	108.2
17-Jun-20	115.2	124.7	118.4	117.2	124.9	119.6	106.9
3-Jun-20	114.1	123.6	118.8	114.9	125.4	119.9	104.3
20-May-20	104.1	112.5	118.7	104.9	110.4	119.2	104.2
6-May-20	98.8	110.5	117.9	101.9	111.9	115.2	103.6
22-Apr-20	95.2	105.2	119.5	95.9	105.9	112.9	102.2
8-Apr-20	105.3	117.5	126.2	105.9	126.4	133.4	102.2
25-Mar-20	108.8	120.7	129.6	110.6	126.4	136.9	103.2
11-Mar-20	130.2	140.4	137.8	129.6	144.6	139.9	103.3
26-Feb-20	142.0	151.8	140.8	142.6	153.2	142.2	106.9
12-Feb-20	142.0	151.7	144.5	142.6	153.2	145.2	106.6
29-Jan-20	142.1	151.7	144.9	142.6	153.2	145.2	106.6
15-Jan-20	142.1	151.7	145.6	142.6	153.2	145.2	106.9
2-Jan-20	142.1	151.8	145.8	142.6	153.2	146.6	106.9
18-Dec-19	142.1	151.8	145.4	142.9	153.6	146.9	106.2
4-Dec-19	142.1	151.8	145.6	142.9	153.6	146.9	106.2
20-Nov-19	142.2	151.7	144.0	142.9	153.4	144.9	105.9
6-Nov-19	142.1	151.7	142.8	142.9	153.4	142.2	103.9
23-Oct-19	142.1	151.6	142.7	142.9	153.4	142.2	102.9
9-Oct-19	141.4	153.5	141.6	142.9	153.6	142.2	102.9
25-Sep-19	142.0	152.9	141.8	142.9	153.9	143.9	101.2
11-Sep-19	142.0	151.7	141.8	142.9	153.4	142.2	100.4
28-Aug-19	140.8	151.9	141.0	142.9	153.9	142.9	100.9
14-Aug-19	141.9	151.5	141.7	142.9	153.9	142.9	101.1
31-Jul-19	142.2	152.1	142.0	142.9	153.4	142.2	101.1
17-Jul-19	142.4	152.1	141.8	142.9	153.4	140.6	101.1
3-Jul-19	138.1	149.0	138.3	139.6	151.8	138.9	101.1
Jun '19	137.1	147.5	138.1	137.3	149.5	138.9	100.7
May '19	137.4	148.2	140.8	137.9	150.1	140.9	101.5
Apr '19	137.5	147.8	141.3	137.9	149.9	141.4	100.9
Mar '19	131.5	140.5	141.1	132.9	143.6	142.4	100.1
Feb '19	124.6	134.6	137.4	124.9	136.3	138.5	99.3
Jan '19	124.5	135.1	137.9	124.9	137.4	138.9	99.9
Dec '18	124.0	136.3	138.3	124.3	139.6	138.1	102.4
Nov '18	141.9	152.3	139.7	142.4	152.1	138.8	102.4
Oct '18	143.6	153.2	138.3	143.9	152.9	136.9	101.1
Sep '18	143.5	153.7	137.6	144.9	152.9	137.9	100.4
Aug '18	143.7	153.3	136.6	144.9	152.9	137.9	100.2
Jul '18	143.9	153.7	135.9	144.9	152.4	136.6	99.7
Jun '18	144.0	153.2	136.5	144.9	153.9	137.1	102.6
May '18	141.6	150.1	135.5	142.4	150.3	135.6	100.7
Apr '18	129.5	137.7	130.8	129.9	137.9	130.9	100.4
Mar '18	123.4	132.8	130.1	123.9	133.4	130.9	101.8
Feb '18	120.1	129.4	130.2	120.9	129.9	131.4	102.2
Jan '18	120.3	130.0	127.8	120.6	131.7	127.9	103.6
Dec '17	122.6	132.4	124.8	124.1	133.6	126.2	102.3
Nov '17	129.3	137.3	124.8	129.8	137.8	122.9	101.6
Oct '17	112.4	122.4	117.7	112.9	124.2	116.2	100.2
Sep '17	115.3	124.7	112.7	116.4	126.4	114.0	98.5
Aug '17	110.2	119.4	111.4	109.8	120.8	112.1	97.0
Jul '17	111.2	121.7	112.3	111.3	123.7	113.1	97.9

Retail Motor Fuel Prices — Whitehorse

Average Fuel Prices, as of July 29, 2020
(cents per litre)



Average Self-Serve Bi-weekly Fuel Prices,
July 2016 - July 2020
(cents per litre)



Retail Motor Fuel Prices - Beaver Creek & Burwash Landing

	Beaver Creek Self-serve		
	regular	premium	diesel
29-Jul-20	149.9	159.9	154.9
15-Jul-20	149.9	159.9	154.9
2-Jul-20	149.9	159.9	154.9
17-Jun-20	149.9	159.9	154.9
3-Jun-20	138.9	159.9	154.9
20-May-20	138.9	159.9	154.9
6-May-20	138.0	159.0	154.0
22-Apr-20	138.0	159.0	154.0
8-Apr-20	138.9	169.9	154.9
25-Mar-20	148.9	169.9	164.9
11-Mar-20	158.9	169.9	174.9
26-Feb-20	158.9	169.9	174.9
12-Feb-20	158.9	169.9	174.9
29-Jan-20	158.9	169.9	174.9
15-Jan-20	158.9	169.9	174.9
2-Jan-20	158.9	169.9	174.9
18-Dec-19	158.9	169.9	174.9
4-Dec-19	158.9	169.9	174.9
20-Nov-19	157.9	169.9	165.9
6-Nov-19	157.9	169.9	165.9
23-Oct-19	157.2	169.9	162.6
9-Oct-19	157.0	169.0	165.0
25-Sep-19	156.9	160.0	160.6
11-Sep-19	157.2	169.9	160.9
28-Aug-19	157.2	169.9	160.9
14-Aug-19	157.2	169.9	160.9
31-Jul-19	157.2	169.9	160.9
17-Jul-19	157.2	169.9	160.9
3-Jul-19	157.2	169.9	160.9
Jun '19	157.2	166.4	159.8
May '19	158.9	169.9	169.9
Apr '19	154.9	169.9	169.9
Mar '19	149.9	169.9	169.9
Feb '19	147.4	169.9	169.9
Jan '19	149.9	166.6	166.6
Dec '18	154.9	169.9	169.9
Nov '18	159.9	169.9	164.9
Oct '18	158.8	169.9	157.8
Sep '18	158.0	169.9	157.0
Aug '18	157.6	169.9	150.9
Jul '18	157.6	169.9	148.6
Jun '18	158.9	169.9	148.6
May '18	151.1	159.9	147.6
Apr '18	144.9	159.9	159.9
Mar '18	144.9	159.9	159.9
Feb '18	144.9	159.9	159.9
Jan '18	144.9	159.9	159.9
Dec '17	141.2	159.9	153.7
Nov '17	137.4	159.9	144.9
Oct '17	137.2	159.9	142.3
Sep '17	136.9	159.9	139.6
Aug '17	138.8	159.9	139.5
Jul '17	133.6	159.9	137.9

	Burwash Landing Self-serve		
	regular	premium	diesel
29-Jul-20	n/a	n/a	n/a
15-Jul-20	127.6	133.1	126.5
2-Jul-20	124.9	132.9	122.9
17-Jun-20	n/a	n/a	n/a
3-Jun-20	105.9	113.9	129.9
20-May-20	105.9	113.9	129.9
6-May-20	105.9	113.9	129.9
22-Apr-20	n/a	n/a	n/a
8-Apr-20	n/a	n/a	n/a
25-Mar-20	n/a	n/a	n/a
11-Mar-20	142.9	152.9	142.9
26-Feb-20	142.9	n/a	n/a
12-Feb-20	n/a	n/a	n/a
29-Jan-20	142.9	152.9	142.9
15-Jan-20	142.9	152.9	142.9
2-Jan-20	n/a	n/a	n/a
18-Dec-19	n/a	n/a	n/a
4-Dec-19	142.9	152.9	142.9
20-Nov-19	n/a	n/a	n/a
6-Nov-19	142.9	152.9	142.9
23-Oct-19	142.9	152.9	142.9
9-Oct-19	142.9	152.9	142.9
25-Sep-19	142.9	152.9	142.9
11-Sep-19	142.9	152.9	142.9
28-Aug-19	142.9	152.9	142.9
14-Aug-19	142.9	152.9	142.9
31-Jul-19	n/a	n/a	n/a
17-Jul-19	142.9	152.9	142.9
3-Jul-19	137.9	147.9	139.9
Jun '19	132.9	142.9	139.9
May '19	132.9	142.9	139.9
Apr '19	n/a	n/a	n/a
Mar '19	126.0	136.0	138.9
Feb '19	126.0	136.0	138.9
Jan '19	133.5	144.5	138.9
Dec '18	140.9	152.9	138.9
Nov '18	147.9	157.9	138.4
Oct '18	147.9	157.9	138.9
Sep '18	n/a	n/a	n/a
Aug '18	145.9	155.9	138.2
Jul '18	144.9	154.9	137.9
Jun '18	144.9	154.9	137.9
May '18	137.4	147.4	131.9
Apr '18	129.9	139.9	135.9
Mar '18	127.9	137.9	131.9
Feb '18	129.9	139.9	127.9
Jan '18	129.9	139.9	127.9
Dec '17	129.9	139.9	127.9
Nov '17	129.9	139.9	127.9
Oct '17	120.9	130.9	118.9
Sep '17	120.9	130.9	118.9
Aug '17	120.9	130.9	118.9
Jul '17	120.9	130.9	118.9

Retail Motor Fuel Prices — Carcross & Carmacks

	Carcross Self-serve				Carmacks Self-serve		
	regular	premium	diesel		regular	premium	diesel
29-Jul-20	135.9	-	129.9	29-Jul-20	129.9	139.9	124.9
15-Jul-20	131.9	-	129.9	15-Jul-20	129.9	139.9	109.9
2-Jul-20	135.9	-	129.9	2-Jul-20	133.9	139.4	120.9
17-Jun-20	129.9	-	129.9	17-Jun-20	125.9	135.9	118.9
3-Jun-20	125.9	-	129.9	3-Jun-20	118.9	128.9	118.9
20-May-20	115.9	-	129.9	20-May-20	108.9	118.9	121.4
6-May-20	105.9	-	129.9	6-May-20	108.9	118.9	121.4
22-Apr-20	105.9	-	129.9	22-Apr-20	99.9	114.9	123.9
8-Apr-20	119.9	-	129.9	8-Apr-20	119.9	129.9	129.9
25-Mar-20	144.9	-	149.9	25-Mar-20	129.9	139.9	139.9
11-Mar-20	152.9	-	157.9	11-Mar-20	146.4	156.4	159.9
26-Feb-20	152.9	-	157.9	26-Feb-20	152.9	162.9	159.9
12-Feb-20	152.9	-	157.9	12-Feb-20	152.9	162.9	159.9
29-Jan-20	152.9	-	157.9	29-Jan-20	152.9	162.9	167.9
15-Jan-20	152.9	-	157.9	15-Jan-20	152.9	162.9	167.9
2-Jan-20	152.9	-	157.9	2-Jan-20	152.9	162.9	161.9
18-Dec-19	152.9	-	157.9	18-Dec-19	152.9	162.9	155.9
4-Dec-19	152.9	-	157.9	4-Dec-19	152.9	162.9	155.9
20-Nov-19	152.9	-	157.9	20-Nov-19	152.9	162.9	155.9
6-Nov-19	152.9	-	157.9	6-Nov-19	152.9	162.9	155.9
23-Oct-19	149.9	-	154.9	23-Oct-19	152.9	162.9	155.9
9-Oct-19	149.9	-	154.9	9-Oct-19	152.9	162.9	155.9
25-Sep-19	149.9	-	154.9	25-Sep-19	152.9	162.9	155.9
11-Sep-19	149.9	-	154.9	11-Sep-19	152.9	162.9	155.9
28-Aug-19	149.9	-	154.9	28-Aug-19	152.9	162.9	155.9
14-Aug-19	149.9	-	154.9	14-Aug-19	152.9	162.9	155.9
31-Jul-19	149.9	-	154.9	31-Jul-19	152.9	162.9	155.9
17-Jul-19	149.9	-	154.9	17-Jul-19	152.9	162.9	155.9
3-Jul-19	149.9	-	154.9	3-Jul-19	152.9	162.9	155.9
Jun '19	147.9	-	154.9	Jun '19	152.9	160.4	154.9
May '19	147.9	-	154.9	May '19	152.9	160.4	154.9
Apr '19	147.9	-	154.9	Apr '19	147.2	157.2	151.9
Mar '19	139.9	-	149.9	Mar '19	134.9	144.9	146.9
Feb '19	134.9	-	149.9	Feb '19	129.9	139.9	142.4
Jan '19	134.9	-	149.9	Jan '19	129.9	139.9	144.6
Dec '18	134.9	-	149.9	Dec '18	133.4	146.7	152.2
Nov '18	152.4	-	154.9	Nov '18	149.9	162.4	155.9
Oct '18	154.9	-	154.9	Oct '18	154.9	164.9	152.4
Sep '18	154.9	-	154.9	Sep '18	154.9	163.7	153.4
Aug '18	154.9	-	154.9	Aug '18	158.2	166.6	151.4
Jul '18	154.9	-	154.9	Jul '18	157.4	162.4	149.7
Jun '18	154.9	-	152.4	Jun '18	153.7	157.4	147.9
May '18	149.9	-	149.9	May '18	149.9	154.4	146.4
Apr '18	138.9	-	144.9	Apr '18	139.9	152.2	141.4
Mar '18	132.9	-	141.9	Mar '18	130.9	145.4	140.4
Feb '18	131.4	-	142.4	Feb '18	130.9	145.4	140.4
Jan '18	129.9	-	137.3	Jan '18	133.9	146.9	139.7
Dec '17	137.5	-	143.5	Dec '17	139.9	149.9	137.9
Nov '17	136.5	-	136.5	Nov '17	132.4	142.4	134.4
Oct '17	124.0	-	125.0	Oct '17	124.9	137.2	129.9
Sep '17	126.5	-	127.5	Sep '17	129.9	138.2	128.9
Aug '17	122.0	-	122.0	Aug '17	119.9	130.9	124.1
Jul '17	124.4	-	124.4	Jul '17	119.9	128.7	121.2

Retail Motor Fuel Prices — Dawson City & Destruction Bay

	Dawson City Self-serve			Full-serve		Destruction Bay Self-serve			Full-serve
	regular	premium	diesel	propane		regular	premium	diesel	propane
29-Jul-20	131.7	148.9	131.1	125.0	29-Jul-20	n/a	n/a	n/a	n/a
15-Jul-20	140.4	148.9	139.6	125.0	15-Jul-20	133.9	149.9	125.9	136.9
2-Jul-20	126.9	148.4	129.3	125.0	2-Jul-20	n/a	n/a	n/a	n/a
17-Jun-20	126.4	147.4	128.1	n/a	17-Jun-20	n/a	n/a	n/a	n/a
3-Jun-20	122.1	140.8	128.1	n/a	3-Jun-20	n/a	n/a	n/a	n/a
20-May-20	121.0	128.0	128.0	n/a	20-May-20	n/a	n/a	n/a	n/a
6-May-20	108.2	128.5	126.0	n/a	6-May-20	n/a	n/a	n/a	n/a
22-Apr-20	119.9	119.9	144.9	n/a	22-Apr-20	n/a	n/a	n/a	n/a
8-Apr-20	115.9	122.9	144.5	n/a	8-Apr-20	n/a	n/a	n/a	n/a
25-Mar-20	138.6	141.9	144.8	n/a	25-Mar-20	n/a	n/a	n/a	n/a
11-Mar-20	148.2	152.6	150.8	n/a	11-Mar-20	142.9	158.9	150.9	136.9
26-Feb-20	148.8	155.8	159.8	n/a	26-Feb-20	n/a	n/a	n/a	n/a
12-Feb-20	150.9	156.8	155.8	n/a	12-Feb-20	142.9	158.9	149.9	136.9
29-Jan-20	149.8	156.8	168.5	n/a	29-Jan-20	142.9	158.9	155.9	136.9
15-Jan-20	152.8	159.8	170.5	n/a	15-Jan-20	142.9	158.9	157.9	136.9
2-Jan-20	149.5	158.6	155.8	n/a	2-Jan-20	n/a	n/a	n/a	n/a
18-Dec-19	152.6	164.3	157.8	135.0	18-Dec-19	143.9	159.9	162.9	136.9
4-Dec-19	152.8	164.7	158.9	135.0	4-Dec-19	n/a	n/a	n/a	n/a
20-Nov-19	157.2	164.7	165.2	135.0	20-Nov-19	141.9	157.9	156.9	136.9
6-Nov-19	152.8	164.7	155.8	135.0	6-Nov-19	n/a	n/a	n/a	n/a
23-Oct-19	157.9	163.9	157.9	135.0	23-Oct-19	n/a	n/a	n/a	n/a
9-Oct-19	150.1	164.9	149.4	135.0	9-Oct-19	141.9	157.9	152.9	136.9
25-Sep-19	158.9	164.9	155.8	135.0	25-Sep-19	144.9	158.9	147.9	136.9
11-Sep-19	158.9	164.9	155.8	135.0	11-Sep-19	139.9	153.9	139.9	136.9
28-Aug-19	149.4	164.9	148.9	135.0	28-Aug-19	138.9	152.9	140.9	138.9
14-Aug-19	160.9	168.4	155.2	135.0	14-Aug-19	142.9	156.9	142.9	136.9
31-Jul-19	153.9	168.4	151.0	135.0	31-Jul-19	144.9	158.9	144.9	136.9
17-Jul-19	159.9	167.4	160.2	135.0	17-Jul-19	148.9	162.9	142.9	136.9
3-Jul-19	151.0	166.1	150.8	135.0	3-Jul-19	143.9	156.9	140.9	136.9
Jun '19	155.5	167.1	156.3	135.0	Jun '19	149.9	162.9	147.9	136.9
May '19	157.4	168.4	160.9	135.0	May '19	150.9	163.9	149.9	136.9
Apr '19	150.7	168.4	155.9	n/a	Apr '19	n/a	n/a	n/a	n/a
Mar '19	141.4	158.2	154.3	n/a	Mar '19	140.9	153.9	149.9	136.9
Feb '19	138.3	153.4	150.2	n/a	Feb '19	130.9	143.9	144.9	136.9
Jan '19	136.1	151.8	148.1	n/a	Jan '19	133.6	146.6	148.6	136.9
Dec '18	139.0	169.5	151.0	n/a	Dec '18	142.9	155.9	156.9	138.5
Nov '18	155.4	173.0	154.2	135.0	Nov '18	145.9	158.9	154.4	140.0
Oct '18	154.6	172.0	151.8	135.0	Oct '18	153.4	166.4	157.4	138.5
Sep '18	154.6	172.0	151.2	135.0	Sep '18	155.9	168.9	150.9	136.9
Aug '18	154.6	171.4	150.6	135.0	Aug '18	153.2	166.2	148.9	136.9
Jul '18	154.6	172.0	150.5	135.0	Jul '18	154.4	167.4	149.9	136.9
Jun '18	154.6	172.0	150.3	135.0	Jun '18	155.4	163.4	153.9	136.9
May '18	153.3	163.4	149.7	135.0	May '18	154.4	166.9	149.9	140.0
Apr '18	142.6	152.7	142.2	135.0	Apr '18	150.4	160.4	145.4	135.0
Mar '18	130.7	149.5	138.8	n/a	Mar '18	139.4	152.4	144.9	126.9
Feb '18	133.6	148.2	139.9	135.0	Feb '18	135.9	148.9	146.9	126.9
Jan '18	130.9	146.5	134.8	135.0	Jan '18	135.2	148.6	147.9	126.9
Dec '17	134.0	151.1	135.0	135.0	Dec '17	132.9	145.9	144.4	126.9
Nov '17	140.9	148.7	145.8	135.0	Nov '17	137.4	150.4	143.4	126.9
Oct '17	134.7	143.2	136.3	135.0	Oct '17	129.9	142.9	137.9	126.9
Sep '17	136.2	144.7	135.9	135.0	Sep '17	128.9	141.9	127.9	126.9
Aug '17	129.7	136.5	131.7	135.0	Aug '17	128.4	140.9	124.4	126.9
Jul '17	131.0	138.2	134.2	135.0	Jul '17	123.4	134.9	119.9	126.9

Retail Motor Fuel Prices — Eagle Plains & Faro

	Eagle Plains Self-Serve			Full-serve propane		Faro Self-Serve		
	regular	premium	diesel			regular	premium	diesel
29-Jul-20	140.0	-	145.0	144.0	29-Jul-20	130.9	-	120.9
15-Jul-20	140.0	-	145.0	144.0	15-Jul-20	133.9	-	123.9
2-Jul-20	n/a	-	n/a	n/a	2-Jul-20	133.9	-	123.9
17-Jun-20	140.0	-	145.0	144.0	17-Jun-20	126.9	-	120.9
3-Jun-20	170.0	-	145.0	144.0	3-Jun-20	n/a	-	n/a
20-May-20	170.0	-	145.0	144.0	20-May-20	112.9	-	120.9
6-May-20	170.0	-	145.0	144.0	6-May-20	109.9	-	120.9
22-Apr-20	170.0	-	145.0	144.0	22-Apr-20	109.9	-	130.9
8-Apr-20	170.0	-	145.0	144.0	8-Apr-20	119.9	-	130.9
25-Mar-20	170.0	-	166.0	144.0	25-Mar-20	130.9	-	147.9
11-Mar-20	170.0	-	166.0	144.0	11-Mar-20	140.9	-	147.9
26-Feb-20	170.0	-	166.0	144.0	26-Feb-20	n/a	-	n/a
12-Feb-20	170.0	-	166.0	144.0	12-Feb-20	153.9	-	156.9
29-Jan-20	170.0	-	161.0	144.0	29-Jan-20	154.9	-	157.9
15-Jan-20	170.0	-	161.0	140.0	15-Jan-20	154.9	-	157.9
2-Jan-20	170.0	-	161.0	144.0	2-Jan-20	n/a	-	n/a
18-Dec-19	170.0	-	161.0	144.0	18-Dec-19	154.9	-	157.9
4-Dec-19	170.0	-	161.0	140.0	4-Dec-19	154.3	-	157.3
20-Nov-19	170.0	-	161.0	140.0	20-Nov-19	154.3	-	157.3
6-Nov-19	170.0	-	166.0	144.0	6-Nov-19	154.3	-	157.3
23-Oct-19	170.0	-	161.0	144.0	23-Oct-19	154.3	-	157.3
9-Oct-19	170.0	-	161.0	144.0	9-Oct-19	154.3	-	157.3
25-Sep-19	170.0	-	161.0	144.0	25-Sep-19	154.3	-	157.3
11-Sep-19	170.0	-	161.0	144.0	11-Sep-19	154.3	-	157.3
28-Aug-19	170.0	-	166.0	144.0	28-Aug-19	154.3	-	157.3
14-Aug-19	170.0	-	161.0	144.0	14-Aug-19	n/a	-	n/a
31-Jul-19	170.0	-	161.0	144.0	31-Jul-19	n/a	-	n/a
17-Jul-19	170.0	-	161.0	144.0	17-Jul-19	154.3	-	157.3
3-Jul-19	170.0	-	166.0	144.0	3-Jul-19	154.3	-	157.3
Jun '19	165.0	-	160.0	140.0	Jun '19	149.9	-	151.9
May '19	165.0	-	160.0	140.0	May '19	153.9	-	155.9
Apr '19	165.0	-	157.5	140.0	Apr '19	146.9	-	150.9
Mar '19	165.0	-	155.0	140.0	Mar '19	135.9	-	147.4
Feb '19	165.0	-	155.0	140.0	Feb '19	130.9	-	145.9
Jan '19	165.0	-	155.0	140.0	Jan '19	130.9	-	145.9
Dec '18	155.0	-	155.0	140.0	Dec '18	138.4	-	152.7
Nov '18	155.0	-	155.0	140.0	Nov '18	154.9	-	142.5
Oct '18	160.0	-	157.5	140.0	Oct '18	154.9	-	142.5
Sep '18	165.0	-	155.0	140.0	Sep '18	154.9	-	142.5
Aug '18	161.7	-	155.0	140.0	Aug '18	158.2	-	147.2
Jul '18	160.0	-	155.0	140.0	Jul '18	154.9	-	152.5
Jun '18	n/a	-	n/a	n/a	Jun '18	153.9	-	153.5
May '18	n/a	-	n/a	n/a	May '18	151.9	-	150.5
Apr '18	n/a	-	n/a	n/a	Apr '18	139.9	-	145.5
Mar '18	145.0	-	150.0	140.0	Mar '18	134.5	-	142.9
Feb '18	145.0	-	150.0	140.0	Feb '18	134.7	-	138.9
Jan '18	145.0	-	143.3	140.0	Jan '18	138.0	-	134.8
Dec '17	145.0	-	142.5	140.0	Dec '17	139.9	-	134.5
Nov '17	145.0	-	142.5	140.0	Nov '17	n/a	-	n/a
Oct '17	145.0	-	140.0	140.0	Oct '17	n/a	-	n/a
Sep '17	145.0	-	140.0	140.0	Sep '17	128.2	-	129.9
Aug '17	145.0	-	143.3	140.0	Aug '17	127.9	-	132.9
Jul '17	145.0	-	142.5	140.0	Jul '17	127.0	-	127.0

Retail Motor Fuel Prices — Haines Junction

	Self-serve			Full-serve
	regular	premium	diesel	propane
29-Jul-20	122.7	131.6	126.9	-
15-Jul-20	122.7	131.6	126.9	-
2-Jul-20	122.7	131.6	126.9	-
17-Jun-20	118.9	126.6	126.9	-
3-Jun-20	114.7	124.2	125.7	-
20-May-20	106.4	114.6	126.2	-
6-May-20	101.4	107.9	127.4	-
22-Apr-20	107.4	107.9	131.2	-
8-Apr-20	114.9	117.6	138.2	-
25-Mar-20	126.6	132.9	144.6	-
11-Mar-20	137.9	143.2	143.9	-
26-Feb-20	147.6	155.9	150.6	-
12-Feb-20	146.9	155.9	150.7	-
29-Jan-20	145.9	155.9	150.9	-
15-Jan-20	147.6	155.9	150.6	n/a
2-Jan-20	147.6	155.9	150.6	n/a
18-Dec-19	147.6	155.9	149.9	n/a
4-Dec-19	147.6	155.9	149.2	n/a
20-Nov-19	147.6	155.9	149.2	n/a
6-Nov-19	147.6	155.9	148.2	n/a
23-Oct-19	147.6	155.9	148.2	n/a
9-Oct-19	146.9	n/a	146.9	n/a
25-Sep-19	147.4	155.9	147.9	n/a
11-Sep-19	147.6	155.9	148.2	n/a
28-Aug-19	147.4	155.9	147.9	n/a
14-Aug-19	147.6	155.9	148.2	n/a
31-Jul-19	147.6	155.9	148.2	n/a
17-Jul-19	147.6	155.9	148.2	n/a
3-Jul-19	144.2	153.4	144.9	n/a
Jun '19	142.3	153.2	144.5	n/a
May '19	140.8	149.9	146.2	n/a
Apr '19	141.2	150.9	146.9	n/a
Mar '19	133.6	139.2	140.8	n/a
Feb '19	128.9	136.9	139.9	n/a
Jan '19	128.9	136.9	139.9	n/a
Dec '18	136.7	139.9	144.0	n/a
Nov '18	148.2	155.4	148.6	n/a
Oct '18	148.7	157.9	147.0	100.0
Sep '18	146.5	157.9	144.2	100.0
Aug '18	147.5	158.2	146.0	100.0
Jul '18	147.2	157.9	142.6	100.0
Jun '18	147.8	157.9	145.4	100.0
May '18	144.7	155.4	141.8	100.0
Apr '18	132.2	142.9	136.6	100.0
Mar '18	126.7	137.2	136.5	100.0
Feb '18	124.9	133.9	135.9	100.0
Jan '18	124.6	133.9	133.8	100.0
Dec '17	127.2	132.9	133.2	100.0
Nov '17	129.7	146.0	133.6	100.0
Oct '17	117.1	125.9	123.1	100.0
Sep '17	121.7	132.9	119.1	100.0
Aug '17	115.8	124.2	116.3	100.0
Jul '17	116.6	125.2	116.5	100.0

Retail Motor Fuel Prices — Jake's Corner

	Self-serve			Full-serve
	regular	premium	diesel	propane
29-Jul-20	119.9	125.9	119.9	-
15-Jul-20	119.9	125.9	119.9	-
2-Jul-20	119.9	125.9	119.9	-
17-Jun-20	114.9	120.9	119.9	-
3-Jun-20	n/a	n/a	n/a	-
20-May-20	104.9	n/a	119.9	-
6-May-20	104.9	114.9	119.9	-
22-Apr-20	95.9	n/a	n/a	-
8-Apr-20	105.9	n/a	n/a	-
25-Mar-20	105.9	n/a	n/a	-
11-Mar-20	129.9	n/a	n/a	-
26-Feb-20	142.9	153.9	151.9	-
12-Feb-20	142.9	153.9	151.9	-
29-Jan-20	142.9	153.9	151.9	-
15-Jan-20	142.9	153.9	151.9	-
2-Jan-20	142.9	153.9	151.9	-
18-Dec-19	142.9	153.9	151.9	-
4-Dec-19	142.9	153.9	151.9	-
20-Nov-19	142.9	153.9	151.9	-
6-Nov-19	142.9	153.9	151.9	-
23-Oct-19	144.9	154.9	151.9	-
9-Oct-19	149.9	154.9	151.9	-
25-Sep-19	n/a	n/a	n/a	-
11-Sep-19	149.9	154.9	142.9	-
28-Aug-19	n/a	n/a	n/a	-
14-Aug-19	n/a	n/a	n/a	-
31-Jul-19	142.9	156.0	147.9	-
17-Jul-19	142.9	156.0	147.9	-
3-Jul-19	142.9	156.0	147.9	-
Jun '19	137.9	151.0	142.9	-
May '19	137.9	151.0	142.9	-
Apr '19	137.9	151.0	144.4	-
Mar '19	132.9	145.0	145.9	-
Feb '19	127.9	137.9	143.0	-
Jan '19	127.9	137.9	143.0	-
Dec '18	127.9	137.9	143.0	n/a
Nov '18	144.9	155.9	141.7	n/a
Oct '18	147.8	155.9	141.4	n/a
Sep '18	147.8	155.9	141.4	n/a
Aug '18	147.8	155.9	137.9	n/a
Jul '18	147.8	155.9	137.9	n/a
Jun '18	147.8	155.9	137.9	n/a
May '18	145.3	151.4	137.9	n/a
Apr '18	132.8	140.9	132.9	n/a
Mar '18	n/a	n/a	n/a	n/a
Feb '18	n/a	n/a	n/a	n/a
Jan '18	n/a	n/a	n/a	n/a
Dec '17	n/a	n/a	n/a	n/a
Nov '17	n/a	n/a	n/a	n/a
Oct '17	n/a	n/a	n/a	n/a
Sep '17	n/a	n/a	n/a	n/a
Aug '17	112.8	126.8	113.8	115.0
Jul '17	112.8	126.8	113.8	107.5

Retail Motor Fuel Prices — Mayo

	Self-serve			Full-serve	
	regular	premium	diesel	regular	diesel
29-Jul-20	118.8	-	117.9	-	-
15-Jul-20	n/a	-	n/a	-	-
2-Jul-20	114.9	-	121.8	-	-
17-Jun-20	114.9	-	121.8	-	-
3-Jun-20	114.9	-	121.8	-	-
20-May-20	n/a	-	n/a	-	-
6-May-20	103	-	124	-	-
22-Apr-20	n/a	-	n/a	-	-
8-Apr-20	n/a	-	n/a	-	-
25-Mar-20	142.1	-	143.1	-	-
11-Mar-20	151.1	-	153.1	-	-
26-Feb-20	n/a	-	n/a	-	-
12-Feb-20	153.1	-	153.1	-	-
29-Jan-20	n/a	-	n/a	-	-
15-Jan-20	n/a	-	n/a	-	-
2-Jan-20	149.9	-	147.9	-	-
18-Dec-19	149.9	-	147.9	-	-
4-Dec-19	149.9	-	150.9	-	-
20-Nov-19	n/a	-	n/a	-	-
6-Nov-19	149.9	-	147.9	-	-
23-Oct-19	n/a	-	n/a	-	-
9-Oct-19	142.8	-	140.9	-	-
25-Sep-19	n/a	-	n/a	-	-
11-Sep-19	n/a	-	n/a	-	-
28-Aug-19	141.4	-	144.1	-	-
14-Aug-19	n/a	-	n/a	-	-
31-Jul-19	148.4	-	148.3	-	-
17-Jul-19	n/a	-	n/a	-	-
3-Jul-19	144.0	-	142.9	-	-
Jun '19	144.0	-	145.9	-	-
May '19	146.9	-	151.9	-	-
Apr '19	146.9	-	153.4	-	-
Mar '19	137.9	-	149.9	-	-
Feb '19	133.9	-	144.9	-	-
Jan '19	132.2	-	143.6	-	-
Dec '18	125.8	-	139.0	-	-
Nov '18	146.9	-	141.4	-	-
Oct '18	143.4	-	134.1	-	-
Sep '18	144.7	-	135.1	-	-
Aug '18	144.7	-	135.1	n/a	n/a
Jul '18	144.7	-	135.1	n/a	n/a
Jun '18	144.7	-	135.1	n/a	n/a
May '18	149.4	-	141.9	n/a	n/a
Apr '18	138.4	-	136.5	n/a	n/a
Mar '18	126.1	-	129.9	n/a	n/a
Feb '18	124.9	-	133.2	n/a	n/a
Jan '18	123.8	-	127.7	n/a	n/a
Dec '17	127.3	-	126.8	n/a	n/a
Nov '17	132.3	-	127.1	n/a	n/a
Oct '17	116.1	-	117.6	n/a	n/a
Sep '17	120.1	-	106.1	n/a	n/a
Aug '17	112.7	-	112.2	122.9	119.6
Jul '17	112.3	-	113.2	125.9	117.4

* Mayo full-serve station burnt down in early September 2017.

Retail Motor Fuel Prices — Pelly Crossing & Ross River

	Pelly Crossing Self-serve		
	regular	Premium	diesel
29-Jul-20	130.9	137.9	125.9
15-Jul-20	133.9	141.9	128.9
2-Jul-20	126.9	136.9	121.9
17-Jun-20	n/a	n/a	n/a
3-Jun-20	109.9	140.9	104.9
20-May-20	109.9	140.9	104.9
6-May-20	100.9	140.9	95.9
22-Apr-20	100.0	140.9	95.0
8-Apr-20	120.9	140.9	115.9
25-Mar-20	140.9	146.9	135.9
11-Mar-20	151.9	157.9	146.9
26-Feb-20	151.9	157.9	146.9
12-Feb-20	151.9	157.9	146.9
29-Jan-20	n/a	n/a	n/a
15-Jan-20	n/a	n/a	n/a
2-Jan-20	151.9	157.9	146.9
18-Dec-19	151.9	157.9	146.9
4-Dec-19	n/a	n/a	n/a
20-Nov-19	151.9	157.9	146.9
6-Nov-19	151.9	157.9	146.9
23-Oct-19	151.9	157.9	146.9
9-Oct-19	151.9	157.9	146.9
25-Sep-19	151.9	157.9	146.9
11-Sep-19	151.9	157.9	146.9
28-Aug-19	151.9	157.9	146.9
14-Aug-19	151.9	157.9	146.9
31-Jul-19	151.9	157.9	146.9
17-Jul-19	151.9	157.9	146.9
3-Jul-19	151.9	157.9	146.9
Jun '19	151.9	157.9	146.9
May '19	151.9	157.9	146.9
Apr '19	147.9	153.9	142.9
Mar '19	130.9	136.9	125.9
Feb '19	130.9	136.9	125.9
Jan '19	135.1	139.6	127.9
Dec '18	140.9	146.9	135.9
Nov '18	153.9	-	148.9
Oct '18	153.9	159.9	148.9
Sep '18	153.9	159.9	148.9
Aug '18	153.9	159.2	148.9
Jul '18	153.9	158.9	148.9
Jun '18	n/a	-	146.5
May '18	148.9	-	148.4
Apr '18	134.4	-	141.7
Mar '18	130.9	-	137.5
Feb '18	130.9	-	137.5
Jan '18	134.9	-	137.5
Dec '17	136.9	-	137.5
Nov '17	133.2	-	137.5
Oct '17	129.5	-	126.5
Sep '17	129.5	-	126.5
Aug '17	122.0	-	122.0
Jul '17	125.0	-	125.0

	Ross River Self-serve	
	regular	diesel
29-Jul-20	132.9	129.9
15-Jul-20	132.9	129.9
2-Jul-20	116.9	121.9
17-Jun-20	116.9	121.9
3-Jun-20	102.9	121.9
20-May-20	102.9	121.9
6-May-20	n/a	n/a
22-Apr-20	118.9	124.9
8-Apr-20	123.9	129.9
25-Mar-20	146.9	150.4
11-Mar-20	150.9	154.4
26-Feb-20	150.9	154.4
12-Feb-20	150.9	154.4
29-Jan-20	152.9	156.9
15-Jan-20	152.9	156.9
2-Jan-20	n/a	n/a
18-Dec-19	152.9	156.4
4-Dec-19	152.9	156.4
20-Nov-19	n/a	n/a
6-Nov-19	152.9	156.4
23-Oct-19	154.9	158.4
9-Oct-19	154.9	158.4
25-Sep-19	154.9	158.4
11-Sep-19	154.9	158.4
28-Aug-19	154.9	158.4
14-Aug-19	154.9	158.4
31-Jul-19	154.9	158.4
17-Jul-19	152.9	155.9
3-Jul-19	152.9	155.9
Jun '19	150.4	154.9
May '19	147.9	153.9
Apr '19	145.4	152.4
Mar '19	134.9	146.4
Feb '19	129.9	144.9
Jan '19	129.9	144.9
Dec '18	137.4	151.9
Nov '18	150.9	161.7
Oct '18	156.9	154.5
Sep '18	156.9	154.5
Aug '18	156.2	154.0
Jul '18	152.4	152.9
Jun '18	149.9	152.9
May '18	144.9	149.4
Apr '18	137.4	143.9
Mar '18	134.9	141.9
Feb '18	139.9	139.9
Jan '18	136.6	138.2
Dec '17	139.9	139.9
Nov '17	132.4	132.4
Oct '17	129.9	129.9
Sep '17	129.9	129.9
Aug '17	129.9	129.9
Jul '17	129.9	129.9

Retail Motor Fuel Prices — Stewart Crossing

	Self-Serve		
	regular	premium	diesel
29-Jul-20	n/a	n/a	n/a
15-Jul-20	n/a	n/a	n/a
2-Jul-20	n/a	n/a	n/a
17-Jun-20	124.9	130.9	129.9
3-Jun-20	124.9	130.9	129.9
20-May-20	n/a	n/a	n/a
6-May-20	n/a	n/a	n/a
22-Apr-20	n/a	n/a	n/a
8-Apr-20	n/a	n/a	n/a
25-Mar-20	n/a	n/a	n/a
11-Mar-20	n/a	n/a	n/a
26-Feb-20	152.9	158.9	155.9
12-Feb-20	152.9	158.9	155.9
29-Jan-20	152.9	158.9	155.9
15-Jan-20	152.9	158.9	155.9
2-Jan-20	152.9	158.9	155.9
18-Dec-19	152.9	158.9	155.9
4-Dec-19	152.9	158.9	150.9
20-Nov-19	152.9	158.9	150.9
6-Nov-19	152.9	158.9	150.9
23-Oct-19	152.9	158.9	150.9
9-Oct-19	n/a	n/a	n/a
25-Sep-19	152.9	158.9	150.9
11-Sep-19	152.9	158.9	150.9
28-Aug-19	152.9	158.9	150.9
14-Aug-19	152.9	158.9	150.9
31-Jul-19	152.9	158.9	150.9
17-Jul-19	152.9	158.9	150.9
3-Jul-19	152.9	158.9	151.5
Jun '19	147.9	153.9	145.9
May '19	147.9	153.9	145.9
Apr '19	147.9	148.9	149.9
Mar '19	134.9	140.9	145.9
Feb '19	134.9	140.9	145.9
Jan '19	134.9	140.9	145.9
Dec '18	134.9	140.9	148.4
Nov '18	152.4	158.4	150.9
Oct '18	154.9	160.9	150.9
Sep '18	154.9	160.9	150.9
Aug '18	154.9	160.9	150.9
Jul '18	154.9	160.9	150.9
Jun '18	154.9	160.9	150.9
May '18	152.4	158.4	148.4
Apr '18	139.9	145.9	139.9
Mar '18	130.4	136.9	139.9
Feb '18	130.9	136.9	139.9
Jan '18	130.9	133.6	137.6
Dec '17	134.4	139.4	132.9
Nov '17	139.9	145.9	132.9
Oct '17	122.9	128.9	126.4
Sep '17	129.9	132.4	119.9
Aug '17	120.9	126.9	119.9
Jul '17	121.9	127.9	122.9

Retail Motor Fuel Prices — Teslin

	Self-serve			Full-serve
	regular	premium	diesel	propane
29-Jul-20	123.9	131.9	123.9	110.0
15-Jul-20	123.9	131.9	123.9	110.0
2-Jul-20	118.9	126.9	122.9	110.0
17-Jun-20	118.9	126.9	122.9	110.0
3-Jun-20	109.9	119.9	129.9	110.0
20-May-20	109.9	119.9	129.9	110.0
6-May-20	109.9	119.9	129.9	110.0
22-Apr-20	109.9	119.9	129.9	110.0
8-Apr-20	109.9	119.9	129.9	110.0
25-Mar-20	133.9	141.9	139.9	110.0
11-Mar-20	145.4	156.9	150.4	110.0
26-Feb-20	146.9	156.9	152.4	110.0
12-Feb-20	146.9	156.9	152.4	110.0
29-Jan-20	146.9	156.9	152.4	110.0
15-Jan-20	146.9	156.9	152.4	110.0
2-Jan-20	146.9	156.9	152.4	110.0
18-Dec-19	146.9	156.9	152.4	110.0
4-Dec-19	146.9	156.9	152.4	110.0
20-Nov-19	146.9	156.9	152.4	110.0
6-Nov-19	146.9	156.9	152.4	110.0
23-Oct-19	146.9	156.9	152.4	110.0
9-Oct-19	146.9	156.9	152.4	110.0
25-Sep-19	146.9	156.9	154.9	n/a
11-Sep-19	146.9	156.9	152.4	110.0
28-Aug-19	146.9	156.9	152.4	110.0
14-Aug-19	146.9	156.9	152.4	110.0
31-Jul-19	146.9	156.9	154.9	110.0
17-Jul-19	146.9	156.9	154.9	n/a
3-Jul-19	144.4	156.9	151.9	n/a
Jun '19	141.9	151.9	148.9	n/a
May '19	141.9	n/a	148.9	110.0
Apr '19	141.9	151.9	148.9	110.0
Mar '19	135.2	n/a	146.4	110.0
Feb '19	129.4	n/a	141.3	110.0
Jan '19	132.2	142.9	144.2	110.0
Dec '18	129.7	137.4	141.7	110.0
Nov '18	143.7	150.9	143.2	111.3
Oct '18	138.5	149.6	145.9	110.6
Sep '18	148.9	158.9	141.9	113.7
Aug '18	148.9	158.9	141.9	112.5
Jul '18	148.9	158.9	141.9	112.5
Jun '18	148.9	158.9	141.9	112.5
May '18	146.4	153.9	141.9	112.5
Apr '18	133.9	143.9	135.9	112.5
Mar '18	129.9	141.9	136.9	112.5
Feb '18	129.9	139.9	139.9	112.5
Jan '18	130.9	140.9	134.2	108.8
Dec '17	132.9	142.9	133.9	107.0
Nov '17	128.2	136.4	131.4	107.0
Oct '17	118.9	128.9	124.4	107.0
Sep '17	123.9	133.9	119.9	107.0
Aug '17	117.9	127.9	115.9	104.7
Jul '17	119.2	129.4	117.4	101.0

Retail Motor Fuel Prices — Watson Lake

	Self-serve			Full-serve
	regular	premium	diesel	propane
29-Jul-20	121.9	123.9	122.4	112.9
15-Jul-20	121.9	123.9	122.4	112.9
2-Jul-20	121.9	123.9	139.9	112.9
17-Jun-20	123.9	123.9	141.9	112.9
3-Jun-20	113.9	123.9	114.9	112.9
20-May-20	111.4	110.9	117.9	112.9
6-May-20	97.9	107.9	114.9	112.9
22-Apr-20	97.9	108.0	114.0	112.9
8-Apr-20	104.9	113.9	114.9	112.9
25-Mar-20	124.9	134.9	126.9	112.9
11-Mar-20	133.9	142.9	135.9	112.9
26-Feb-20	137.9	146.9	144.9	n/a
12-Feb-20	137.9	146.9	139.9	n/a
29-Jan-20	139.9	149.9	148.4	112.9
15-Jan-20	139.9	149.9	148.4	112.9
2-Jan-20	138.6	149.9	143.6	112.9
18-Dec-19	138.6	149.9	143.6	112.9
4-Dec-19	138.6	149.9	144.6	112.9
20-Nov-19	139.9	149.9	146.4	112.9
6-Nov-19	138.6	149.9	142.2	112.9
23-Oct-19	145.2	149.9	149.6	112.9
9-Oct-19	141.7	149.9	141.8	n/a
25-Sep-19	141.9	144.9	144.7	110.9
11-Sep-19	141.9	148.4	144.2	110.9
28-Aug-19	139.1	148.4	141.1	110.9
14-Aug-19	144.2	149.9	145.9	110.9
31-Jul-19	140.6	148.9	142.2	110.9
17-Jul-19	142.7	149.9	144.4	110.9
3-Jul-19	140.2	148.9	141.9	110.9
Jun '19	140.2	147.9	142.6	110.9
May '19	137.5	148.9	141.3	n/a
Apr '19	135.6	147.4	142.2	109.0
Mar '19	126.4	138.4	140.2	110.9
Feb '19	122.9	134.9	136.9	110.9
Jan '19	122.6	134.9	136.3	110.9
Dec '18	125.0	134.9	138.1	110.9
Nov '18	141.9	151.4	142.6	110.9
Oct '18	141.9	154.9	139.4	110.9
Sep '18	143.2	152.9	140.7	110.9
Aug '18	142.1	152.9	139.2	110.9
Jul '18	142.2	152.9	143.7	110.9
Jun '18	141.2	152.4	138.5	110.9
May '18	139.1	148.7	135.5	110.9
Apr '18	128.2	139.9	129.2	110.9
Mar '18	118.9	134.9	127.0	110.9
Feb '18	116.0	134.9	127.7	105.9
Jan '18	116.7	134.9	127.4	105.9
Dec '17	118.9	134.9	125.0	105.9
Nov '17	123.4	137.9	127.7	105.9
Oct '17	116.7	132.8	121.4	105.9
Sep '17	119.4	129.4	120.2	105.9
Aug '17	116.0	131.6	116.0	105.6
Jul '17	116.1	131.4	115.7	105.7

Residential Fuel Prices in Yukon

Average Prices as of July 29, 2020

	Residential Heating Fuels			% Change July 31, 2019 to July 29, 2020		
	Furnace Oil	Arctic Stove Oil	Propane (500-gallon tank cost)	Furnace Oil	Arctic Stove Oil	Propane (500-gallon tank cost)
Whitehorse	108.2	106.6	82.8	-13.6%	-16.1%	-24.4%
Beaver Creek	n/a	n/a	-	n/a	n/a	-
Burwash Landing	109.7	112.9	-	-12.4%	-12.1%	-
Carcross	107.8	103.8	-	-14.6%	-18.8%	-
Carmacks	108.7	105.8	97.5	-12.5%	-20.0%	-21.5%
Dawson City	113.5	116.1	97.5	-16.4%	-14.7%	-21.5%
Destruction Bay	109.7	112.9	-	-12.4%	-12.1%	-
Faro	110.8	113.7	97.5	-12.3%	-12.1%	-21.5%
Haines Junction	108.7	105.8	97.5	-14.5%	-17.9%	-21.5%
Marsh Lake	107.8	103.8	-	-14.6%	-18.8%	-
Mayo	110.4	111.0	97.5	-18.5%	-18.5%	-21.5%
Pelly Crossing	109.9	108.0	-	-14.0%	-18.8%	-
Ross River	118.7	114.5	97.5	-18.7%	-11.9%	-21.5%
Stewart Crossing	110.3	113.4	-	-12.3%	-12.0%	-
Tagish	107.8	103.8	-	-14.6%	-18.8%	-
Teslin	108.7	105.8	97.5	-14.5%	-17.9%	-21.5%
Watson Lake	111.8	111.0	97.5	-12.2%	-14.9%	-21.5%

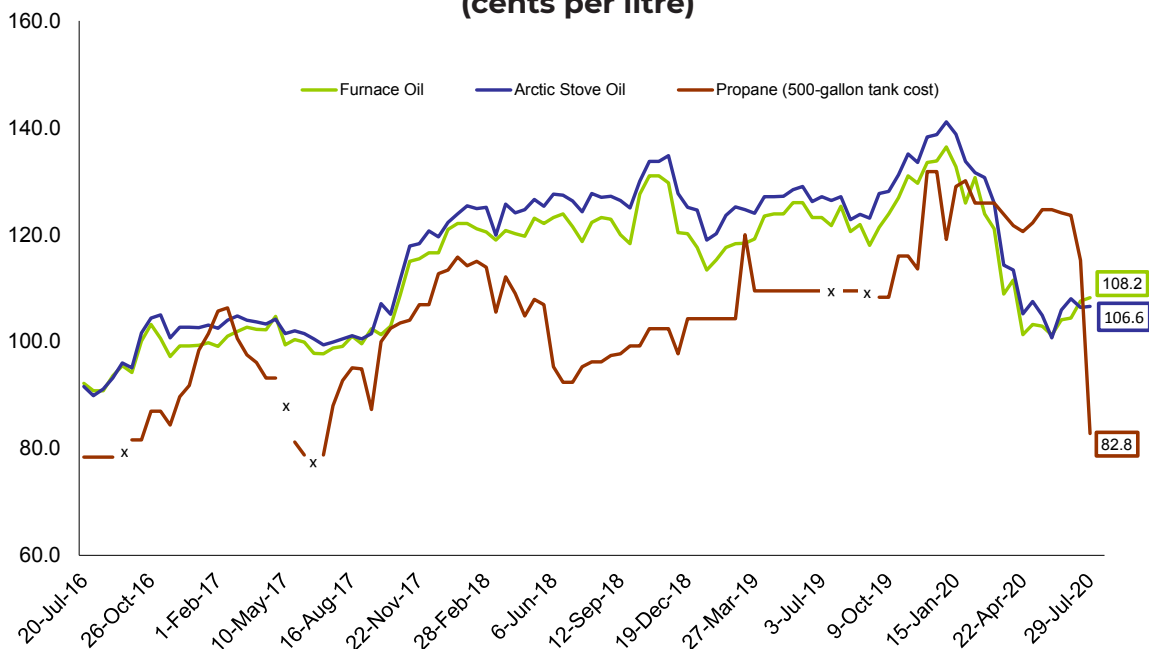
Notes: All prices are Canadian cents per litre, including all applicable taxes.
 "-" indicates this service was not available in this community at this time.
 "n/a" indicates this information was not available for the reporting period.

Comparing July 29, 2020 to July 31, 2019, prices of furnace oil decreased in all Yukon communities. The largest percentage decrease was in Ross River, down 18.7%.

Prices for arctic stove oil also decreased in all Yukon communities. The largest percentage decrease was in Carmacks, down 20.0%.

Decreases were reported for average prices of propane (500 gallon tank) in all Yukon communities. The largest percentage decrease was in Whitehorse, down 24.4%.

**Average Residential Bi-weekly Heating Fuel Prices, Whitehorse
 July 2016 - July 2020
 (cents per litre)**



Residential Heating Fuel Prices — Whitehorse

	Furnace Oil	Arctic Stove Oil	Propane (500-gallon tank cost)
29-Jul-20	108.2	106.6	82.8
15-Jul-20	107.6	106.4	115.2
2-Jul-20	104.4	108.0	123.6
17-Jun-20	104.1	105.9	124.1
3-Jun-20	101.2	100.7	124.7
20-May-20	102.9	104.9	124.7
6-May-20	103.2	107.5	122.2
22-Apr-20	101.3	105.2	120.6
8-Apr-20	111.5	113.4	121.7
25-Mar-20	108.9	114.3	123.8
11-Mar-20	121.1	125.9	125.9
26-Feb-20	123.9	130.7	125.9
12-Feb-20	130.7	131.6	125.9
29-Jan-20	125.9	133.7	130.1
15-Jan-20	132.7	138.8	129.0
2-Jan-20	136.4	141.1	119.1
18-Dec-19	133.8	138.7	131.8
4-Dec-19	133.5	138.3	131.8
20-Nov-19	129.6	133.5	113.6
6-Nov-19	131.0	135.1	116.0
23-Oct-19	126.9	131.2	116.0
9-Oct-19	123.9	128.1	108.3
25-Sep-19	121.4	127.7	108.3
11-Sep-19	118.0	123.1	n/a
28-Aug-19	121.9	123.8	109.5
14-Aug-19	120.6	122.8	109.5
31-Jul-19	125.3	127.1	109.5
17-Jul-19	121.7	126.4	n/a
3-Jul-19	123.2	127.1	109.5
Jun '19	124.6	127.6	109.5
May '19	125.0	127.8	109.5
Apr '19	123.7	127.1	109.5
Mar '19	118.8	124.4	114.8
Feb '19	118.0	124.4	104.3
Jan '19	115.4	121.3	104.3
Dec '18	120.3	126.4	101.0
Nov '18	130.4	134.3	102.4
Oct '18	129.3	131.9	100.8
Sep '18	119.2	125.7	98.5
Aug '18	122.8	127.3	96.6
Jul '18	120.1	125.3	93.9
Jun '18	123.6	127.5	93.9
May '18	122.6	126.0	107.4
Apr '18	120.0	124.4	106.9
Mar '18	119.9	122.8	108.8
Feb '18	120.8	125.0	114.5
Jan '18	121.7	123.9	114.5
Dec '17	116.6	120.2	109.8
Nov '17	115.3	118.1	105.5
Oct '17	105.8	108.4	103.0
Sep '17	101.9	104.3	93.7
Aug '17	99.9	100.7	94.2
Jul '17	98.3	99.7	83.4

Residential Heating Fuel Prices — Beaver Creek

	Furnace Oil	Arctic Stove Oil	Propane (500-gallon tank cost)
29-Jul-20	n/a	n/a	-
15-Jul-20	n/a	n/a	-
2-Jul-20	n/a	n/a	-
17-Jun-20	n/a	n/a	-
3-Jun-20	n/a	n/a	-
20-May-20	n/a	n/a	-
6-May-20	n/a	n/a	-
22-Apr-20	n/a	n/a	-
8-Apr-20	n/a	n/a	-
25-Mar-20	n/a	n/a	-
11-Mar-20	130.0	133.1	-
26-Feb-20	n/a	n/a	-
12-Feb-20	140.4	143.6	-
29-Jan-20	140.4	143.6	-
15-Jan-20	145.7	148.8	-
2-Jan-20	145.7	148.8	-
18-Dec-19	145.7	148.8	-
4-Dec-19	145.7	148.8	-
20-Nov-19	140.4	143.6	-
6-Nov-19	140.4	143.6	-
23-Oct-19	134.7	137.8	-
9-Oct-19	n/a	n/a	-
25-Sep-19	127.3	130.5	-
11-Sep-19	127.3	130.5	-
28-Aug-19	n/a	n/a	-
14-Aug-19	127.3	130.5	-
31-Jul-19	130.5	130.5	-
17-Jul-19	127.3	130.5	-
3-Jul-19	135.0	139.2	-
Jun '19	135.0	139.2	-
May '19	135.0	139.2	-
Apr '19	133.5	137.7	-
Mar '19	131.9	136.1	-
Feb '19	129.8	133.5	-
Jan '19	123.5	126.6	-
Dec '18	134.0	137.1	-
Nov '18	142.4	145.8	-
Oct '18	142.4	144.2	-
Sep '18	n/a	148.1	-
Aug '18	134.4	142.0	-
Jul '18	n/a	144.6	-
Jun '18	136.5	143.6	-
May '18	128.1	138.4	-
Apr '18	128.1	134.7	-
Mar '18	128.4	134.3	-
Feb '18	128.1	134.7	-
Jan '18	131.6	135.4	-
Dec '17	128.1	128.3	-
Nov '17	128.1	127.5	-
Oct '17	117.7	116.7	-
Sep '17	112.5	111.7	-
Aug '17	105.7	110.8	-
Jul '17	105.1	110.8	-

Residential Heating Fuel Prices — Burwash Landing

	Furnace Oil	Arctic Stove Oil	Propane (500 gallon tank cost)
29-Jul-20	109.7	112.9	-
15-Jul-20	109.7	114.2	-
2-Jul-20	109.7	114.2	-
17-Jun-20	109.7	112.9	-
3-Jun-20	109.7	114.2	-
20-May-20	109.7	114.2	-
6-May-20	109.7	114.2	-
22-Apr-20	109.7	112.9	-
8-Apr-20	114.8	117.9	-
25-Mar-20	n/a	n/a	-
11-Mar-20	127.4	134.5	-
26-Feb-20	n/a	138.6	-
12-Feb-20	137.8	141.0	-
29-Jan-20	137.8	138.2	-
15-Jan-20	143.1	140.8	-
2-Jan-20	143.1	146.2	-
18-Dec-19	143.1	146.2	-
4-Dec-19	143.1	140.8	-
20-Nov-19	137.8	141.0	-
6-Nov-19	137.8	138.2	-
23-Oct-19	132.6	135.5	-
9-Oct-19	n/a	135.3	-
25-Sep-19	125.2	131.9	-
11-Sep-19	125.2	131.9	-
28-Aug-19	n/a	135.3	-
14-Aug-19	125.2	131.9	-
31-Jul-19	125.2	128.4	-
17-Jul-19	125.2	131.9	-
3-Jul-19	131.3	134.9	-
Jun '19	131.3	134.4	-
May '19	131.3	134.4	-
Apr '19	129.7	132.9	-
Mar '19	128.1	132.1	-
Feb '19	126.0	131.0	-
Jan '19	119.7	127.4	-
Dec '18	130.2	135.7	-
Nov '18	138.6	141.2	-
Oct '18	138.6	137.3	-
Sep '18	n/a	n/a	-
Aug '18	131.3	129.1	-
Jul '18	n/a	123.9	-
Jun '18	133.4	133.4	-
May '18	125.0	127.1	-
Apr '18	125.0	126.0	-
Mar '18	125.1	126.1	-
Feb '18	125.0	127.1	-
Jan '18	128.5	128.4	-
Dec '17	125.0	127.1	-
Nov '17	125.0	127.1	-
Oct '17	114.5	112.3	-
Sep '17	107.9	109.0	-
Aug '17	104.5	107.3	-
Jul '17	104.5	107.3	-

Residential Heating Fuel Prices — Carcross

	Furnace Oil	Arctic Stove Oil	Propane (500 gallon tank cost)
29-Jul-20	107.8	103.8	-
15-Jul-20	107.8	103.8	-
2-Jul-20	107.8	103.8	-
17-Jun-20	107.8	111.0	-
3-Jun-20	107.8	98.5	-
20-May-20	107.8	111.0	-
6-May-20	107.8	111.0	-
22-Apr-20	107.8	109.1	-
8-Apr-20	112.9	116.0	-
25-Mar-20	n/a	107.1	-
11-Mar-20	125.5	128.6	-
26-Feb-20	n/a	n/a	-
12-Feb-20	135.9	131.0	-
29-Jan-20	135.9	137.8	-
15-Jan-20	141.2	144.3	-
2-Jan-20	141.2	145.7	-
18-Dec-19	141.2	140.4	-
4-Dec-19	141.2	140.4	-
20-Nov-19	135.9	135.2	-
6-Nov-19	135.9	137.8	-
23-Oct-19	130.7	133.8	-
9-Oct-19	n/a	n/a	-
25-Sep-19	123.3	128.9	-
11-Sep-19	123.3	125.2	-
28-Aug-19	130.2	130.2	-
14-Aug-19	126.8	128.3	-
31-Jul-19	126.2	127.8	-
17-Jul-19	126.2	127.8	-
3-Jul-19	128.7	130.3	-
Jun '19	128.7	130.3	-
May '19	129.0	129.8	-
Apr '19	126.9	129.3	-
Mar '19	120.3	122.9	-
Feb '19	119.3	121.9	-
Jan '19	117.7	120.5	-
Dec '18	121.9	130.3	-
Nov '18	134.5	135.9	-
Oct '18	134.0	133.4	-
Sep '18	116.6	131.3	-
Aug '18	128.2	132.1	-
Jul '18	n/a	134.1	-
Jun '18	130.3	135.2	-
May '18	121.9	130.1	-
Apr '18	121.9	126.1	-
Mar '18	121.9	125.3	-
Feb '18	121.9	125.6	-
Jan '18	125.4	128.5	-
Dec '17	121.9	123.2	-
Nov '17	121.9	123.1	-
Oct '17	111.5	114.3	-
Sep '17	108.2	107.4	-
Aug '17	103.4	104.6	-
Jul '17	102.9	104.6	-

Residential Heating Fuel Prices — Carmacks

	Furnace Oil	Arctic Stove Oil	Propane (500-gallon tank cost)
29-Jul-20	108.7	105.8	97.5
15-Jul-20	108.7	105.8	123.4
2-Jul-20	108.7	105.8	131.8
17-Jun-20	108.7	111.8	132.3
3-Jun-20	108.7	100.5	132.9
20-May-20	108.7	111.8	132.9
6-May-20	108.7	111.8	136.9
22-Apr-20	108.7	111.1	135.3
8-Apr-20	114.2	117.4	136.4
25-Mar-20	n/a	110.3	138.5
11-Mar-20	126.8	129.9	140.6
26-Feb-20	n/a	n/a	140.6
12-Feb-20	137.3	133.2	140.6
29-Jan-20	137.3	140.0	144.8
15-Jan-20	142.5	145.7	143.7
2-Jan-20	142.5	147.9	133.8
18-Dec-19	142.5	142.7	146.5
4-Dec-19	142.5	142.7	146.5
20-Nov-19	136.8	137.2	128.3
6-Nov-19	136.8	139.8	128.3
23-Oct-19	131.5	134.7	130.7
9-Oct-19	n/a	n/a	123.2
25-Sep-19	124.2	129.3	123.2
11-Sep-19	124.2	129.3	n/a
28-Aug-19	n/a	n/a	124.2
14-Aug-19	124.2	129.3	124.2
31-Jul-19	124.2	132.2	124.2
17-Jul-19	124.2	133.7	n/a
3-Jul-19	128.9	135.6	124.2
Jun '19	128.9	135.6	124.2
May '19	128.9	137.4	124.2
Apr '19	127.4	135.0	124.2
Mar '19	125.8	133.3	124.2
Feb '19	123.7	131.2	119.0
Jan '19	117.4	123.4	119.0
Dec '18	127.9	131.0	115.7
Nov '18	136.3	139.4	117.1
Oct '18	136.3	139.4	115.5
Sep '18	n/a	n/a	113.2
Aug '18	128.9	132.1	111.3
Jul '18	n/a	n/a	109.0
Jun '18	131.0	134.2	109.0
May '18	122.6	125.8	122.1
Apr '18	122.6	125.8	121.6
Mar '18	122.6	125.8	123.5
Feb '18	122.6	125.8	129.2
Jan '18	126.1	129.3	129.2
Dec '17	121.6	125.8	124.5
Nov '17	120.5	125.8	120.2
Oct '17	111.1	115.3	117.7
Sep '17	105.6	108.7	108.4
Aug '17	102.2	105.3	108.9
Jul '17	102.2	105.3	99.9

Residential Heating Fuel Prices — Dawson City

	Furnace Oil	Arctic Stove Oil	Propane (500-gallon tank cost)
29-Jul-20	113.5	116.1	97.5
15-Jul-20	112.1	115.2	123.4
2-Jul-20	110.0	112.6	131.8
17-Jun-20	110.0	112.6	132.3
3-Jun-20	110.0	112.6	132.9
20-May-20	112.1	115.2	132.9
6-May-20	109.1	113.8	136.9
22-Apr-20	112.1	115.2	135.3
8-Apr-20	123.7	120.5	136.4
25-Mar-20	124.3	126.3	138.5
11-Mar-20	129.4	131.9	140.6
26-Feb-20	n/a	n/a	140.6
12-Feb-20	140.1	142.7	140.6
29-Jan-20	139.9	143.1	144.8
15-Jan-20	145.2	148.3	143.7
2-Jan-20	146.1	149.0	133.8
18-Dec-19	143.2	146.3	146.5
4-Dec-19	144.0	146.9	146.5
20-Nov-19	138.0	141.0	128.3
6-Nov-19	141.9	144.8	128.3
23-Oct-19	136.8	140.0	130.7
9-Oct-19	132.4	134.5	123.2
25-Sep-19	129.2	132.2	123.2
11-Sep-19	127.3	130.5	n/a
28-Aug-19	132.7	134.8	124.2
14-Aug-19	127.6	130.7	124.2
31-Jul-19	135.7	136.1	124.2
17-Jul-19	127.6	130.7	n/a
3-Jul-19	132.3	135.5	124.2
Jun '19	135.0	138.2	124.2
May '19	132.3	135.5	124.2
Apr '19	133.2	136.4	124.2
Mar '19	130.0	133.1	124.2
Feb '19	129.2	132.9	119.0
Jan '19	125.2	128.3	119.0
Dec '18	132.6	135.8	115.7
Nov '18	141.2	146.0	117.1
Oct '18	139.1	139.3	115.5
Sep '18	132.3	143.3	113.2
Aug '18	133.3	140.9	111.3
Jul '18	132.3	141.6	109.0
Jun '18	134.4	141.9	109.0
May '18	131.9	139.6	122.1
Apr '18	130.2	136.0	121.6
Mar '18	130.2	135.7	123.5
Feb '18	130.2	136.0	129.2
Jan '18	132.1	136.2	129.2
Dec '17	127.6	128.9	124.5
Nov '17	128.1	128.2	120.2
Oct '17	117.7	118.2	117.7
Sep '17	112.0	112.4	108.4
Aug '17	105.6	110.8	108.9
Jul '17	105.0	110.8	99.9

Residential Heating Fuel Prices — Destruction Bay

	Furnace Oil	Arctic Stove Oil	Propane (500 gallon tank cost)
29-Jul-20	109.7	112.9	-
15-Jul-20	109.7	112.9	-
2-Jul-20	109.7	112.9	-
17-Jun-20	109.7	112.9	-
3-Jun-20	109.7	112.9	-
20-May-20	109.7	112.9	-
6-May-20	109.7	112.9	-
22-Apr-20	109.7	112.9	-
8-Apr-20	114.8	117.9	-
25-Mar-20	n/a	n/a	-
11-Mar-20	127.4	130.5	-
26-Feb-20	n/a	n/a	-
12-Feb-20	137.8	141.0	-
29-Jan-20	137.8	141.0	-
15-Jan-20	143.1	146.2	-
2-Jan-20	143.1	146.2	-
18-Dec-19	143.1	146.2	-
4-Dec-19	143.1	146.2	-
20-Nov-19	137.8	141.0	-
6-Nov-19	137.8	141.0	-
23-Oct-19	132.6	135.7	-
9-Oct-19	n/a	n/a	-
25-Sep-19	125.2	128.4	-
11-Sep-19	125.2	128.4	-
28-Aug-19	n/a	n/a	-
14-Aug-19	125.2	128.4	-
31-Jul-19	125.2	128.4	-
17-Jul-19	125.2	128.4	-
3-Jul-19	128.2	131.4	-
Jun '19	128.2	131.4	-
May '19	128.2	131.4	-
Apr '19	126.7	129.8	-
Mar '19	125.1	128.2	-
Feb '19	123.0	126.1	-
Jan '19	116.7	119.8	-
Dec '18	127.2	130.3	-
Nov '18	135.6	138.7	-
Oct '18	135.6	138.7	-
Sep '18	n/a	n/a	-
Aug '18	128.2	131.4	-
Jul '18	n/a	n/a	-
Jun '18	130.3	133.5	-
May '18	121.9	125.1	-
Apr '18	121.9	125.1	-
Mar '18	121.9	125.1	-
Feb '18	121.9	125.1	-
Jan '18	125.4	128.6	-
Dec '17	120.9	125.4	-
Nov '17	119.8	125.6	-
Oct '17	110.4	114.5	-
Sep '17	104.9	108.0	-
Aug '17	101.4	104.6	-
Jul '17	101.4	104.6	-

Residential Heating Fuel Prices — Faro

	Furnace Oil	Arctic Stove Oil	Propane (500-gallon tank cost)
29-Jul-20	110.8	113.7	97.5
15-Jul-20	110.8	113.7	123.4
2-Jul-20	110.8	113.7	131.8
17-Jun-20	110.8	113.7	132.3
3-Jun-20	110.8	113.9	132.9
20-May-20	110.8	113.7	132.9
6-May-20	110.8	113.7	136.9
22-Apr-20	110.8	117.9	135.3
8-Apr-20	115.8	120.4	136.4
25-Mar-20	n/a	131.3	138.5
11-Mar-20	128.4	131.4	140.6
26-Feb-20	n/a	n/a	140.6
12-Feb-20	138.9	141.9	140.6
29-Jan-20	138.9	144.5	144.8
15-Jan-20	144.1	147.1	143.7
2-Jan-20	144.1	147.3	133.8
18-Dec-19	144.1	147.1	146.5
4-Dec-19	144.1	147.1	146.5
20-Nov-19	138.9	142.1	128.3
6-Nov-19	138.9	139.2	128.3
23-Oct-19	133.6	134.0	130.7
9-Oct-19	n/a	129.5	123.2
25-Sep-19	126.3	129.4	123.2
11-Sep-19	126.3	129.4	n/a
28-Aug-19	n/a	129.5	124.2
14-Aug-19	126.3	129.4	124.2
31-Jul-19	126.3	129.4	124.2
17-Jul-19	126.3	130.9	n/a
3-Jul-19	129.2	132.3	124.2
Jun '19	129.2	132.3	124.2
May '19	129.2	132.3	124.2
Apr '19	127.6	130.8	124.2
Mar '19	126.0	129.2	124.2
Feb '19	123.9	127.1	119.0
Jan '19	117.6	120.8	119.0
Dec '18	128.1	131.3	115.7
Nov '18	136.5	139.7	117.1
Oct '18	136.5	137.6	115.5
Sep '18	n/a	131.3	113.2
Aug '18	129.3	132.9	111.3
Jul '18	n/a	134.4	109.0
Jun '18	131.4	132.4	109.0
May '18	123.0	126.1	122.1
Apr '18	123.0	126.1	121.6
Mar '18	123.0	126.1	123.5
Feb '18	123.0	126.1	129.2
Jan '18	126.5	129.6	129.2
Dec '17	123.0	126.1	124.5
Nov '17	123.0	126.0	120.2
Oct '17	112.4	115.6	117.7
Sep '17	105.8	109.0	108.4
Aug '17	102.4	105.5	108.9
Jul '17	102.4	105.5	99.9

Residential Heating Fuel Prices — Haines Junction

	Furnace Oil	Arctic Stove Oil	Propane (500-gallon tank cost)
29-Jul-20	108.7	105.8	97.5
15-Jul-20	108.7	105.8	123.4
2-Jul-20	108.7	105.8	131.8
17-Jun-20	108.7	111.8	132.3
3-Jun-20	108.7	100.5	132.9
20-May-20	108.7	111.8	132.9
6-May-20	108.7	111.8	136.9
22-Apr-20	108.7	111.1	135.3
8-Apr-20	121.1	124.2	136.4
25-Mar-20	n/a	110.3	138.5
11-Mar-20	133.7	136.8	140.6
26-Feb-20	n/a	n/a	140.6
12-Feb-20	144.1	136.6	140.6
29-Jan-20	136.8	139.8	144.8
15-Jan-20	142.0	145.2	143.7
2-Jan-20	142.0	147.7	133.8
18-Dec-19	142.0	142.4	146.5
4-Dec-19	142.0	142.4	146.5
20-Nov-19	136.8	137.2	128.3
6-Nov-19	136.8	139.8	128.3
23-Oct-19	131.5	134.7	130.7
9-Oct-19	n/a	n/a	123.2
25-Sep-19	124.2	127.3	123.2
11-Sep-19	124.2	126.7	n/a
28-Aug-19	132.3	132.3	124.2
14-Aug-19	128.2	129.8	124.2
31-Jul-19	127.2	128.8	124.2
17-Jul-19	127.2	128.8	n/a
3-Jul-19	128.1	129.7	124.2
Jun '19	128.1	129.7	124.2
May '19	128.1	129.7	124.2
Apr '19	124.5	127.7	124.2
Mar '19	123.0	126.1	124.2
Feb '19	120.9	124.0	119.0
Jan '19	114.6	117.7	119.0
Dec '18	125.1	128.2	115.7
Nov '18	133.5	136.6	117.1
Oct '18	133.5	135.8	115.5
Sep '18	n/a	129.2	113.2
Aug '18	126.1	129.3	111.3
Jul '18	n/a	131.3	109.0
Jun '18	128.2	129.2	109.0
May '18	119.8	124.3	122.1
Apr '18	119.8	124.0	121.6
Mar '18	119.8	124.0	123.5
Feb '18	119.8	124.6	129.2
Jan '18	123.3	126.9	129.2
Dec '17	119.8	121.4	124.5
Nov '17	119.8	120.4	120.2
Oct '17	109.4	114.6	117.7
Sep '17	105.7	105.1	108.4
Aug '17	100.3	100.6	108.9
Jul '17	99.7	99.8	99.9

Residential Heating Fuel Prices — Marsh Lake

	Furnace Oil	Arctic Stove Oil	Propane (500 gallon tank cost)
29-Jul-20	107.8	103.8	-
15-Jul-20	107.8	103.8	-
2-Jul-20	107.8	103.8	-
17-Jun-20	107.8	111.0	-
3-Jun-20	107.8	98.5	-
20-May-20	107.8	111.0	-
6-May-20	107.8	111.0	-
22-Apr-20	107.8	107.5	-
8-Apr-20	112.9	116.0	-
25-Mar-20	n/a	107.1	-
11-Mar-20	125.5	128.6	-
26-Feb-20	n/a	n/a	-
12-Feb-20	135.9	131.0	-
29-Jan-20	135.9	137.8	-
15-Jan-20	141.2	144.3	-
2-Jan-20	141.2	145.7	-
18-Dec-19	141.2	140.4	-
4-Dec-19	141.2	140.4	-
20-Nov-19	135.9	135.2	-
6-Nov-19	135.9	137.8	-
23-Oct-19	130.7	133.8	-
9-Oct-19	n/a	n/a	-
25-Sep-19	123.3	126.5	-
11-Sep-19	123.3	125.2	-
28-Aug-19	130.2	130.2	-
14-Aug-19	126.8	128.3	-
31-Jul-19	126.2	127.8	-
17-Jul-19	126.2	127.8	-
3-Jul-19	128.7	130.3	-
Jun '19	128.7	130.3	-
May '19	129.0	129.8	-
Apr '19	126.9	129.3	-
Mar '19	120.3	122.9	-
Feb '19	119.3	121.9	-
Jan '19	117.7	120.5	-
Dec '18	127.1	130.3	-
Nov '18	134.5	137.6	-
Oct '18	134.0	135.5	-
Sep '18	116.6	119.7	-
Aug '18	128.7	131.9	-
Jul '18	n/a	n/a	-
Jun '18	130.8	134.0	-
May '18	122.4	125.6	-
Apr '18	122.4	125.6	-
Mar '18	122.2	125.4	-
Feb '18	122.4	125.6	-
Jan '18	125.9	129.1	-
Dec '17	122.4	125.6	-
Nov '17	122.4	125.6	-
Oct '17	112.0	115.1	-
Sep '17	105.4	108.5	-
Aug '17	102.0	105.1	-
Jul '17	102.0	105.1	-

Residential Heating Fuel Prices — Mayo

	Furnace Oil	Arctic Stove Oil	Propane (500-gallon tank cost)
29-Jul-20	110.4	111.0	97.5
15-Jul-20	110.8	110.5	123.4
2-Jul-20	111.0	111.4	131.8
17-Jun-20	111.0	113.5	132.3
3-Jun-20	111.0	107.9	132.9
20-May-20	110.8	113.9	132.9
6-May-20	110.0	115.2	136.9
22-Apr-20	110.8	115.8	135.3
8-Apr-20	115.8	118.9	136.4
25-Mar-20	124.3	121.9	138.5
11-Mar-20	128.8	131.4	140.6
26-Feb-20	n/a	n/a	140.6
12-Feb-20	141.2	140.3	140.6
29-Jan-20	138.9	144.5	144.8
15-Jan-20	144.1	147.3	143.7
2-Jan-20	147.1	152.5	133.8
18-Dec-19	144.2	147.1	146.5
4-Dec-19	145.1	147.7	146.5
20-Nov-19	139.2	142.0	128.3
6-Nov-19	143.0	146.3	128.3
23-Oct-19	137.9	141.1	130.7
9-Oct-19	135.5	138.5	123.2
25-Sep-19	128.6	131.7	123.2
11-Sep-19	126.3	130.9	n/a
28-Aug-19	137.2	138.3	124.2
14-Aug-19	132.4	134.0	124.2
31-Jul-19	135.5	136.2	124.2
17-Jul-19	130.3	131.9	n/a
3-Jul-19	135.7	137.8	124.2
Jun '19	137.4	139.2	124.2
May '19	135.4	137.0	124.2
Apr '19	136.9	139.6	124.2
Mar '19	133.9	137.1	124.2
Feb '19	133.6	136.7	119.0
Jan '19	129.1	132.3	119.0
Dec '18	136.2	139.3	115.7
Nov '18	145.2	148.0	117.1
Oct '18	142.2	145.5	115.5
Sep '18	135.5	141.3	113.2
Aug '18	137.3	143.6	110.9
Jul '18	135.5	143.2	109.0
Jun '18	138.4	143.1	109.0
May '18	134.8	138.0	122.1
Apr '18	134.2	137.3	121.6
Mar '18	134.2	137.3	123.5
Feb '18	134.2	137.3	129.2
Jan '18	136.1	138.8	129.2
Dec '17	131.6	131.6	124.5
Nov '17	131.6	131.5	120.2
Oct '17	119.0	118.2	117.7
Sep '17	113.8	115.4	108.4
Aug '17	109.4	115.4	108.9
Jul '17	108.4	114.5	99.9

Residential Heating Fuel Prices — Pelly Crossing

	Furnace Oil	Arctic Stove Oil	Propane (500 gallon tank cost)
29-Jul-20	109.9	108.0	-
15-Jul-20	109.9	108.0	-
2-Jul-20	109.9	108.0	-
17-Jun-20	109.9	113.1	-
3-Jun-20	109.9	102.7	-
20-May-20	109.9	113.1	-
6-May-20	109.9	113.1	-
22-Apr-20	109.9	113.3	-
8-Apr-20	115.0	118.1	-
25-Mar-20	n/a	113.4	-
11-Mar-20	127.6	130.7	-
26-Feb-20	n/a	n/a	-
12-Feb-20	138.0	135.2	-
29-Jan-20	138.0	142.0	-
15-Jan-20	143.3	146.4	-
2-Jan-20	143.3	149.9	-
18-Dec-19	143.3	144.6	-
4-Dec-19	143.3	144.6	-
20-Nov-19	138.0	139.9	-
6-Nov-19	138.0	142.0	-
23-Oct-19	132.8	135.9	-
9-Oct-19	n/a	n/a	-
25-Sep-19	125.4	131.5	-
11-Sep-19	125.4	131.5	-
28-Aug-19	137.6	137.6	-
14-Aug-19	131.5	133.5	-
31-Jul-19	127.8	133.0	-
17-Jul-19	127.8	134.0	-
3-Jul-19	130.5	135.5	-
Jun '19	130.5	135.5	-
May '19	130.5	138.9	-
Apr '19	129.3	138.0	-
Mar '19	127.7	137.4	-
Feb '19	125.6	134.8	-
Jan '19	119.3	126.4	-
Dec '18	129.8	132.9	-
Nov '18	138.2	142.5	-
Oct '18	138.2	143.6	-
Sep '18	n/a	n/a	-
Aug '18	130.8	134.0	-
Jul '18	n/a	n/a	-
Jun '18	132.9	136.1	-
May '18	124.5	127.7	-
Apr '18	124.5	127.7	-
Mar '18	124.5	127.7	-
Feb '18	124.5	127.7	-
Jan '18	128.0	130.7	-
Dec '17	124.5	124.5	-
Nov '17	124.5	124.4	-
Oct '17	114.1	114.2	-
Sep '17	109.4	108.6	-
Aug '17	102.9	107.2	-
Jul '17	102.4	107.2	-

Residential Heating Fuel Prices — Ross River

	Furnace Oil	Arctic Stove Oil	Propane (500-gallon tank cost)
29-Jul-20	118.7	114.5	97.5
15-Jul-20	118.7	n/a	123.8
2-Jul-20	111.3	n/a	131.8
17-Jun-20	111.3	n/a	132.3
3-Jun-20	115.5	n/a	132.9
20-May-20	118.7	n/a	132.9
6-May-20	111.3	n/a	136.9
22-Apr-20	118.7	n/a	135.3
8-Apr-20	121.1	n/a	136.4
25-Mar-20	143.7	n/a	138.5
11-Mar-20	138.4	132.0	140.6
26-Feb-20	151.6	n/a	140.6
12-Feb-20	145.5	142.5	140.6
29-Jan-20	146.6	142.5	144.8
15-Jan-20	149.2	147.8	143.7
2-Jan-20	144.6	147.8	133.8
18-Dec-19	149.2	147.8	146.5
4-Dec-19	149.2	147.8	146.5
20-Nov-19	139.4	142.5	128.3
6-Nov-19	146.6	142.5	128.3
23-Oct-19	145.0	137.3	130.7
9-Oct-19	155.8	n/a	123.2
25-Sep-19	141.3	129.9	123.2
11-Sep-19	141.3	129.9	n/a
28-Aug-19	155.8	n/a	124.2
14-Aug-19	141.3	129.9	124.2
31-Jul-19	146.0	129.9	124.2
17-Jul-19	140.0	129.9	n/a
3-Jul-19	142.0	134.0	124.2
Jun '19	141.5	134.0	124.2
May '19	146.1	n/a	124.2
Apr '19	139.4	132.4	124.2
Mar '19	135.3	130.5	124.2
Feb '19	133.3	128.1	119.0
Jan '19	122.5	121.8	119.0
Dec '18	142.5	132.3	115.7
Nov '18	148.4	140.7	117.1
Oct '18	144.6	140.7	115.5
Sep '18	151.7	n/a	113.2
Aug '18	140.6	133.4	111.3
Jul '18	149.8	n/a	109.0
Jun '18	141.2	135.5	109.0
May '18	130.1	127.1	122.1
Apr '18	129.1	127.1	121.6
Mar '18	123.9	127.1	123.5
Feb '18	123.9	127.1	129.2
Jan '18	127.4	130.6	129.2
Dec '17	123.9	127.1	124.5
Nov '17	123.9	127.1	120.2
Oct '17	113.5	116.6	117.7
Sep '17	106.9	110.0	108.4
Aug '17	103.4	106.6	108.9
Jul '17	103.4	106.6	99.9

Residential Heating Fuel Prices — Stewart Crossing

	Furnace Oil	Arctic Stove Oil	Propane (500-gallon tank cost)
29-Jul-20	110.3	113.4	-
15-Jul-20	110.3	113.4	-
2-Jul-20	110.3	113.4	-
17-Jun-20	110.3	113.4	-
3-Jun-20	110.3	113.4	-
20-May-20	110.3	113.4	-
6-May-20	110.3	113.4	-
22-Apr-20	110.3	113.4	-
8-Apr-20	115.3	118.4	-
25-Mar-20	n/a	n/a	-
11-Mar-20	127.9	131.0	-
26-Feb-20	n/a	n/a	-
12-Feb-20	138.3	141.5	-
29-Jan-20	138.3	141.5	-
15-Jan-20	143.6	146.7	-
2-Jan-20	143.6	146.7	-
18-Dec-19	143.6	146.7	-
4-Dec-19	143.6	146.7	-
20-Nov-19	138.3	141.5	-
6-Nov-19	138.3	141.5	-
23-Oct-19	133.1	136.2	-
9-Oct-19	n/a	n/a	-
25-Sep-19	125.7	128.9	-
11-Sep-19	125.7	128.9	-
28-Aug-19	n/a	n/a	-
14-Aug-19	125.7	128.9	-
31-Jul-19	125.7	128.9	-
17-Jul-19	125.7	128.9	-
3-Jul-19	130.3	133.5	-
Jun '19	130.3	133.5	-
May '19	130.3	133.5	-
Apr '19	128.8	131.9	-
Mar '19	127.2	130.3	-
Feb '19	125.1	128.2	-
Jan '19	118.8	121.9	-
Dec '18	129.3	132.4	-
Nov '18	137.7	140.9	-
Oct '18	137.7	140.9	-
Sep '18	n/a	n/a	-
Aug '18	128.0	131.4	-
Jul '18	n/a	n/a	-
Jun '18	132.9	136.1	-
May '18	124.5	127.7	-
Apr '18	124.5	127.7	-
Mar '18	124.3	125.9	-
Feb '18	124.5	127.7	-
Jan '18	128.0	131.2	-
Dec '17	124.5	127.7	-
Nov '17	124.5	127.7	-
Oct '17	114.1	117.2	-
Sep '17	107.5	110.6	-
Aug '17	104.1	107.2	-
Jul '17	104.1	107.2	-

Residential Heating Fuel Prices — Tagish & Teslin

	Tagish		
	Furnace Oil	Arctic Stove Oil	Propane (500-gallon tank cost)
29-Jul-20	107.8	103.8	-
15-Jul-20	107.8	103.8	-
2-Jul-20	107.8	103.8	-
17-Jun-20	107.8	111.0	-
3-Jun-20	107.8	98.5	-
20-May-20	107.8	111.0	-
6-May-20	107.8	111.0	-
22-Apr-20	107.8	109.3	-
8-Apr-20	112.9	116.0	-
25-Mar-20	n/a	107.1	-
11-Mar-20	125.5	128.6	-
26-Feb-20	n/a	n/a	-
12-Feb-20	135.9	131.0	-
29-Jan-20	135.9	137.8	-
15-Jan-20	141.2	144.3	-
2-Jan-20	141.2	145.7	-
18-Dec-19	141.2	140.4	-
4-Dec-19	141.2	140.4	-
20-Nov-19	135.9	135.2	-
6-Nov-19	135.9	137.8	-
23-Oct-19	130.7	133.8	-
9-Oct-19	n/a	n/a	-
25-Sep-19	123.3	126.5	-
11-Sep-19	123.3	125.2	-
28-Aug-19	130.2	130.2	-
14-Aug-19	126.8	128.3	-
31-Jul-19	126.2	127.8	-
17-Jul-19	126.2	127.8	-
3-Jul-19	128.7	130.3	-
Jun '19	128.7	130.3	-
May '19	129.0	129.8	-
Apr '19	126.9	129.3	-
Mar '19	120.3	122.9	-
Feb '19	119.3	121.9	-
Jan '19	117.7	120.5	-
Dec '18	127.1	130.3	-
Nov '18	134.5	135.9	-
Oct '18	134.0	133.4	-
Sep '18	116.6	131.3	-
Aug '18	128.9	132.5	-
Jul '18	n/a	134.1	-
Jun '18	130.3	135.2	-
May '18	121.9	130.1	-
Apr '18	121.9	126.1	-
Mar '18	121.9	125.3	-
Feb '18	121.9	125.1	-
Jan '18	125.4	128.5	-
Dec '17	121.9	123.2	-
Nov '17	121.9	123.1	-
Oct '17	111.5	114.3	-
Sep '17	108.2	107.4	-
Aug '17	103.4	108.2	-
Jul '17	102.9	110.0	-

	Teslin		
	Furnace Oil	Arctic Stove Oil	Propane (500-gallon tank cost)
29-Jul-20	108.7	105.8	97.5
15-Jul-20	108.7	105.8	123.4
2-Jul-20	108.7	105.8	131.8
17-Jun-20	108.7	111.8	132.3
3-Jun-20	108.7	100.5	132.9
20-May-20	108.7	111.8	132.9
6-May-20	108.7	111.8	136.9
22-Apr-20	108.7	111.3	135.3
8-Apr-20	113.7	116.8	136.4
25-Mar-20	n/a	110.3	138.5
11-Mar-20	126.3	129.4	140.6
26-Feb-20	n/a	n/a	140.6
12-Feb-20	136.8	133.0	140.6
29-Jan-20	136.8	139.8	144.8
15-Jan-20	142.0	145.2	143.7
2-Jan-20	142.0	147.7	133.8
18-Dec-19	142.0	142.4	146.5
4-Dec-19	142.0	142.4	146.5
20-Nov-19	136.8	137.2	128.3
6-Nov-19	136.8	139.8	128.3
23-Oct-19	131.5	134.7	130.7
9-Oct-19	n/a	n/a	123.2
25-Sep-19	124.2	127.3	123.2
11-Sep-19	124.2	129.3	n/a
28-Aug-19	132.3	132.3	124.2
14-Aug-19	128.2	129.8	124.2
31-Jul-19	127.2	128.8	124.2
17-Jul-19	127.2	128.8	n/a
3-Jul-19	129.6	131.1	124.2
Jun '19	129.6	131.1	124.2
May '19	129.9	130.7	124.2
Apr '19	127.7	130.0	124.2
Mar '19	121.7	119.7	124.2
Feb '19	120.7	119.7	119.0
Jan '19	119.1	123.2	119.0
Dec '18	128.9	131.8	115.7
Nov '18	135.9	138.6	117.1
Oct '18	135.4	134.4	115.5
Sep '18	118.7	121.8	113.2
Aug '18	128.9	132.1	111.3
Jul '18	n/a	n/a	109.0
Jun '18	131.0	134.2	109.0
May '18	122.6	125.8	122.1
Apr '18	122.6	125.8	121.6
Mar '18	122.6	125.8	123.5
Feb '18	122.6	125.8	129.2
Jan '18	126.1	128.8	129.2
Dec '17	122.6	121.8	124.5
Nov '17	122.6	121.5	120.2
Oct '17	112.2	112.8	117.7
Sep '17	107.8	107.0	108.4
Aug '17	101.7	105.3	108.9
Jul '17	101.2	105.3	99.9

Residential Heating Fuel Prices — Watson Lake

	Furnace Oil	Arctic Stove Oil	Propane (500-gallon tank cost)
29-Jul-20	111.8	111.0	97.5
15-Jul-20	111.8	111.0	123.4
2-Jul-20	111.8	111.0	131.8
17-Jun-20	111.8	115.0	132.3
3-Jun-20	111.8	105.8	132.9
20-May-20	111.8	115.0	132.9
6-May-20	111.8	115.0	136.9
22-Apr-20	111.8	116.3	135.3
8-Apr-20	116.9	120.0	136.4
25-Mar-20	n/a	117.6	138.5
11-Mar-20	129.5	132.6	140.6
26-Feb-20	n/a	n/a	140.6
12-Feb-20	139.9	138.2	140.6
29-Jan-20	139.9	145.0	144.8
15-Jan-20	145.2	148.3	143.7
2-Jan-20	145.2	152.9	133.8

18-Dec-19	145.2	147.7	146.5
4-Dec-19	145.2	147.7	146.5
20-Nov-19	139.9	142.4	128.3
6-Nov-19	139.9	145.0	128.3
23-Oct-19	134.7	137.8	130.7
9-Oct-19	n/a	n/a	123.2
25-Sep-19	127.3	130.5	123.2
11-Sep-19	127.3	130.5	n/a
28-Aug-19	n/a	n/a	124.2
14-Aug-19	127.3	130.5	124.2
31-Jul-19	127.3	130.5	124.2
17-Jul-19	127.3	130.5	n/a
3-Jul-19	128.1	131.3	124.2

	Furnace Oil	Arctic Stove Oil	Propane (500-gallon tank cost)
Jun '19	128.1	131.3	124.2
May '19	128.1	131.3	124.2
Apr '19	126.6	129.7	124.2
Mar '19	125.0	128.1	124.2
Feb '19	122.9	126.0	119.0
Jan '19	116.6	119.7	119.0

Dec '18	127.1	130.2	115.7
Nov '18	135.5	138.6	117.1
Oct '18	135.5	138.6	115.5
Sep '18	n/a	n/a	113.2
Aug '18	128.1	131.3	111.3
Jul '18	n/a	n/a	109.0
Jun '18	130.2	133.4	109.0
May '18	121.8	125.0	122.1
Apr '18	121.8	125.0	121.6
Mar '18	121.8	125.0	123.5
Feb '18	121.8	125.0	129.2
Jan '18	125.3	128.9	129.2

Dec '17	121.8	126.1	124.5
Nov '17	121.8	126.1	120.2
Oct '17	111.4	116.1	117.7
Sep '17	109.1	108.2	108.4
Aug '17	104.0	104.5	108.9
Jul '17	103.4	104.5	99.9

Next release: August 28, 2020