



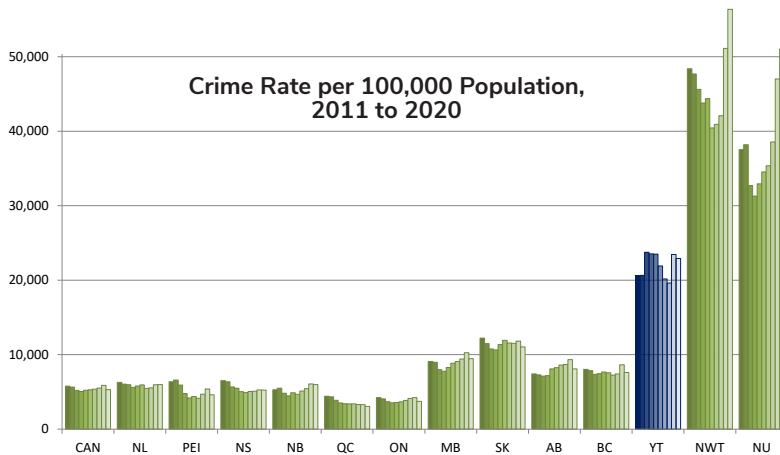
## Police-reported Crime Statistics in Yukon 2020

### Highlights:

- In 2020, police reported a total of 10,857 criminal incidents in Yukon: 2,141 violent *Criminal Code* violations; 4,505 property crimes; 2,989 'other' *Criminal Code* violations; 877 *Criminal Code* traffic violations; and 345 *Federal Statute* violations.
- Yukon's 2020 police-reported crime rate (22,912 incidents per 100,000 population) was 2.3% lower than the revised 2019 rate (23,449 incidents per 100,000).

This report is based on data released by Statistics Canada from the Incident-based Uniform Crime Reporting Survey (UCR2). In January 2018, the Uniform Crime Reporting Survey (UCR) definitions of "founded" and "unfounded" criminal incidents were updated to reflect a more victim-centred approach for recording crimes that consider the complexities of certain offences such as sexual assault, family violence and intimate partner violence. Under the new reporting standards, specific offences may be more likely reported by police as founded rather than unfounded (or unsubstantiated), which would exclude them from police-reported crime rates and crime severity indices. Data for 2019 represent the first complete year of UCR data collected under the new reporting standards.

### Crime Rate, Canada, Provinces and Territories, 2020



- Yukon's 2020 crime rate was the third-highest in the country at 22,912 incidents per 100,000 population (at the time of crime data release, Statistics Canada's estimate of Yukon's July 1, 2020 population was 42,052)  
Source: Statistics Canada data table: 17-10-0005-01
- In 2020, the crime rate decreased 2.3% compared to the revised 2019 rate (23,449 incidents per 100,000). The 2020 crime rate was 11.3% higher than the 2011 rate (20,578 incidents per 100,000).

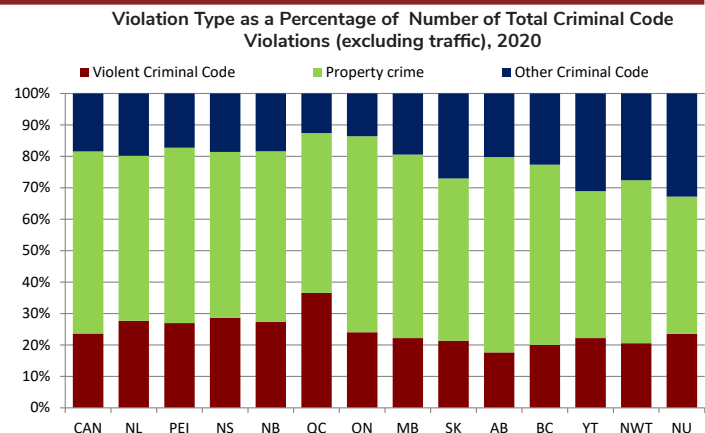
*Criminal Code* traffic violations, as well as federal statute violations are not included in the calculation of the crime rate.

### Criminal Code Violations (excluding traffic), Canada, Provinces and Territories, 2020

In 2020, there were 9,635 actual incidents of *Criminal Code* violations (excluding traffic) in Yukon. Of this total:

- 22.2% were violent *Criminal Code* violations (2,141 incidents) compared to 23.7% nationally;
- 46.8% were property crimes (4,505) compared to 57.9% nationally; and
- 31.0% were 'other' *Criminal Code* violations\* (2,989) compared to 18.4% nationally.

\* While 'other' *Criminal Code* violations typically include counterfeiting, weapons violations, child pornography, prostitution, disturb the peace and administration of justice, etc., these 'other' violations for Yukon (2,989 incidents) mainly included disturb the peace (1,928 incidents) and administration of justice (813 incidents).



Crime counts are based on the most serious violation in an incident; however, violent criminal incidents are generally counted separately for each victim.

### Other Sources of Crime Information:

Statistics Canada's *Juristat* - provides in-depth analysis and detailed statistics on a variety of justice-related topics and issues.  
<https://www150.statcan.gc.ca/n1/en/catalogue/85-002-X>

## Violent Criminal Code Violations, Number of Actual Incidents, Yukon, 2011 to 2020

Crimes against the person involve the use or threatened use of violence against a person, including homicide, attempted murder, assault, sexual assault and robbery. Robbery is considered a crime against the person because unlike other theft offences it involves the use or threat of violence.

|  | 2011         | 2012         | 2013         | 2014         | 2015         | 2016         | 2017         | 2018         | 2019 <sup>†</sup> | 2020         |
|--|--------------|--------------|--------------|--------------|--------------|--------------|--------------|--------------|-------------------|--------------|
| <b>TOTAL VIOLENT CRIMINAL CODE VIOLATIONS</b>              | <b>1,470</b> | <b>1,458</b> | <b>1,525</b> | <b>1,663</b> | <b>1,539</b> | <b>1,547</b> | <b>1,470</b> | <b>1,587</b> | <b>2,089</b>      | <b>2,141</b> |
| Homicide   | 0            | 0            | 0            | 3            | 1            | 4            | 8            | 3            | 1                 | 0            |
| Total other violations causing death                       | 0            | 0            | 0            | 2            | 0            | 0            | 0            | 0            | 0                 | 0            |
| Attempted murder   | 4            | 0            | 1            | 0            | 4            | 2            | 2            | 2            | 1                 | 3            |
| Sexual offence which occurred prior to January 4, 1983     | ..           | ..           | ..           | ..           | ..           | ..           | ..           | 2            | 1                 | 5            |
| Sexual assault, level 3, aggravated                        | 0            | 0            | 0            | 0            | 0            | 1            | 0            | 2            | 1                 | 3            |
| Sexual assault, level 2, weapon or bodily harm             | 2            | 4            | 2            | 4            | 1            | 0            | 1            | 2            | 2                 | 1            |
| Sexual assault, level 1                                    | 62           | 73           | 74           | 75           | 77           | 81           | 65           | 80           | 124               | 116          |
| Total sexual violations against children <sup>1</sup>      | 4            | 9            | 12           | 19           | 26           | 21           | 16           | 28           | 28                | 27           |
| Assault, level 3, aggravated                               | 26           | 16           | 15           | 23           | 22           | 15           | 15           | 12           | 12                | 29           |
| Assault, level 2, weapon or bodily harm                    | 184          | 181          | 165          | 181          | 158          | 176          | 138          | 209          | 216               | 187          |
| Assault, level 1   | 782          | 738          | 815          | 842          | 791          | 790          | 751          | 804          | 1,035             | 1,028        |
| Total assaults against a peace officer <sup>2</sup>        | 40           | 29           | 26           | 36           | 35           | 32           | 34           | 23           | 20                | 40           |
| Total other assaults                                       | 3            | 3            | 1            | 5            | 0            | 2            | 1            | 4            | 1                 | 1            |
| Total firearms, use of, discharge, pointing                | 5            | 8            | 5            | 11           | 7            | 11           | 7            | 7            | 8                 | 21           |
| Total robbery  | 13           | 11           | 9            | 26           | 22           | 24           | 12           | 16           | 22                | 23           |
| Total forcible confinement or kidnapping                   | 9            | 8            | 3            | 6            | 9            | 9            | 10           | 10           | 6                 | 9            |
| Total abduction  | 0            | 0            | 0            | 0            | 0            | 0            | 0            | 0            | 0                 | 2            |
| Extortion  | 0            | 1            | 0            | 3            | 1            | 2            | 4            | 0            | 4                 | 7            |
| Criminal harassment  | 16           | 16           | 45           | 53           | 51           | 44           | 50           | 47           | 65                | 72           |
| Uttering threats   | 237          | 249          | 241          | 259          | 263          | 254          | 273          | 258          | 399               | 379          |
| Indecent/Harassing communications <sup>3</sup>             | 76           | 103          | 107          | 101          | 61           | 66           | 64           | 72           | 122               | 153          |
| Total offences in relation to sexual services <sup>4</sup> | ..           | ..           | ..           | 0            | 2            | 2            | 1            | 1            | 5                 | 6            |
| Total other violent violations                             | 7            | 9            | 4            | 14           | 8            | 11           | 18           | 5            | 16                | 29           |

.. data not available.

<sup>1</sup> Includes: sexual interference, invitation to sexual touching, sexual exploitation, making sexually explicit material available to children for the purpose of facilitating sexual offences against children/youth, luring a child via a computer, parent or guardian procuring sexual activity, householder permitting prohibited sexual activity, agreement or arrangement and bestiality in presence of, or incites, a child.

<sup>2</sup> "Peace Officer" examples are: mayor, warden, police officer, bailiff constable, etc.

<sup>3</sup> Includes non-consensual distribution of intimate images committed by any means of telecommunication.

<sup>4</sup> New violations classified as "Offences in Relation to Sexual Services" under "violations against the person" include: the purchasing of sexual services or communicating for that purpose, receiving a material benefit deriving from the purchase of sexual services, procuring of persons for the purpose of prostitution, and advertising sexual services offered for sale.

- In 2020, Yukon's rate for violent Criminal Code violations (5,091) per 100,000 population was the third-highest in Canada following Nunavut at 12,027 and the Northwest Territories at 11,612. The national rate was 1,254 per 100,000 population.
- In 2020, there were 2,141 incidents of violent Criminal Code violations, an increase of 52, or 2.5%, compared to the revised 2019 figure (2,089 incidents); and an increase of 671, or 45.6%, compared to 2011 (1,470 incidents).
- There were no incidents of homicide (first-degree murder) in 2020; however, there were 3 incidents of attempted murder.
- There were 1,285 incidents of assault: the sum of assault levels 1-3 (1,244), assaults against a peace officer (40) and other assaults (1) accounted for 60.0% of all violent Criminal Code violations.
- Collectively, uttering threats (379), indecent/harassing communications (153) and criminal harassment (72) accounted for 28.2% of all violent Criminal Code violations.
- Sexual assault levels 1-3 (120) and sexual violations against children (27) accounted for 6.9% of all violent Criminal Code violations. There were 6 incidents of offences in relation to sexual services in 2020 and 5 incidents of sexual offence which occurred prior to January 4, 1983.
- In 2020, there were 23 incidents of robbery; 21 incidents of firearm use, discharge, or pointing of firearms.
- Other violent violations (29) in 2020 included: non-consensual distribution of intimate images (12); intimidation of a non-justice system participant or a journalist (5); other violent violations (5); trafficking in persons (3); intimidation of a non-justice system participant (3); and voyeurism (1).

## Number of Violent Criminal Code Incidents as a Percentage of All Violations, Canada, Provinces and Territories, 2011 to 2020

- Over the ten-year period of 2011 to 2020, Yukon's violent Criminal Code violations as a percentage of all violations ranged from 15.8% (2015) to 19.7% (2020).
- In 2020, Yukon's proportion of violent Criminal Code violations (19.7%) was the fifth-lowest in Canada and increased 2.3 percentage points compared to the 10-year (from 2010 to 2019) average (17.4%).



- Comparing 2020 to 2019, Yukon's proportion of violent Criminal Code violations increased by 0.6 percentage points; the change in the proportion ranged from -0.7 percentage points in the Northwest Territories to 3.3 percentage points in Quebec.

## Property Crimes, Number of Actual Incidents, Yukon, 2011 to 2020

Property crimes involve unlawful acts to gain property, but do not involve the use or threat of violence against the person.

|   | 2011         | 2012         | 2013         | 2014         | 2015         | 2016         | 2017         | 2018         | 2019 <sup>1</sup> | 2020         |
|---|--------------|--------------|--------------|--------------|--------------|--------------|--------------|--------------|-------------------|--------------|
| <b>TOTAL PROPERTY CRIMES</b>  | <b>3,189</b> | <b>3,131</b> | <b>3,485</b> | <b>3,416</b> | <b>3,609</b> | <b>3,459</b> | <b>3,598</b> | <b>3,850</b> | <b>4,562</b>      | <b>4,505</b> |
| <b>Total breaking and entering</b>  | <b>191</b>   | <b>205</b>   | <b>218</b>   | <b>212</b>   | <b>298</b>   | <b>267</b>   | <b>191</b>   | <b>205</b>   | <b>262</b>        | <b>201</b>   |
| Breaking and entering   | 189          | 203          | 214          | 210          | 295          | 265          | 188          | 203          | 253               | 197          |
| Breaking and entering to steal a firearm  | 0            | 2            | 2            | 0            | 1            | 0            | 1            | 1            | 2                 | 1            |
| Break and enter to steal a firearm from a motor vehicle                                 | 2            | 0            | 2            | 2            | 2            | 2            | 2            | 1            | 7                 | 3            |
| <b>Total possession of stolen property<sup>1</sup></b>                                  | <b>19</b>    | <b>46</b>    | <b>41</b>    | <b>26</b>    | <b>31</b>    | <b>21</b>    | <b>28</b>    | <b>30</b>    | <b>38</b>         | <b>39</b>    |
| <b>Total trafficking in stolen property<sup>1</sup></b>                                 | <b>0</b>     | <b>1</b>     | <b>0</b>     | <b>2</b>     | <b>0</b>     | <b>1</b>     | <b>1</b>     | <b>2</b>     | <b>1</b>          | <b>1</b>     |
| <b>Total theft of motor vehicle</b>   | <b>115</b>   | <b>146</b>   | <b>190</b>   | <b>111</b>   | <b>144</b>   | <b>173</b>   | <b>134</b>   | <b>130</b>   | <b>141</b>        | <b>141</b>   |
| <b>Total theft over \$5,000 (non-motor vehicle)</b>                                     | <b>22</b>    | <b>25</b>    | <b>25</b>    | <b>26</b>    | <b>33</b>    | <b>25</b>    | <b>30</b>    | <b>32</b>    | <b>41</b>         | <b>29</b>    |
| Theft over \$5,000  | 20           | 20           | 21           | 22           | 28           | 20           | 26           | 23           | 36                | 24           |
| Theft over \$5,000 from a motor vehicle   | 0            | 2            | 1            | 2            | 4            | 3            | 4            | 5            | 3                 | 4            |
| Shoplifting over \$5,000  | 2            | 3            | 3            | 2            | 1            | 2            | 0            | 4            | 2                 | 1            |
| <b>Total theft under \$5,000 (non-motor vehicle)</b>                                    | <b>798</b>   | <b>904</b>   | <b>979</b>   | <b>939</b>   | <b>973</b>   | <b>891</b>   | <b>926</b>   | <b>974</b>   | <b>1,141</b>      | <b>782</b>   |
| Theft \$5,000 or under  | 473          | 533          | 615          | 583          | 615          | 408          | 500          | 555          | 699               | 455          |
| Theft \$5,000 or under from a motor vehicle   | 185          | 246          | 209          | 194          | 190          | 262          | 219          | 200          | 196               | 174          |
| Shoplifting \$5,000 or under  | 140          | 125          | 155          | 162          | 168          | 221          | 207          | 219          | 246               | 153          |
| <b>Fraud<sup>2</sup></b>  | <b>81</b>    | <b>92</b>    | <b>97</b>    | <b>95</b>    | <b>135</b>   | <b>181</b>   | <b>178</b>   | <b>179</b>   | <b>252</b>        | <b>304</b>   |
| <b>Identity theft<sup>2</sup></b>   | <b>0</b>     | <b>2</b>     | <b>1</b>     | <b>2</b>     | <b>0</b>     | <b>1</b>     | <b>1</b>     | <b>1</b>     | <b>7</b>          | <b>2</b>     |
| <b>Identity fraud<sup>2</sup></b>   | <b>12</b>    | <b>3</b>     | <b>4</b>     | <b>4</b>     | <b>4</b>     | <b>8</b>     | <b>5</b>     | <b>6</b>     | <b>5</b>          | <b>21</b>    |
| <b>Total mischief</b>   | <b>1,934</b> | <b>1,690</b> | <b>1,917</b> | <b>1,987</b> | <b>1,976</b> | <b>1,873</b> | <b>2,090</b> | <b>2,274</b> | <b>2,652</b>      | <b>2,969</b> |
| Mischief  | 1,934        | 1,690        | 1,917        | 1,987        | 1,975        | 1,872        | 2,090        | 2,274        | 2,652             | 2,968        |
| Mischief in relation to cultural property   | 0            | 0            | 0            | 0            | 1            | 0            | 0            | 0            | 0                 | 1            |
| Hate-motivated mischief relating to property used by identifiable group                 | 0            | 0            | 0            | 0            | 0            | 1            | 0            | 0            | 0                 | 0            |
| <b>Arson</b>  | <b>17</b>    | <b>17</b>    | <b>13</b>    | <b>12</b>    | <b>15</b>    | <b>18</b>    | <b>13</b>    | <b>17</b>    | <b>22</b>         | <b>16</b>    |
| <b>Altering, removing or destroying Vehicle Identification Number (VIN)<sup>3</sup></b> | <b>0</b>     | <b>0</b>     | <b>0</b>     | <b>0</b>     | <b>0</b>     | <b>0</b>     | <b>1</b>     | <b>0</b>     | <b>0</b>          | <b>0</b>     |

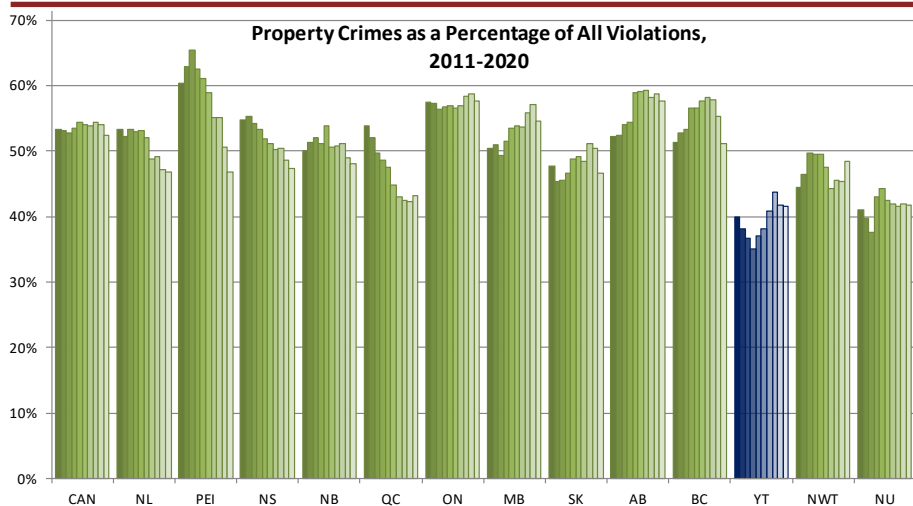
<sup>1</sup> In April 2011, legislation came into effect making it an offence to traffic in property obtained by crime, including possession with intent to traffic property obtained by crime; possession of stolen property was also modified with some incidents (under \$5,000) being reported as secondary offences in 2011.

<sup>2</sup> In January 2010, the UCR survey was modified to create new violation codes for identity fraud and identity theft. Prior to 2010, those offences would have been coded as fraud.

<sup>3</sup> In 2011, the Criminal Code was amended to make it illegal for anyone to alter, destroy or remove a VIN.

- In 2020, Yukon's **property crime** rate (10,713) per 100,000 population was the third-highest in Canada. Northwest Territories' rate was the highest at 29,222, Nunavut had the second-highest rate at 22,245 and the national rate was 3,071.
- A total of 4,505 incidents of **property crime** were reported, a decrease of 57 incidents, or 1.2%, from the revised 2019 figure (4,562 incidents), and an increase of 1,316 incidents, or 41.3%, from 2011 (3,189 incidents).
- In 2020, **mischief** (2,969 incidents) accounted for close to two-thirds (65.9%) of all **property crimes** in Yukon. Compared to 2019, **mischief** increased by 317 incidents, or 12.0%; and compared to 2011, increased by 1,035 incidents, or 53.5%.
- Collectively, all types of **theft** (952 incidents) accounted for 21.1% of all **property crime** in 2020. The majority of incidents were **theft under \$5,000 (non-motor vehicle)** (782 incidents; a decrease of 359 incidents, or 31.5%, compared to 2019). **Theft under \$5,000 (non-motor vehicle)** was comprised of: 455 incidents of **theft**; 174 incidents of **theft from a motor vehicle**; and 153 incidents of **shoplifting**. Compared to 2019, **theft of motor vehicle** remained the same in 2020 at 141.
- **Breaking and entering** (201 incidents) accounted for 4.5% of all **property crime** in 2020 and decreased by 61 incidents, or 23.3%, compared to 2019; and increased by 10 incidents, or 5.2% compared to 2011.
- **Fraud**, with 304 incidents in 2020, accounted for 6.7% of all **property crime**. Incidents of fraud increased by 52, or 20.6%, compared to 2019, and increased by 223, or 275.3%, compared to 2011.

## Number of Property Crime Incidents as a Percentage of All Violations, Canada, Provinces and Territories, 2011 to 2020



- Over the ten-year period from 2011 to 2020, Yukon's **property crimes** as a percentage of all types of violations ranged from 35.1% (2014) to 43.8% (2018).
- The **property crime** proportion for 2020 (41.5%) is 2.5 percentage points higher than the 10-year average of 2010 to 2019 (39.0%).
- Comparing 2020 to 2019, **property crimes** as a percentage of all types of violations decreased in 11 jurisdictions ranging from -0.1 percentage point in the Nunavut to -4.1 percentage points in British Columbia; the percentage increased in the Northwest Territories and Quebec.

## Other Criminal Code Violations, Number of Actual Incidents, Yukon, 2011 to 2020

|  | 2011         | 2012         | 2013         | 2014         | 2015         | 2016         | 2017         | 2018         | 2019 <sup>f</sup> | 2020         |
|--|--------------|--------------|--------------|--------------|--------------|--------------|--------------|--------------|-------------------|--------------|
| <b>TOTAL OTHER CRIMINAL CODE VIOLATIONS</b>  | <b>2,628</b> | <b>2,890</b> | <b>3,660</b> | <b>3,661</b> | <b>3,710</b> | <b>3,439</b> | <b>2,931</b> | <b>2,533</b> | <b>3,075</b>      | <b>2,989</b> |
| <b>Counterfeiting</b>  | <b>0</b>     | <b>0</b>     | <b>0</b>     | <b>0</b>     | <b>1</b>     | <b>0</b>     | <b>0</b>     | <b>3</b>     | <b>4</b>          | <b>1</b>     |
| <b>Total weapons violations</b>  | <b>29</b>    | <b>36</b>    | <b>30</b>    | <b>44</b>    | <b>24</b>    | <b>31</b>    | <b>22</b>    | <b>13</b>    | <b>42</b>         | <b>62</b>    |
| Offensive weapons, explosives  | 0            | 1            | 0            | 1            | 0            | 0            | 0            | 0            | 0                 | 0            |
| Weapons trafficking  | 0            | 0            | 3            | 0            | 2            | 0            | 0            | 0            | 1                 | 2            |
| Weapons possession contrary to order   | 1            | 3            | 0            | 1            | 3            | 2            | 2            | 1            | 2                 | 3            |
| Possession of weapons  | 17           | 23           | 21           | 34           | 16           | 21           | 14           | 7            | 35                | 46           |
| Unauthorized importing or exporting of weapons   | 0            | 0            | 0            | 0            | 0            | 1            | 0            | 0            | 0                 | 0            |
| Firearms documentation or administration   | 0            | 0            | 0            | 2            | 0            | 0            | 0            | 0            | 0                 | 0            |
| Unsafe storage of firearms   | 11           | 9            | 6            | 6            | 3            | 7            | 6            | 5            | 4                 | 11           |
| <b>Possession of, or accessing child pornography<sup>1</sup></b>                       | <b>3</b>     | <b>1</b>     | <b>5</b>     | <b>4</b>     | <b>3</b>     | <b>3</b>     | <b>1</b>     | <b>1</b>     | <b>9</b>          | <b>8</b>     |
| <b>Making, or distribution of child pornography<sup>1</sup></b>                        | <b>0</b>     | <b>0</b>     | <b>0</b>     | <b>0</b>     | <b>0</b>     | <b>4</b>     | <b>4</b>     | <b>5</b>     | <b>8</b>          | <b>7</b>     |
| <b>Total prostitution<sup>2</sup></b>  | <b>1</b>     | <b>0</b>     | <b>2</b>     | <b>2</b>     | <b>0</b>     | <b>0</b>     | <b>0</b>     | <b>0</b>     | <b>0</b>          | <b>0</b>     |
| <b>Disturb the peace</b>   | <b>1,692</b> | <b>1,898</b> | <b>2,539</b> | <b>2,639</b> | <b>2,644</b> | <b>2,342</b> | <b>1,941</b> | <b>1,641</b> | <b>1,919</b>      | <b>1,928</b> |
| <b>Total administration of justice violations</b>                                      | <b>797</b>   | <b>833</b>   | <b>959</b>   | <b>837</b>   | <b>934</b>   | <b>956</b>   | <b>854</b>   | <b>744</b>   | <b>924</b>        | <b>813</b>   |
| Fail to comply with order  | 496          | 472          | 556          | 521          | 604          | 642          | 559          | 504          | 663               | 531          |
| Escape or helps to escape from lawful custody  | 1            | 1            | 3            | 3            | 6            | 2            | 0            | 0            | 0                 | 0            |
| Prisoner unlawfully at large   | 11           | 10           | 13           | 16           | 7            | 12           | 11           | 8            | 10                | 27           |
| Fail to appear   | 15           | 17           | 33           | 41           | 23           | 14           | 24           | 32           | 28                | 114          |
| Breach of probation  | 246          | 305          | 320          | 230          | 244          | 244          | 213          | 141          | 148               | 92           |
| Other violations against the administration of law and justice (Part IV Criminal Code) | 28           | 28           | 34           | 26           | 50           | 42           | 47           | 59           | 75                | 49           |
| <b>Total other violations</b>  | <b>106</b>   | <b>122</b>   | <b>125</b>   | <b>135</b>   | <b>104</b>   | <b>103</b>   | <b>109</b>   | <b>126</b>   | <b>169</b>        | <b>170</b>   |
| Other violations related to gaming and betting   | 1            | 0            | 0            | 0            | 0            | 0            | 0            | 0            | 0                 | 1            |
| Indecent acts  | 8            | 9            | 9            | 8            | 9            | 8            | 6            | 8            | 20                | 16           |
| Corrupting morals  | 0            | 0            | 1            | 0            | 0            | 0            | 0            | 0            | 0                 | 0            |
| Obstruct public or peace officer   | 22           | 22           | 25           | 36           | 23           | 21           | 14           | 23           | 20                | 19           |
| Trespass at night  | 12           | 1            | 8            | 3            | 6            | 4            | 4            | 7            | 8                 | 8            |
| Utter threats to property or animal  | 19           | 24           | 27           | 29           | 20           | 24           | 19           | 22           | 40                | 49           |
| Public incitement of hatred  | 0            | 0            | 0            | 1            | 0            | 1            | 0            | 0            | 0                 | 0            |
| Offences against public order (Part II Criminal Code)                                  | 1            | 5            | 3            | 2            | 1            | 0            | 1            | 0            | 0                 | 1            |
| Facilitate terrorist activity  | 0            | 0            | 0            | 1            | 0            | 0            | 0            | 0            | 0                 | 0            |
| Hoax terrorism   | 0            | 0            | 0            | 0            | 0            | 0            | 0            | 0            | 1                 | 0            |
| Firearms and other offensive weapons (Part III Criminal Code)                          | 15           | 22           | 11           | 14           | 15           | 19           | 9            | 8            | 9                 | 34           |
| Sexual offences, public morals and disorderly conduct (Part V Criminal Code)           | 1            | 1            | 0            | 0            | 1            | 0            | 5            | 5            | 1                 | 2            |
| Offences against the person and reputation (Part VIII Criminal Code)                   | 2            | 2            | 1            | 4            | 1            | 1            | 2            | 5            | 2                 | 13           |
| Offences against rights of property (Part IX Criminal Code)                            | 0            | 0            | 0            | 0            | 0            | 0            | 1            | 0            | 2                 | 0            |
| Willful and forbidden acts in respect of certain property (Part XI Criminal Code)      | 4            | 8            | 6            | 9            | 5            | 4            | 5            | 10           | 14                | 7            |
| Proceeds of crime (Part XII.2 Criminal Code)   | 0            | 0            | 0            | 1            | 1            | 0            | 0            | 1            | 0                 | 0            |
| Attempts, conspiracies, accessories (Part XIII Criminal Code)                          | 0            | 0            | 0            | 0            | 0            | 1            | 1            | 0            | 0                 | 0            |
| All other Criminal Code (includes Part XII.1 Criminal Code)                            | 21           | 28           | 34           | 27           | 22           | 20           | 42           | 37           | 52                | 20           |

<sup>1</sup>Data likely reflects the number of active or closed investigations for the year rather than the total number of incidents reported to police; Coming into effect on July 17th, 2015, Bill C-26 increased the maximum penalties for certain sexual offences against children, including failure to comply with orders and probation conditions relating to sexual offences against children. In the UCR, the most serious violation is partially determined by the maximum penalty. As such, changes may affect the most serious violation in an incident reported by police; and in early 2016, the UCR was modified to allow police to report making and distributing child pornography from other child pornography offences.

<sup>2</sup>Includes: the purchasing of sexual services or communicating for that purpose, receiving a material benefit deriving from the purchase of sexual services, procuring of persons for the purpose of prostitution, and advertising sexual services offered for sale; communicating to provide sexual services for consideration; and impeding traffic to buy or sell sexual service

- In 2020, Yukon's rate for 'other' Criminal Code violations (7,108) per 100,000 population was the third-highest in Canada following Nunavut at 16,738 and the Northwest Territories at 15,527. The national rate was 977 per 100,000 population.
- Comparing 2020 to 2019, Yukon's 'other' Criminal Code violations (2,989) decreased by 86 incidents, or 2.8%; and increased by 361 incidents, or 13.7%, compared to 2011.
- In 2020, there were 1,928 incidents of *disturb the peace* accounting for 64.5% of all 'other' Criminal Code violations in Yukon; 813 incidents of *administration of justice* violations accounted for 27.2%.

## Number of Other Criminal Code Incidents as a Percentage of All Violations, Canada, Provinces and Territories, 2011 to 2020



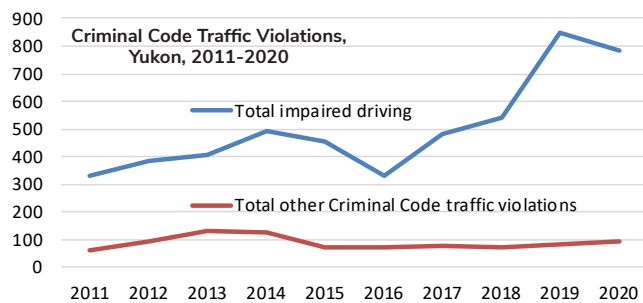
- The proportion of Yukon's 'other' Criminal Code violations to all violations has been the highest in the country in each of the last ten years with the exceptions of 2018, 2019 and 2020.
- In 2020, Yukon's proportion of 'other' Criminal Code violations (27.5%) was 6.9 percentage points lower than the average over the period of 2010 to 2019 (34.4%).

## Criminal Code Traffic Violations, Number of Actual Incidents, Yukon, 2011 to 2020

|  | 2011       | 2012       | 2013       | 2014       | 2015       | 2016       | 2017       | 2018       | 2019 <sup>f</sup> | 2020       |
|--|------------|------------|------------|------------|------------|------------|------------|------------|-------------------|------------|
| <b>TOTAL CRIMINAL CODE TRAFFIC VIOLATIONS</b>                | <b>390</b> | <b>478</b> | <b>533</b> | <b>618</b> | <b>525</b> | <b>399</b> | <b>559</b> | <b>612</b> | <b>930</b>        | <b>877</b> |
| <b>Total impaired driving</b>                                | <b>328</b> | <b>386</b> | <b>404</b> | <b>495</b> | <b>455</b> | <b>328</b> | <b>484</b> | <b>542</b> | <b>846</b>        | <b>785</b> |
| Operation while impaired causing death (alcohol)             | 1          | 1          | 0          | 1          | 0          | 0          | 0          | 0          | 2                 | 0          |
| Operation while impaired causing bodily harm (alcohol)       | 5          | 3          | 4          | 3          | 2          | 5          | 1          | 3          | 0                 | 1          |
| Operation while impaired (alcohol)                           | 309        | 361        | 384        | 458        | 425        | 297        | 460        | 512        | 780               | 666        |
| Operation while impaired (alcohol and drugs)                 | ..         | ..         | ..         | ..         | ..         | ..         | ..         | 0          | 8                 | 54         |
| Operation while impaired (drugs)                             | 3          | 12         | 11         | 20         | 12         | 9          | 14         | 18         | 37                | 39         |
| Impaired operation, failure to provide breath sample         | 10         | 9          | 5          | 13         | 16         | 17         | 9          | 8          | 0                 | 0          |
| Failure or refusal to comply with demand (alcohol)           | ..         | ..         | ..         | ..         | ..         | ..         | ..         | 1          | 18                | 25         |
| Failure or refusal to comply with demand (alcohol and drugs) | ..         | ..         | ..         | ..         | ..         | ..         | ..         | 0          | 1                 | 0          |
| <b>Total other Criminal Code traffic violations</b>          | <b>62</b>  | <b>92</b>  | <b>129</b> | <b>123</b> | <b>70</b>  | <b>71</b>  | <b>75</b>  | <b>70</b>  | <b>84</b>         | <b>92</b>  |
| Dangerous operation, causing bodily harm                     | 3          | 2          | 3          | 4          | 1          | 6          | 1          | 3          | 0                 | 1          |
| Dangerous operation of motor vehicle, vessel or aircraft     | 15         | 16         | 14         | 37         | 28         | 22         | 23         | 19         | 19                | 26         |
| Dangerous operation of motor vehicle evading police          | 4          | 4          | 2          | 3          | 4          | 5          | 13         | 6          | 28                | 16         |
| Total fail to stop or remain                                 | 17         | 57         | 81         | 57         | 10         | 17         | 22         | 15         | 8                 | 7          |
| Driving while prohibited                                     | 23         | 11         | 29         | 22         | 25         | 21         | 16         | 27         | 29                | 42         |
| Dangerous operation of motor vehicle while street racing     | 0          | 2          | 0          | 0          | 2          | 0          | 0          | 0          | 0                 | 0          |

.. data not available.

- In 2020, Yukon's rate for *Criminal Code traffic violations* (2,086) per 100,000 population was the second-highest in Canada. The Northwest Territories' rate was the highest at 3,096 and the national rate was 330 per 100,000 population.
- In 2020, there were 877 incidents of *Criminal Code traffic violations* in Yukon, a decrease of 53 incidents, or 5.7%, compared to the figure for 2019 (930 incidents); and an increase of 487 incidents, or 124.9%, compared to 2011 (390 incidents).
- *Impaired driving* (785 incidents) accounted for 89.5% of the total *Criminal Code traffic violations* in 2020; other *Criminal Code traffic violations* (92 incidents), accounted for the remaining 10.5%.



- Over the last ten years, the number of *impaired driving* incidents ranged from a low of 328 in 2011 and 2016 to a high of 846 in 2019.
- Comparing 2020 to 2019, the number of *impaired driving* incidents (785) decreased by 61 incidents, or 7.2%; and increased by 457, or 139.3%, compared to 2011.

- Of the 785 *impaired driving* incidents in 2020, 666 (84.8%) were due to *operation while impaired (alcohol)*; 54 (6.9%) were *operation while impaired (drugs)*; 39 (5.0%) were *operation while impaired (alcohol and drugs)*; 25 (3.2%) was due to *failure or refusal to comply with demand (alcohol)*; and 1 (0.1%) was *operation while impaired causing bodily harm (alcohol)*.
- Of the 92 'other' *Criminal Code traffic violations* incidents in 2020, 42 (45.7%) were *driving while prohibited*; 26 (28.3%) were *dangerous operation of motor vehicle, vessel or aircraft*; 16 (17.4%) were *dangerous operation of motor vehicle evading police*; 7 incidents (7.6%) were *fail to stop or remain*; and 1 incident (1.1% of 'other' *Criminal Code traffic violations*) was *dangerous operation, causing bodily harm*.

## Number of Criminal Code Traffic Incidents as a Percentage of All Violations, Canada, Provinces and Territories, 2011 to 2020

- Over the ten-year period from 2011 to 2020, the share of Yukon's *Criminal Code traffic violations* to all types of violations has ranged from a low of 4.4% in 2016 to a high of 8.5% in 2019.
- In 2020, Yukon's *Criminal Code traffic violations* as a percentage of all types of violations (8.1%) was 0.4 percentage points lower than in 2019 (8.5%), and 2.0 percentage points higher than the average for the period of 2010 to 2019 (6.1%).
- Comparing 2020 to 2019, six Canadian jurisdictions had an increase in the proportion of *Criminal Code traffic violations* to all types of violations ranging from 0.2 percentage point in Newfoundland and Labrador and Ontario, to 1.2 percentage points in Prince Edward Island. Five jurisdictions had a decrease (of -1.3 percentage points or less) in the proportion; two jurisdictions had the same proportion in 2020 and 2019.



- In 2020, Yukon's proportion of *Criminal Code traffic violations* (8.1%) was the third-highest in Canada following Prince Edward Island (13.4%) and Quebec (9.5%).

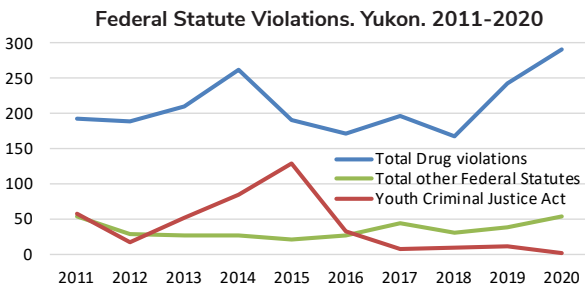


## Federal Statute Violations, Number of Actual Incidents, Yukon, 2011 to 2020

|   | 2011       | 2012       | 2013       | 2014       | 2015       | 2016       | 2017       | 2018       | 2019       | 2020       |
|---|------------|------------|------------|------------|------------|------------|------------|------------|------------|------------|
| <b>TOTAL FEDERAL STATUTE VIOLATIONS</b>                                   | <b>304</b> | <b>234</b> | <b>289</b> | <b>373</b> | <b>339</b> | <b>231</b> | <b>245</b> | <b>206</b> | <b>290</b> | <b>345</b> |
| <b>Total Drug violations</b>  | <b>193</b> | <b>189</b> | <b>210</b> | <b>262</b> | <b>190</b> | <b>172</b> | <b>196</b> | <b>168</b> | <b>243</b> | <b>290</b> |
| Possession, cannabis (pre-legalization)                                   | 110        | 98         | 92         | 116        | 100        | 87         | 59         | 44         | 0          | 0          |
| Possession, cocaine   | 16         | 10         | 11         | 22         | 17         | 12         | 17         | 20         | 36         | 32         |
| Heroin, possession  | 0          | 0          | 0          | 1          | 0          | 1          | 1          | 0          | 5          | 3          |
| Other Controlled Drugs and Substances Act, possession                     | 2          | 2          | 3          | 1          | 1          | 2          | 1          | 7          | 3          | 8          |
| Methamphetamines (crystal meth), possession                               | 0          | 0          | 0          | 1          | 0          | 1          | 1          | 1          | 0          | 1          |
| Methylenedioxyamphetamine (ecstasy), possession                           | 0          | 4          | 1          | 0          | 0          | 0          | 0          | 0          | 0          | 0          |
| Opioid (other than heroin), possession                                    | 0          | 0          | 0          | 0          | 0          | 0          | 0          | 1          | 1          | 2          |
| Cannabis, trafficking (pre-legalization)                                  | 25         | 21         | 20         | 39         | 24         | 17         | 16         | 7          | 0          | 0          |
| Cannabis, importation and exportation (pre-legalization)                  | 0          | 0          | 1          | 0          | 0          | 0          | 0          | 0          | 0          | 0          |
| Cannabis, production (pre-legalization)                                   | 6          | 4          | 1          | 2          | 2          | 2          | 3          | 0          | 0          | 0          |
| Cocaine, trafficking  | 30         | 42         | 66         | 69         | 37         | 43         | 82         | 71         | 165        | 185        |
| Heroin, trafficking   | 0          | 0          | 1          | 1          | 0          | 1          | 1          | 5          | 1          | 10         |
| Other Controlled Drugs and Substances Act, trafficking                    | 4          | 6          | 13         | 6          | 9          | 4          | 14         | 6          | 20         | 27         |
| Methamphetamines (crystal meth), trafficking                              | 0          | 0          | 0          | 3          | 0          | 0          | 1          | 0          | 0          | 5          |
| Methylenedioxyamphetamine (ecstasy), trafficking                          | 0          | 0          | 0          | 0          | 0          | 0          | 0          | 0          | 0          | 1          |
| Opioid (other than heroin), trafficking                                   | 0          | 0          | 0          | 0          | 0          | 0          | 0          | 3          | 1          | 6          |
| Heroin, importation and exportation                                       | 0          | 1          | 0          | 0          | 0          | 0          | 0          | 0          | 0          | 0          |
| Other Controlled Drugs and Substances Act, production                     | 0          | 0          | 1          | 0          | 0          | 0          | 0          | 0          | 0          | 1          |
| Methamphetamines (crystal meth), production                               | 0          | 1          | 0          | 1          | 0          | 2          | 0          | 0          | 1          | 0          |
| <b>Total Cannabis Act</b>   | <b>..</b>  | <b>..</b>  | <b>..</b>  | <b>..</b>  | <b>..</b>  | <b>..</b>  | <b>..</b>  | <b>3</b>   | <b>10</b>  | <b>9</b>   |
| Possession of illicit or over 30g dried cannabis (or equivalent) by adult | ..         | ..         | ..         | ..         | ..         | ..         | ..         | 0          | 2          | 1          |
| Possession of over 5g dried cannabis (or equivalent) by youth             | ..         | ..         | ..         | ..         | ..         | ..         | ..         | 1          | 1          | 0          |
| Distribution of cannabis to youth by adult                                | ..         | ..         | ..         | ..         | ..         | ..         | ..         | 0          | 3          | 2          |
| Distribution of cannabis by organization                                  | ..         | ..         | ..         | ..         | ..         | ..         | ..         | 0          | 1          | 1          |
| Possession of cannabis for purpose of distributing                        | ..         | ..         | ..         | ..         | ..         | ..         | ..         | 0          | 1          | 1          |
| Sale of cannabis to adult   | ..         | ..         | ..         | ..         | ..         | ..         | ..         | 0          | 1          | 1          |
| Possession of cannabis for purpose of selling                             | ..         | ..         | ..         | ..         | ..         | ..         | ..         | 2          | 1          | 2          |
| Cultivate, propagate or harvest cannabis by adult                         | ..         | ..         | ..         | ..         | ..         | ..         | ..         | 0          | 0          | 1          |
| <b>Youth Criminal Justice Act</b>   | <b>57</b>  | <b>16</b>  | <b>52</b>  | <b>84</b>  | <b>128</b> | <b>32</b>  | <b>6</b>   | <b>8</b>   | <b>10</b>  | <b>1</b>   |
| <b>Total other Federal Statutes</b>                                       | <b>54</b>  | <b>29</b>  | <b>27</b>  | <b>27</b>  | <b>21</b>  | <b>27</b>  | <b>43</b>  | <b>30</b>  | <b>37</b>  | <b>54</b>  |
| Canada Shipping Act   | 0          | 2          | 0          | 0          | 1          | 0          | 0          | 0          | 0          | 2          |
| Customs Act   | 13         | 4          | 3          | 2          | 2          | 0          | 0          | 1          | 1          | 2          |
| Excise Act  | 2          | 0          | 0          | 0          | 0          | 1          | 0          | 0          | 0          | 0          |
| Total Immigration and Refugee Protection Act                              | 5          | 1          | 0          | 3          | 2          | 0          | 1          | 1          | 0          | 0          |
| Firearms Act  | 20         | 14         | 9          | 6          | 7          | 16         | 33         | 15         | 21         | 28         |
| Quarantine Act  | ..         | ..         | ..         | ..         | ..         | ..         | ..         | ..         | ..         | 13         |
| Other federal statutes  | 14         | 8          | 15         | 16         | 9          | 10         | 9          | 13         | 15         | 9          |

.. data not available.

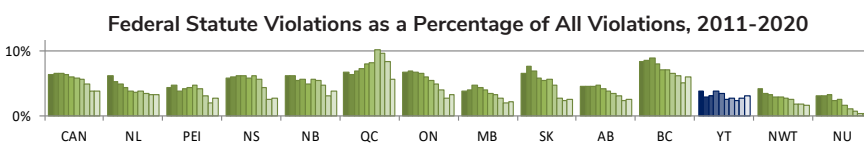
- In 2020, Yukon's rate for Federal Statute violations (820) per 100,000 population was the second-highest in Canada. Northwest Territories' rate was the highest at 965, and the national rate was 225 per 100,000 population.
- There were 345 incidents of Federal Statute violations accounting for 3.2% of all types of violations in Yukon in 2020; an increase of 55 incidents, or 19.0%, compared to 2019; and an increase of 41, or 13.5%, compared to 2011.



- Of the 345 Federal Statute violations in 2020: 290 (84.1%) were drug violations; 1 (0.3%) was violation of the Youth Criminal Justice Act; and 54 (15.7%) were other Federal Statute violations.
- Of the 290 drug violations, 234 (80.7%) were trafficking incidents; 50 (17.2%) were possession; 4 (1.4%) were distribution or sales; 1 (0.3%) was production; and 1 (0.3%) was a cultivate, propagate or harvest cannabis incident.
- Comparing 2020 to 2019, drug violations increased by 47 (19.3%); Youth Criminal Justice Act violations decreased by 9 (90.0%); and other Federal Statutes incidents increased by 17 (45.9%).

## Number of Federal Statutes Incidents as a Percentage of All Violations, Canada, Provinces and Territories, 2011 to 2020

- In 2020, the proportion of Yukon's Federal Statute violations to all types of violations was 3.2% and ranked tied with Newfoundland and Labrador (3.2%) and Ontario (3.2%) for the fourth-highest in Canada following British Columbia (6.0%); Quebec (5.6%); and New Brunswick (3.8%).
- The 2020 share (3.2%) was 0.6 percentage points higher than the 2019 share (2.6%) and 0.2 percentage points higher than the 10-year (2010 to 2019) average (3.0%).



- Comparing 2020 to 2019, all Canadian jurisdictions had an increase in the proportion of Federal Statute violations with the exceptions of Quebec (-2.7%), the Northwest Territories (-0.3%) and Newfoundland and Labrador (-0.1%).

**Number of Actual Incidents, by Type of Violation, Yukon Rural RCMP Detachment Areas, 2011 to 2020**

|   |                 | 2011         | 2012         | 2013         | 2014         | 2015         | 2016         | 2017         | 2018         | 2019 <sup>f</sup> | 2020          |
|---|-----------------|--------------|--------------|--------------|--------------|--------------|--------------|--------------|--------------|-------------------|---------------|
| <b>All Violations</b>                   | <b>Yukon</b>    | <b>7,981</b> | <b>8,191</b> | <b>9,492</b> | <b>9,731</b> | <b>9,722</b> | <b>9,075</b> | <b>8,803</b> | <b>8,788</b> | <b>10,946</b>     | <b>10,857</b> |
|   | Beaver Creek    | 28           | 43           | 40           | 33           | 57           | 46           | 59           | 40           | 32                | 52            |
|   | Carcross        | 171          | 141          | 195          | 255          | 196          | 216          | 199          | 212          | 241               | 233           |
|   | Carmacks        | 205          | 180          | 175          | 219          | 141          | 192          | 150          | 175          | 243               | 211           |
|   | Dawson          | 330          | 355          | 323          | 358          | 336          | 376          | 337          | 340          | 479               | 422           |
|   | Faro            | 25           | 46           | 57           | 44           | 80           | 46           | 46           | 43           | 86                | 81            |
|   | Haines Junction | 151          | 159          | 184          | 187          | 152          | 158          | 180          | 170          | 209               | 153           |
|   | Mayo            | 118          | 154          | 256          | 234          | 227          | 171          | 256          | 242          | 351               | 387           |
|   | Old Crow        | 119          | 91           | 109          | 134          | 135          | 128          | 113          | 120          | 156               | 144           |
|   | Pelly Crossing  | 359          | 262          | 283          | 291          | 205          | 201          | 204          | 150          | 209               | 296           |
|   | Ross River      | 177          | 158          | 144          | 175          | 251          | 163          | 213          | 182          | 295               | 343           |
|   | Teslin          | 128          | 161          | 148          | 147          | 159          | 159          | 158          | 143          | 151               | 172           |
|   | Watson Lake     | 722          | 749          | 832          | 620          | 599          | 635          | 546          | 599          | 841               | 888           |
| Whitehorse                              | 5,448           | 5,692        | 6,746        | 7,034        | 7,184        | 6,584        | 6,342        | 6,372        | 7,653        | 7,475             |               |
| <b>Violent Criminal Code Violations</b> | <b>Yukon</b>    | <b>1,470</b> | <b>1,458</b> | <b>1,525</b> | <b>1,663</b> | <b>1,539</b> | <b>1,547</b> | <b>1,470</b> | <b>1,587</b> | <b>2,089</b>      | <b>2,141</b>  |
|   | Beaver Creek    | 5            | 16           | 12           | 4            | 9            | 6            | 9            | 6            | 8                 | 7             |
|   | Carcross        | 49           | 34           | 53           | 52           | 53           | 77           | 59           | 73           | 68                | 65            |
|   | Carmacks        | 43           | 33           | 29           | 65           | 25           | 45           | 39           | 46           | 69                | 46            |
|   | Dawson          | 62           | 59           | 45           | 69           | 66           | 52           | 65           | 74           | 88                | 70            |
|   | Faro            | 7            | 4            | 15           | 6            | 15           | 7            | 12           | 11           | 21                | 21            |
|   | Haines Junction | 40           | 42           | 60           | 47           | 36           | 38           | 42           | 40           | 46                | 37            |
|   | Mayo            | 40           | 44           | 49           | 60           | 59           | 40           | 59           | 48           | 61                | 92            |
|   | Old Crow        | 26           | 23           | 36           | 34           | 36           | 35           | 25           | 36           | 36                | 36            |
|   | Pelly Crossing  | 66           | 49           | 70           | 71           | 46           | 38           | 55           | 33           | 49                | 86            |
|   | Ross River      | 46           | 35           | 30           | 54           | 67           | 52           | 30           | 34           | 64                | 79            |
|   | Teslin          | 28           | 37           | 33           | 20           | 43           | 22           | 28           | 13           | 28                | 39            |
|   | Watson Lake     | 170          | 184          | 178          | 109          | 120          | 127          | 131          | 145          | 177               | 214           |
| Whitehorse                              | 888             | 898          | 915          | 1,072        | 964          | 1,008        | 916          | 1,028        | 1,374        | 1,349             |               |
| <b>Property Crime</b>                   | <b>Yukon</b>    | <b>3,189</b> | <b>3,131</b> | <b>3,485</b> | <b>3,416</b> | <b>3,609</b> | <b>3,459</b> | <b>3,598</b> | <b>3,850</b> | <b>4,562</b>      | <b>4,505</b>  |
|   | Beaver Creek    | 16           | 14           | 16           | 18           | 39           | 31           | 36           | 18           | 19                | 17            |
|   | Carcross        | 40           | 42           | 54           | 74           | 66           | 67           | 72           | 62           | 69                | 72            |
|   | Carmacks        | 60           | 59           | 62           | 70           | 46           | 56           | 50           | 87           | 89                | 95            |
|   | Dawson          | 167          | 160          | 158          | 130          | 141          | 133          | 136          | 140          | 223               | 180           |
|   | Faro            | 8            | 18           | 18           | 23           | 41           | 20           | 21           | 23           | 37                | 44            |
|   | Haines Junction | 73           | 81           | 91           | 82           | 44           | 61           | 72           | 68           | 63                | 50            |
|   | Mayo            | 31           | 49           | 104          | 90           | 88           | 56           | 90           | 111          | 158               | 164           |
|   | Old Crow        | 50           | 39           | 26           | 35           | 46           | 51           | 56           | 48           | 36                | 45            |
|   | Pelly Crossing  | 158          | 102          | 107          | 122          | 71           | 90           | 70           | 77           | 80                | 127           |
|   | Ross River      | 55           | 56           | 68           | 70           | 120          | 62           | 101          | 88           | 168               | 206           |
|   | Teslin          | 63           | 76           | 83           | 82           | 77           | 76           | 46           | 66           | 66                | 75            |
|   | Watson Lake     | 259          | 259          | 294          | 240          | 222          | 222          | 201          | 215          | 308               | 320           |
| Whitehorse                              | 2,209           | 2,176        | 2,404        | 2,380        | 2,608        | 2,534        | 2,647        | 2,847        | 3,246        | 3,110             |               |
| <b>Other Criminal Code Violations</b>   | <b>Yukon</b>    | <b>2,628</b> | <b>2,890</b> | <b>3,660</b> | <b>3,661</b> | <b>3,710</b> | <b>3,439</b> | <b>2,931</b> | <b>2,533</b> | <b>3,075</b>      | <b>2,989</b>  |
|   | Beaver Creek    | 4            | 7            | 5            | 3            | 5            | 7            | 9            | 13           | 3                 | 14            |
|   | Carcross        | 57           | 46           | 56           | 63           | 53           | 43           | 41           | 51           | 46                | 50            |
|   | Carmacks        | 75           | 62           | 67           | 52           | 33           | 57           | 39           | 30           | 48                | 36            |
|   | Dawson          | 61           | 89           | 92           | 110          | 83           | 145          | 108          | 81           | 129               | 118           |
|   | Faro            | 7            | 17           | 14           | 9            | 16           | 14           | 7            | 4            | 18                | 12            |
|   | Haines Junction | 24           | 25           | 22           | 38           | 45           | 42           | 43           | 43           | 65                | 35            |
|   | Mayo            | 30           | 30           | 61           | 52           | 56           | 51           | 59           | 55           | 82                | 71            |
|   | Old Crow        | 23           | 25           | 28           | 39           | 33           | 27           | 24           | 26           | 40                | 34            |
|   | Pelly Crossing  | 101          | 80           | 89           | 89           | 71           | 52           | 53           | 30           | 46                | 51            |
|   | Ross River      | 63           | 51           | 36           | 37           | 46           | 36           | 60           | 39           | 35                | 26            |
|   | Teslin          | 28           | 33           | 21           | 38           | 22           | 46           | 62           | 49           | 33                | 41            |
|   | Watson Lake     | 205          | 240          | 268          | 197          | 201          | 239          | 184          | 205          | 284               | 296           |
| Whitehorse                              | 1,950           | 2,185        | 2,901        | 2,934        | 3,046        | 2,680        | 2,242        | 1,907        | 2,246        | 2,205             |               |
| <b>Criminal Code Traffic Violations</b> | <b>Yukon</b>    | <b>390</b>   | <b>478</b>   | <b>533</b>   | <b>618</b>   | <b>525</b>   | <b>399</b>   | <b>559</b>   | <b>612</b>   | <b>930</b>        | <b>877</b>    |
|   | Beaver Creek    | 0            | 2            | 1            | 1            | 3            | 1            | 3            | 1            | 1                 | 6             |
|   | Carcross        | 13           | 15           | 15           | 24           | 12           | 14           | 16           | 11           | 52                | 39            |
|   | Carmacks        | 26           | 23           | 15           | 24           | 25           | 25           | 17           | 9            | 22                | 31            |
|   | Dawson          | 16           | 36           | 25           | 31           | 24           | 33           | 22           | 32           | 31                | 27            |
|   | Faro            | 3            | 5            | 8            | 6            | 8            | 3            | 4            | 3            | 8                 | 4             |
|   | Haines Junction | 12           | 9            | 8            | 15           | 20           | 10           | 18           | 13           | 30                | 29            |
|   | Mayo            | 11           | 24           | 29           | 17           | 13           | 16           | 17           | 13           | 22                | 37            |
|   | Old Crow        | 6            | 3            | 11           | 18           | 18           | 10           | 3            | 5            | 32                | 24            |
|   | Pelly Crossing  | 21           | 27           | 15           | 8            | 13           | 16           | 23           | 10           | 30                | 27            |
|   | Ross River      | 6            | 7            | 8            | 11           | 15           | 9            | 17           | 16           | 27                | 23            |
|   | Teslin          | 7            | 9            | 8            | 6            | 13           | 12           | 13           | 12           | 21                | 16            |
|   | Watson Lake     | 43           | 45           | 62           | 35           | 34           | 33           | 24           | 22           | 51                | 39            |
| Whitehorse                              | 226             | 273          | 328          | 422          | 327          | 217          | 382          | 465          | 603          | 575               |               |

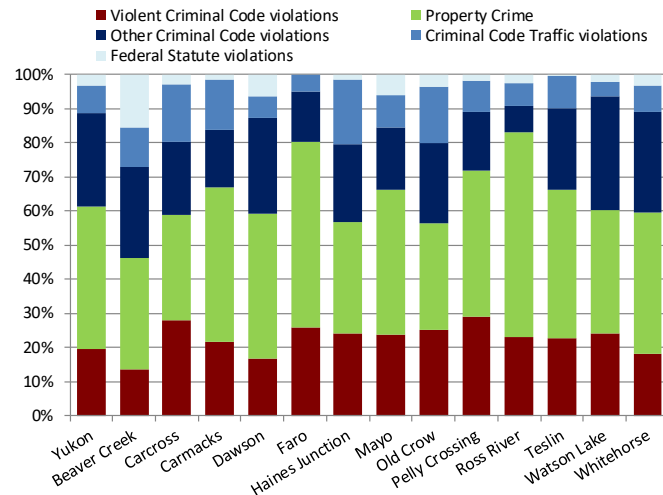
## Number of Actual Incidents, by Type of Violation, Yukon Rural RCMP Detachment Areas, 2011 to 2020, cont'd...

|                 | 2011       | 2012       | 2013       | 2014       | 2015       | 2016       | 2017       | 2018       | 2019       | 2020       |
|-----------------|------------|------------|------------|------------|------------|------------|------------|------------|------------|------------|
| <b>Yukon</b>    | <b>304</b> | <b>234</b> | <b>289</b> | <b>373</b> | <b>339</b> | <b>231</b> | <b>245</b> | <b>206</b> | <b>290</b> | <b>345</b> |
| Beaver Creek    | 3          | 4          | 6          | 7          | 1          | 1          | 2          | 2          | 1          | 8          |
| Carcross        | 12         | 4          | 17         | 42         | 12         | 15         | 11         | 15         | 6          | 7          |
| Carmacks        | 1          | 3          | 2          | 8          | 12         | 9          | 5          | 3          | 15         | 3          |
| Dawson          | 24         | 11         | 3          | 18         | 22         | 13         | 6          | 13         | 8          | 27         |
| Faro            | 0          | 2          | 2          | 0          | 0          | 2          | 2          | 2          | 2          | 0          |
| Haines Junction | 2          | 2          | 3          | 5          | 7          | 7          | 5          | 6          | 5          | 2          |
| Mayo            | 6          | 7          | 13         | 15         | 11         | 8          | 31         | 15         | 28         | 23         |
| Old Crow        | 14         | 1          | 8          | 8          | 2          | 5          | 5          | 5          | 12         | 5          |
| Pelly Crossing  | 13         | 4          | 2          | 1          | 4          | 5          | 3          | 0          | 4          | 5          |
| Ross River      | 7          | 9          | 2          | 3          | 3          | 4          | 5          | 5          | 1          | 9          |
| Teslin          | 2          | 6          | 3          | 1          | 4          | 3          | 9          | 3          | 3          | 1          |
| Watson Lake     | 45         | 21         | 30         | 39         | 22         | 14         | 6          | 12         | 21         | 19         |
| Whitehorse      | 175        | 160        | 198        | 226        | 239        | 145        | 155        | 125        | 184        | 236        |

## Number of Actual Incidents, All Violation Types, Yukon Rural RCMP Detachment Areas, 2019 to 2020

|                 | 2019 <sup>r</sup> | 2020          | Increase/ decrease | % change '19 to '20 |
|-----------------|-------------------|---------------|--------------------|---------------------|
| <b>Yukon</b>    | <b>10,946</b>     | <b>10,857</b> | <b>-89</b>         | <b>-0.8%</b>        |
| Beaver Creek    | 32                | 52            | 20                 | 62.5%               |
| Carcross        | 241               | 233           | -8                 | -3.3%               |
| Carmacks        | 243               | 211           | -32                | -13.2%              |
| Dawson          | 479               | 422           | -57                | -11.9%              |
| Faro            | 86                | 81            | -5                 | -5.8%               |
| Haines Junction | 209               | 153           | -56                | -26.8%              |
| Mayo            | 351               | 387           | 36                 | 10.3%               |
| Old Crow        | 156               | 144           | -12                | -7.7%               |
| Pelly Crossing  | 209               | 296           | 87                 | 41.6%               |
| Ross River      | 295               | 343           | 48                 | 16.3%               |
| Teslin          | 151               | 172           | 21                 | 13.9%               |
| Watson Lake     | 841               | 888           | 47                 | 5.6%                |
| Whitehorse      | 7,653             | 7,475         | -178               | -2.3%               |

## Violation Type as a Percentage of Total Number of Actual Incidents, by Yukon Community, 2020



- In 2020, police reported a total of 10,857 criminal incidents in Yukon: 2,141 violent *Criminal Code* violations; 4,505 *property crimes*; 2,989 'other' *Criminal Code* violations; 877 *Criminal Code* traffic violations; and 345 *Federal Statute* violations.
- Of the 10,857 criminal incidents in 2020: 19.7% were violent *Criminal Code* violations; 41.5% were *property crimes*; 27.5% were 'other' *Criminal Code* violations; 8.1% were *Criminal Code* traffic violations; and 3.2% were *Federal Statute* violations.

- Comparing 2020 to 2019, the total number of criminal incidents in Yukon decreased by 89 incidents, or 0.8%. The largest percentage decrease was in Haines Junction at 26.8%; from 209 incidents in 2019 to 153 incidents in 2020.
- In 2020, *property crimes* represented the highest proportion of all violations in all Yukon communities, while *Federal Statutes* violations represented the lowest (with the exception of Beaver Creek where the proportion was the lowest for *Criminal Code* traffic violations).

The definition of 'founded' incidents was updated in January 2018 to read: "An incident is founded if, after police investigation, it has been determined that the reported offence did occur or was attempted (even if the charged/suspect chargeable (CSC) is unknown) or there is no credible evidence to confirm that the reported incident did not take place. This includes third party reports that fit these criteria."

Police reported statistics may be affected by differences in the way police services deal with minor offences. In some instances, police or municipalities might chose to deal with some minor offences using municipal by-laws or provincial provisions rather than *Criminal Code* provisions. Counts are based on the most serious violation in the incident.

Source: Statistics Canada data tables 35-10-0177-01 and 35-10-0185-01.  
 Populations are based upon July 1 estimates from Statistics Canada, Demography Division.  
 For more information on the Incident-based Crime Reporting Survey:  
<http://www23.statcan.gc.ca/imdb/p2SV.pl?Function=getSurvey&lang=en&db=imdb&adm=8&dis=2&SDDS=3302>

September 2021