

# Yukon Bureau of Statistics

2 ÷ 3 # 1 \$ > 0 - 2 + 6 & ± 8 < 3 π 7 £ 5 † 9 ≈ 1 ∞ ^

## Age, Sex at birth and gender, and Type of dwelling Census 2021

### Highlights

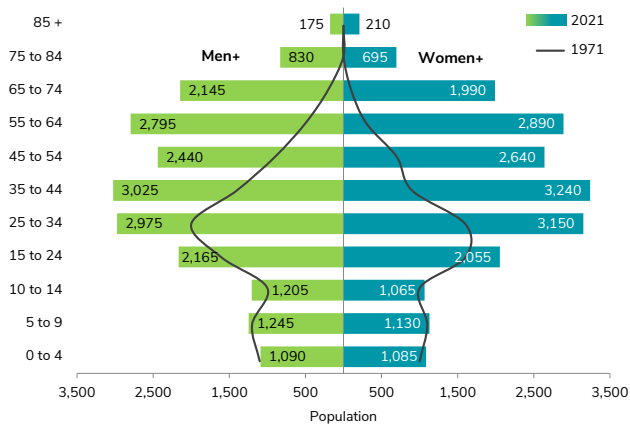
- The average age of Yukoners in 2021 was 39.9 years, which is 2.0 years younger than the national average of 41.9 years.
- In 2021, there were 99.9 men+ to every 100 women+, in comparison to 2016 that had 101.6 men+ to every 100 women+.
- Single-detached houses were the most common type of occupied private dwelling in Yukon, representing 60.3% of all dwellings in 2021.

In May 2021, Statistics Canada conducted the 2021 Census of Population to count people according to their usual place of residence as of May 11, 2021, and to collect other relevant information. The first set of results with population (not adjusted for under-coverage) and dwelling counts were released on February 9, 2022, while the second set of results with age, sex and dwelling type were released on April 27, 2022.

For Yukon, the census results are grouped into 35 census subdivisions (CSDs). The CSDs represent municipalities as determined by provincial/territorial legislation or areas treated as municipal equivalents for statistical purposes (e.g., Settlements and unorganized territories).

## Population by Age Group, Yukon, 2021

Population Distribution by Age Group and Sex, Yukon, 2021 and 1971



The average age of Yukoners in 2021 was 39.9 years, an increase of 0.8 year from the 2016 Census (39.1) Yukon was the sixth-lowest average age; the youngest average age was in Nunavut (28.3 years), followed by Northwest Territories (36.4 years), Saskatchewan (38.8 years), Alberta (39.0 years), and Manitoba (39.7 years). The population of Newfoundland and Labrador had the highest average age at 45.5 years.

The average age of Yukon's population increased 14.0 years over the last 50 years, from 25.9 years in 1971 to 39.9 years in 2021. Nationally, the average age increased 11.2 years to 41.9 years over the same period.

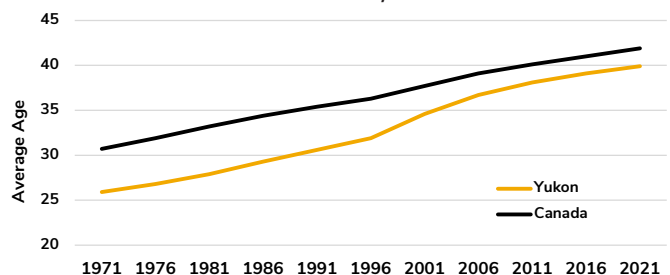
Comparing the 2021 Census to 2016, the number of seniors (65+ years) in Yukon grew by 1,790, or 42.1%. This was the highest percentage increase for this age group in any province or territory, and for any age group in Yukon.

During this same period, the second largest percentage increase was in the 35- to 44-year age group (22.0%), followed by the 25- to 34-year age group (12.4%), the 0- to 14-year age group (8.6%), the 15- to 24-year age group (8.2%), and the 55- to 64-year age group (2.8%). The 45- to 54-year age group decreased by 5.0% from 2016 to 2021.

In 2021, in Yukon, there were 99.9 men+ to every 100 women+, compared to 2016 when there were 101.6 men+ to every 100 women+.

Note: Given that the non-binary population is small, data aggregation to a two-category gender variable is sometimes necessary to protect the confidentiality of responses provided. In these cases, individuals in the category "non-binary persons" are distributed into the other two gender categories and are denoted by the "+" symbol.

Average Age of Population, Canada and Yukon, 1971 to 2021



## Other Census Information

- [Statistics Canada's Census Profile of Yukon, including Whitehorse and other census subdivisions](#)
- [GeoSearch - an interactive tool which helps locate and relate census data to geographic areas](#)

## Age Dependency Ratio, Yukon, 2021

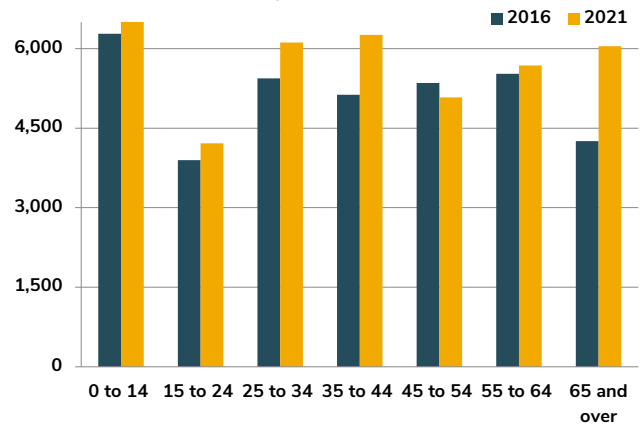
Comparing 2021 to 2016, the proportion of children (0 to 14 years) to Yukon's total population decreased by 0.5 percentage points (from 17.5% in 2016 to 17.0% in 2021), while the proportion of seniors (65+ years) increased by 3.2 percentage points (from 11.9% in 2016 to 15.0% in 2021).

During the same period, the proportion of working-age population (15 to 64 years) decreased by 2.6 percentage points (from 70.6% in 2016 to 68.0% in 2021).

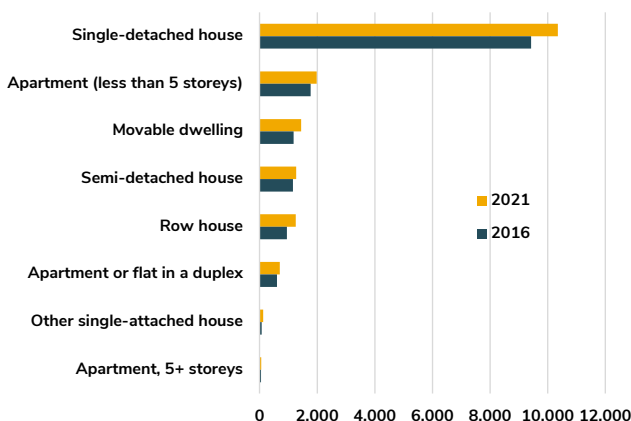
The overall dependency ratio in Yukon for 2021 was 47.0 per 100 working age persons, this is an increase of 5.4 percentage points compared to 2016 at 41.6 per 100 working age persons.

Note: The dependency ratio is the ratio of those typically not in the labour force (population aged 0-14 years and 65 years and over) to the working age population (15 to 64 years). The higher the dependency ratio is, the greater the reliance on the working age population to maintain the upbringing and pensions of the economically dependent.

Percentage of Total Population by Age Group, Yukon, 2016 and 2021



## Type of Dwellings, Yukon, 2021



Almost all Yukoners (40,230 or 98.4%) were living in private dwellings, while the remaining 645, or 1.6%, were living in 85 collective dwellings in 2021. The most common type of the 17,180 private dwellings occupied by usual residents in Yukon in 2021, was single-detached houses (60.3%). The second most common type of dwelling was movable dwellings\* (8.4%).

In comparison to 2016, the proportion of single-detached houses decreased by 1.6 percentage points, row houses had the largest increase (1.1 percentage points) during the same period.

In 2021, of the 645 Yukoners living in collective dwellings, 60.5% of which were men+, and 39.5% were women+.

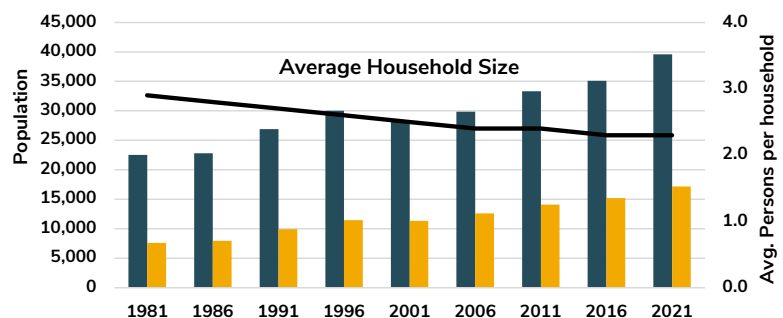
\*The category 'Movable dwelling' includes mobile homes and other movable dwellings such as houseboats, recreational vehicles and railroad cars.

## Average Household Size, Yukon, 2021

In 2021, on average, a Yukon household was 2.3 persons per private dwelling. This average has decreased by 0.6 persons per dwelling since 1981.

For the period of 1981 through 2021, the population of Yukon has increased by 17,050 people, or 75.7%, and the number of private dwellings has increased by 9,580, or 126.1%.

Population, Private Dwellings and Household Size, Yukon, 1981 to 2021



October 2022