

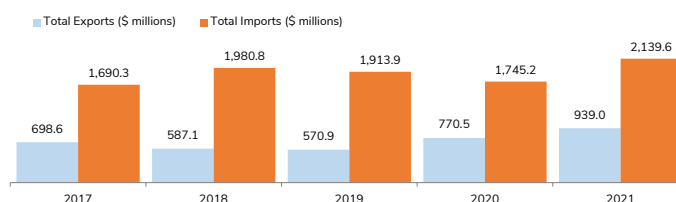


Balance of Trade 2021

Highlights

- In 2021, Yukon's total production of goods and services was \$6,152.6 million: \$5,213.6 million (84.7%) of the production was consumed in Yukon, while \$939.0 million (15.3%) was exported.
- An additional \$2,139.6 million in imports of goods and services was needed to meet Yukon's total consumption needs of \$7,353.2 million in 2021.
- In 2021, Yukon's exports (\$939.0 million) increased by 168.5 million, or 21.9%, compared to 2020 (\$770.5 million). During the same period, Yukon's imports (\$2,139.6 million) increased by \$394.4 million, or 22.6%, compared to 2020 (\$1,745.2 million).

Balance of trade figures are produced by Statistics Canada and reflect the balance of trade between Yukon and the rest of Canada, as well as total Yukon's total international trade. This publication is based on Statistics Canada data table 12-10-0101-01.



Exports

In 2021, \$6,152.6 million in goods and services were produced in Yukon, an increase of \$766.9 million (14.2%) compared to 2020 (\$5,385.7 million).

Of the 2021 production worth \$6,152.6 million, \$5,213.6 million (84.7%) was consumed in Yukon and \$939.0 million (15.3%) was exported.

Comparing 2021 to 2020, total exports (\$939.0 million) increased by \$168.5 million (21.9%): interprovincial exports increased by \$53.0 million (8.3%), and international exports increased by \$115.5 million (89.7%).

Major interprovincial export destinations in 2021 were: Ontario (65.6% of all Yukon interprovincial exports); British Columbia (12.5%); the Northwest Territories (9.5%) and Alberta (4.9%). The balance was exported to the rest of Canada (7.4%).

Comparing 2021 to 2020, the value of Yukon's interprovincial exports:

- to Ontario increased by \$32.0 million, or 7.5%;
- to British Columbia decreased by \$14.5 million, or 14.3%;
- to the Northwest Territories increased by \$29.5 million, or 81.0%;
- to Alberta decreased by \$1.8 million, or 5.0%; and
- to the rest of Canada increased by \$7.8 million, or 17.9%.



Production¹ of goods and services in Yukon

	2017	2018	2019	2020	2021
(millions of current dollars)					
Total production	4,760.0	5,105.6	5,206.7	5,385.7	6,152.6
Production consumed in Yukon	4,061.4	4,518.5	4,635.8	4,615.3	5,213.6

Export¹ of goods and services from Yukon

	2017	2018	2019	2020	2021
(millions of current dollars)					
Total exports	698.6	587.1	570.9	770.5	939.0
Interprovincial exports	489.6	420.3	469.2	641.6	694.7
To Ontario	208.1	195.1	224.6	423.9	455.9
To British Columbia	107.1	94.4	103.2	101.6	87.1
To Northwest Territories	67.6	27.0	26.0	36.5	66.0
To Alberta	47.3	46.0	52.0	36.0	34.2
To rest of Canada	59.5	57.7	63.5	43.6	51.5
International exports ²	209.0	166.9	101.6	128.9	244.4

Of the total interprovincial exports (\$694.7 million) in 2021:

- Gold and silver ores and concentrates accounted for 57.4% (\$389.5 million);
- Support services for mining and quarrying (except exploration) accounted for 8.1% (\$56.4 million); and
- Air passenger transportation services accounted for 5.3% (\$36.8 million).

Of the total international exports² (\$244.4 million) in 2021:

- Copper ores and concentrates accounted for 59.4% (\$145.2 million);
- Lead and zinc ores and concentrates accounted for 15.5% (\$37.9 million); and
- Road transportation services for specialized freight accounted for 6.6% (\$16.2 million).

In 2021, Yukon's mining sector accounted for 67.9% (\$638.1 million) of the total goods and services exported from the territory (\$939.0 million).

¹ At basic prices.

² Includes re-exports.

Imports

In 2021, Yukon consumed \$5,213.6 million, or 84.7%, of the total (\$6,152.6 million) goods and services produced in Yukon. An additional \$2,139.6 million in total imports was required to meet Yukon's total consumption needs of \$7,353.2 million in 2021.

Of the \$2,139.6 million in total imports in 2021, 65.7% were interprovincial imports (\$1,405.7 million) and 34.3% were international imports (\$733.9 million).

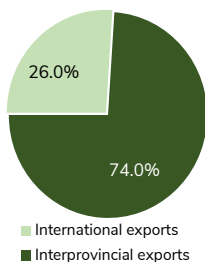
Compared to 2020, total imports in 2021 (\$2,139.6 million) increased by \$394.4 million, or 22.6%: interprovincial imports increased by \$263.5 million, or 23.1%, and international imports increased by \$131.0 million, or 21.7%.

Major interprovincial import partners to Yukon in 2021 were: British Columbia (35.6% of all Yukon interprovincial imports); Ontario (25.7%); Alberta (24.2%); and Quebec (7.2%). The balance was imported from the rest of Canada (7.3%).

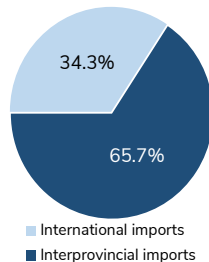
Comparing 2021 to 2020, the value of Yukon's interprovincial imports:

- from British Columbia increased by \$104.2 million, or 26.2%;
- from Ontario increased by \$62.5 million, or 20.9%;
- from Alberta increased by \$67.0 million, or 24.5%;
- from Quebec increased \$11.3 million, or 12.6%; and
- from the rest of Canada increased by \$18.4 million or 22.0%.

Yukon's exports¹, 2021



Yukon's imports¹, 2021



- In 2021, interprovincial exports accounted for 74.0% of total exports, while international exports (including re-exports) accounted for the remaining 26.0%.
- Interprovincial imports accounted for 65.7% of the total imports in 2021, while international imports made up the remaining 34.3%.

¹At basic prices.

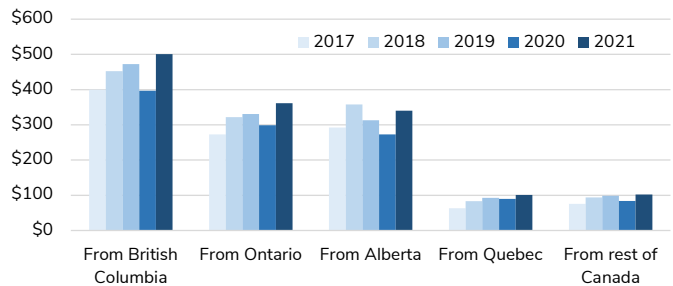
Consumption¹ of goods and services in Yukon

	2017	2018	2019	2020	2021
	(millions of current dollars)				
Total consumption in Yukon	5,751.7	6,499.3	6,549.7	6,360.4	7,353.2
Yukon production consumed in Yukon	4,061.4	4,518.5	4,635.8	4,615.3	5,213.6

Imports¹ of goods and services to Yukon

	2017	2018	2019	2020	2021
	(millions of current dollars)				
Total Imports	1,690.3	1,980.8	1,913.9	1,745.2	2,139.6
Interprovincial Imports	1,103.6	1,308.9	1,307.3	1,142.2	1,405.7
From British Columbia	400.0	452.5	472.2	396.9	501.1
From Ontario	273.0	321.7	330.8	299.0	361.6
From Alberta	292.5	357.8	313.1	273.0	340.1
From Quebec	62.9	83.4	92.4	89.6	100.9
From rest of Canada	75.2	93.6	98.8	83.7	102.1
International Imports	586.7	671.9	606.6	603.0	733.9

Major interprovincial import¹ partners to Yukon



Of the total interprovincial imports (\$1,405.7 million) in 2021:

- *Oil and gas and mineral exploration* accounted for 10.7% (150.9 million)
- *Architectural, engineering and related services* accounted for 8.9% (\$125.5 million); and
- *Diesel and biodiesel fuels* accounted for 3.5% (\$49.3 million).

Of the total international imports (\$733.9 million) in 2021:

- *Internet advertising* accounted for 3.2% (\$23.2 million);
- *Computers, computer peripherals and parts* accounted for 3.1% (\$22.7 million); and
- *Other communications equipment* accounted for 2.8% (\$20.3 million).

In 2021, of the total goods and services imported to Yukon (\$2,139.6 million), *mining-related goods and services* accounted for 8.3% (\$177.9 million).