



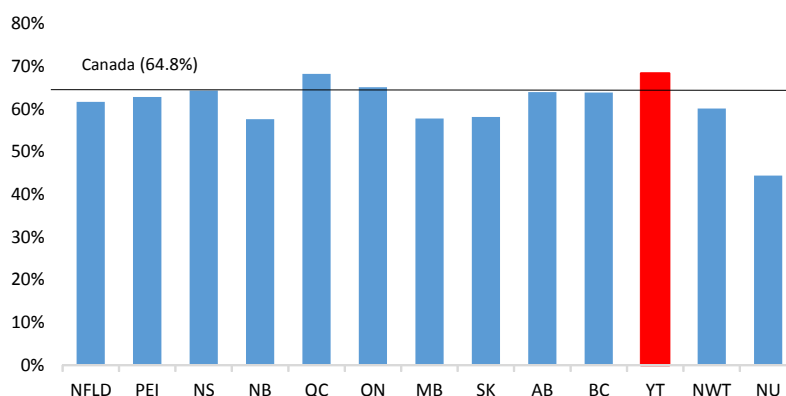
Highlights

- According to the 2016 Census, 68.3% of Yukoners aged 25 to 64 had a postsecondary qualification, the highest proportion in Canada.
- In 2016, women accounted for more than half (53.2%) of Yukoners aged 25 to 64 with a postsecondary qualification. Women held a higher share of university degrees at bachelors level and above, with the exceptions of degrees in medicine, dentistry, veterinary medicine or optometry (45.5%).
- Of Yukoners, aged 25 to 64 with a postsecondary qualification, the majority (83.8%) studied inside Canada, while the balance (16.2%) studied outside of Canada.
- Of the Yukon population aged 25 to 64, that self-identified as aboriginal, 23.4% had no formal education, 25.1% had high school diploma or the equivalent; 13.1% had an Apprenticeship or trades certificate or diploma; 25.3% had a College, CEGEP or other non-university education; and 13.0% had a University certificate, diploma or degree.

Educational Attainment

- According to the 2016 Census, 68.3% of Yukoners aged 25 to 64 had a postsecondary qualification, the highest proportion in Canada.
- Conversely, 10.7% of Yukoners aged 25 to 64 had less than a high school education; the third-lowest in Canada behind only British Columbia (9.6%) and Ontario (10.4%).
- There were 4,400 Yukoners (20.9%) aged 25 to 64 years that had a high school education or equivalent.

Postsecondary Education, Canada, Provinces and Territories, 2016



- Of the 14,375 Yukoners aged 25 to 64 with a postsecondary qualification:
 - 16.7% had an apprenticeship or trades certificate or diploma;
 - 34.6% had a college, CEGEP or other non-university certificate or diploma;
 - 4.6% had a university certificate or diploma below the bachelor level; and
 - 44.1% had a university degree at the bachelor level or above.
- Of the 6,340 Yukoners aged 25 to 64 with a university degree at the bachelor level or above, the majority had a bachelor's degree (66.1%), while the others had a degree or diploma above a bachelor level.
- There were 2,395 Yukoners with education in trades, of those 1,515 or 63.3% were a certified apprentice or certified tradesperson.

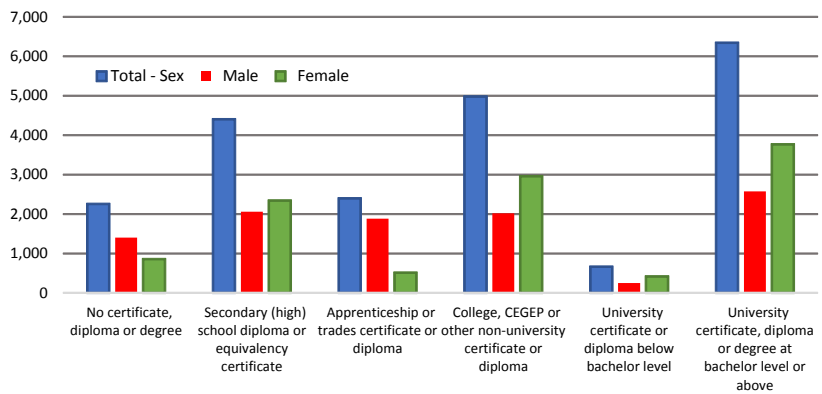
Other Census Information

- 2016 Census Topic: Education: <http://www12.statcan.gc.ca/census-recensement/2016/rt-td/edu-sco-eng.cfm>
- Statistics Canada's Census Profile of Yukon, including Whitehorse and other census subdivisions: <http://bit.ly/2kcQWuC>
- GeoSearch - an interactive tool which helps locate and relate census data to geographic areas: <http://bit.ly/2lB2eXd>
- Focus on Geography Series, 2016: <http://bit.ly/2mdoCWO>

Educational Attainment by Sex, Aged 25 to 64 years

- In 2016, women accounted for more than half (53.2%) of Yukoners aged 25 to 64 with a postsecondary qualification. Women held a higher share of university degrees at bachelors level or above, with the exceptions of degrees in medicine, dentistry, veterinary medicine or optometry (45.5%).
- However, a far greater proportion of Yukon men (78.5%) held an apprenticeship or trades certificates or diploma than did women (21.5%).
- Yukoners with the highest educational attainment were those in the 35 to 44 age group, while those with the lowest educational attainment were aged 55 to 64 years. In 2016, 36.9% of 35- to 44 years in Yukon had a bachelor's degree or higher, compared to 24.6% of those in the 55 to 64 age group. Of those who had not completed high school, 13.6% were 55 to 64 years, while only 7.2% were 35 to 44.

Highest Level of Educational Attainment by Sex, 25 to 64 years, Yukon, 2016



Top Five Major Fields of Study by Sex, 25 to 64 years, 2016

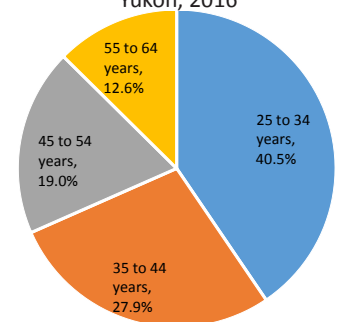
	Canada		Yukon	
		Rank		Rank
Male	5,821,435		6,730	
Architecture, engineering, and related technologies	39.0%	1	37.5%	1
Business, management and public administration	17.2%	2	11.1%	2
Personal, protective and transportation services	6.7%	4	9.3%	3
Social and behavioural sciences and law	7.8%	3	9.2%	4
Health and related fields	5.9%	6	6.5%	5
Female	6,445,575		7,650	
Business, management and public administration	26.3%	1	26.1%	1
Health and related fields	21.8%	2	18.3%	2
Social and behavioural sciences and law	15.0%	3	16.0%	3
Education	8.8%	4	11.3%	4
Personal, protective and transportation services	5.9%	6	5.4%	5

- Of the 14,370 Yukoners aged 25 to 64 with a postsecondary qualification, males were most likely to have studied Architecture, engineering and related technologies, while females were more likely to have studied Business, management and public administration.
- The top 5 major fields of study accounted for 73.6% of males and 77.2% of females in Yukon who had a postsecondary education in 2016.

School Attendance & Location of Study, 25 to 64 years

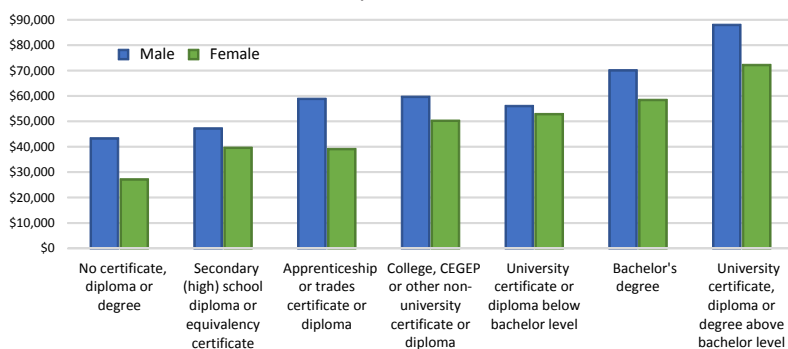
- Of Yukoners, aged 25 to 64 with a postsecondary qualification, the majority (83.8%) studied inside Canada, while the balance (16.2%) studied outside of Canada.
- Of the 12,045 Yukoners with a postsecondary qualification who studied in Canada:
 - 3,120 people, or 25.9%, studied in Yukon;
 - the remaining 8,925, or 74.1%, studied in a province or territory different than Yukon.
- Of the 2,335 Yukoners with a postsecondary qualification who studied outside of Canada, the most common locations of study were:
 - The Philippines (23.3%);
 - The United States (19.7%); and
 - Germany (11.1%).
- According to the 2016 Census, 2,025, or 9.6%, of Yukoners aged 25 to 64 were attending schools between September 2015 and May 2016. Of those:
 - 76.8% already had a postsecondary certificate, diploma or degree;
 - 16.0% had a high school diploma; and
 - 7.1% had no certificate, diploma or degree.
- The majority (61.0%) of those who were attending schools were female, while 39.0% were male.
- Of women aged 25 to 64 years living in Yukon, 11.4% were attending schools between September 2015 and May 2016. By contrast, only 7.8% of men in the same age group were in schools.

Attendance at School by Age Groups, Yukon, 2016



Employment by Educational Attainment

Median Employment Income by Highest Level of Educational Attainment, 25 to 64 years, Yukon, 2016



- Generally, the higher level of education Yukoner's (aged 25 to 64 years) had attained, the higher median employment income.
- In Yukon, of those who had employment income aged 25 to 64 years with no certificate, diploma, or degree had a median income of \$38,788; while those with a University certificate, diploma, or degree above bachelor level had a median income of \$80,014 - a difference of \$41,226.
- At all educational attainment levels, Yukon males made more than females. The largest

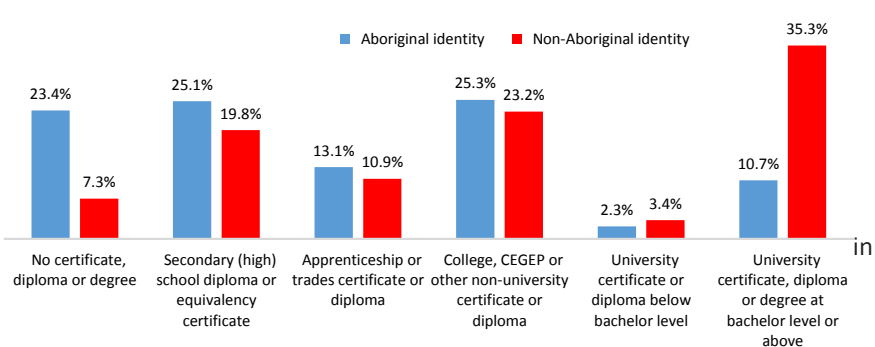
gender gap was among those who had an apprenticeship or trades certificates. The median employment income for males with this level of education was \$58,851; which was \$19,808 more than females with the same educational attainment (\$39,043).

- Overall, in the 25 to 64 age group in Yukon, the gap in the employment rate between those with a postsecondary certificate, diploma or degree (84.2%) and those with a high school diploma (76.5%) was 7.7 percentage points; the third lowest in the country, behind Alberta and Saskatchewan with gaps of 6.8 and 7.4 percentage points, respectively. Nationally, the gap between those with postsecondary certificate, diploma or degree (80.7%) and those with a high school diploma (70.7%) was 10.0 percentage points.
- By level of education, the unemployment rates in Yukon were relatively high among those aged 25 to 64 who had no education (24.6% unemployment); followed by those with a trades certificate or diploma other than a Certification of Apprenticeship or Qualification(14.1%). The unemployment rate was 0.0% for those who had a degree in medicine, dentistry, veterinary medicine or optometry or an earned doctorate.

Educational Attainment, by Aboriginal Identity, 25 to 64 years

- Of the 4,400 self-identified Yukon Aboriginals aged 25 to 64 years, 51.5%, or 2,265, had a postsecondary education.
- Of the Yukon population aged 25 to 64, that self-identified as aboriginal, 23.4% had no formal education, 25.1% had high school diploma or the equivalent; 13.1% had an Apprenticeship or trades certificate or diploma; 25.3% had a College, CEGEP or other non-university education; and 13.0% had a University certificate, diploma or degree.

Educational Attainment by Aboriginal Identity, Yukon, 2016



- The proportion of Yukon self-identified Aboriginals that had no certificate diploma or degree (23.4%) was 2.2 percentage points below the national average (25.6%).
- Compared to non-aboriginal Yukoner's, those that self-identified as aboriginal were more likely to have a postsecondary education the trades or College; 13.1% and 25.3% of self-identified Aboriginals compared to 10.9% and 23.2% of non-aboriginal Yukoners respectively.
- Non-aboriginal Yukoner's (35.3%) were more likely to have a university certificate, diploma, or degree at a bachelor level or above than Aboriginal Yukoners(10.7%).
- Of the 2,265 self-identified Yukon Aboriginals that had a postsecondary education, the most common field of study was in *Business, management, and public administration* (22.1% or 500 people); followed by *Architecture, engineering, and related technologies* (21.9%, or 495 people); and *Personal, protective and transportation services* (15.2%, or 345 people).

About the 2016 Census

Every five years, Statistics Canada conducts a census of every person in Canada. The information collected is the primary source of comparable, reliable, demographic data in Canada; it is used by governments, businesses, associations, and many others in decision-making processes that affect everyone.

All figures presented in this publication were subjected to a confidentiality procedure known as random rounding. This procedure provides strong protection against disclosure without adding significant error to the census data. Under this method, all figures, including totals, are randomly rounded either up or down to a multiple of 5. Totals and individual values are randomly rounded independently, meaning that some differences between the displayed total and the sum of the rounded data may exist in various tabulations, and minor differences can occasionally be expected between tabulations. Similarly, percentages, which are calculated based on rounded figures, may not add to 100%. Users should be aware of possible data distortions when aggregating rounded data.

Users are cautioned to consult the reference materials provided by Statistics Canada to ensure appropriate use and analyses of Census data. For more information see the 2016 Census Dictionary: <http://www12.statcan.gc.ca/census-re-censement/2016/ref/dict/index-eng.cfm>

Concepts and Definitions

Attendance at school: refers to whether a person attended, either full-time or part-time, any accredited educational institution or program during all or part of a specified reference period. The person may have attended more than one educational institution or have been enrolled in more than one program. This variable collects information on school attendance at any time during the nine-month period between September 2015 and May 10, 2016.

Major field of study: refers to the discipline or area of learning or training associated with a particular course or program of study. This variable refers to the predominant discipline or area of learning or training of a person's highest completed postsecondary certificate, diploma or degree, classified according to the Classification of Instructional Programs (CIP) Canada 2016.

Highest certificate, diploma or degree: refers to the highest level of education that a person has successfully completed and is derived from the educational qualifications questions, which asked for all certificates, diplomas and degrees to be reported.