



# HUNTER EFFORT SURVEY 2014

---

## *MOOSE*

Findings and summary report of the 2014 Hunter Effort Survey for moose seal holders.



# 2014 HUNTER EFFORT SURVEY

## MOOSE SEAL HOLDERS

---

### EXECUTIVE SUMMARY

The 2014 Hunter Effort Survey for moose gathered information from moose seal holders<sup>1</sup> following the close of the 2014 moose hunting season. The survey collected details on hunter effort, such as motivations for moose hunting, modes of transportation used, size of hunting party, length of trips, and location of hunting areas.

The majority of the 1,743 respondents were male (88%), and over 70% of respondents were between 31 and 64 years of age. Approximately two thirds of respondents lived in Whitehorse.

The majority of respondents (85%) said they actively plan moose hunts. The remaining 15% said they do not typically plan hunts, but are prepared to harvest an animal should the opportunity arise. Amongst respondents who plan moose hunts, 30% did not make a hunting trip in 2014, 39% made one trip, and 31% said they made two or more trips. September was the most popular month for moose hunting, and zones 8 and 10 were the most frequented. Most respondents (92%) said they hunted moose for food, while less than 1% said they hunted to get a trophy. Overall, of respondents who went hunting in 2014, 23% reported harvesting a moose.

A question was included to determine what kind of impact harvesting a bison in the past 5 years had on moose hunting effort. Amongst respondents who hunted bison in the past 5 years, 48% felt it had no effect on their moose hunting, while 33% felt it reduced their moose hunting effort.

Most hunters (83%) said they were very or somewhat satisfied with mandatory reporting in Yukon, and 87% were very or somewhat satisfied with their experiences dealing with Environment Yukon during the past year.

### METHODOLOGY

The questionnaire was developed by the Department of Environment. The Yukon Bureau of Statistics assisted in the questionnaire development process, and then designed and administered the survey, analyzed the data, and prepared this report.

A sample of 2,500 respondents was derived from a list of moose seal holders provided by Yukon Environment. The survey was conducted by mail-in questionnaire with follow-up telephone interviews for those respondents who did not return the questionnaire in the mail.

---

<sup>1</sup> A moose seal is a small paper tag used to record moose kill details including date, hunting zone, and sex.

Data cleaning was conducted to ready the dataset for analysis and consisted of correcting invalid data entries, ensuring consistent numerical formatting, and properly coding any open-ended responses to appropriate categories. Non-responses were not included in the question-by-question analysis.

A total of 1,743 (70%) surveys were completed (Table 1a).

**Table 1.a Survey Questionnaire Results**

<b>Code</b>	<b>Description</b>	
02	Incorrect phone number	38
03	Non-working number	204
05	Fax Machine	1
11	No Contact / No Answer	102
13	Answering Machine or Message Number Only	178
20	Absent for Duration	62
21	Interview requested in French	1
22	Language Barrier	4
30	Duplicate	1
31	Household member hangs up	3
56	Out of Scope	8
<b>70</b>	<b>Completed Survey</b>	<b>1,743</b>
71	Partially Completed	1
80	Refusal	140
90	Unusual / Special Circumstance [Handicapped]	14
	<b>Total Sample</b>	<b>2,500</b>
	Refusal Rate	5.6%

The refusal rate for the Hunter Effort survey was 5.6%. Reasons given for out of scope, special circumstances and refusals are detailed in Table 1b.

**Table 1.b Out of Scope, Special Circumstances and Refusals**

**Out of Scope** - 8 responses

- 2 Claims to not have purchased any moose seals in 2014
- 6 Moved out of the Yukon

**Unusual / Special Circumstances** - 14 responses

- 7 Hearing Problems
- 3 Deceased
- 3 Medical
- 1 Stated Conflict of Interest

**Refusal** - 140 responses

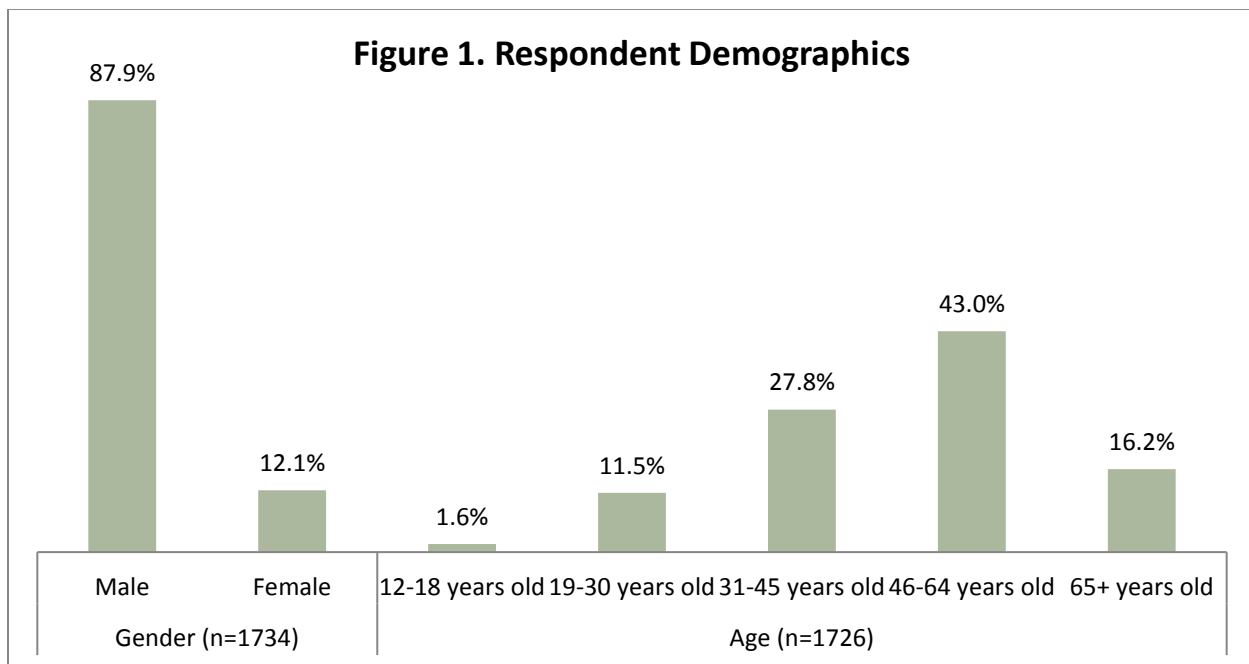
- 44 Not Interested / Willing to Participate
- 10 It's not mandatory
- 8 Doesn't do any surveys
- 28 Too busy / No time

- 2 Didn't hunt moose so no need to do the survey
- 1 Thinks the survey is too in-depth, long, confusing and frustrating
- 3 Doesn't give information over the telephone
- 3 Not willing to give out any information
- 5 Feels the survey is a waste of time and money
- 2 Upset Environment Yukon released their name and phone number
- 34 Insisted they would/have mailed the survey, refused to do over the phone

## HUNTER DEMOGRAPHICS

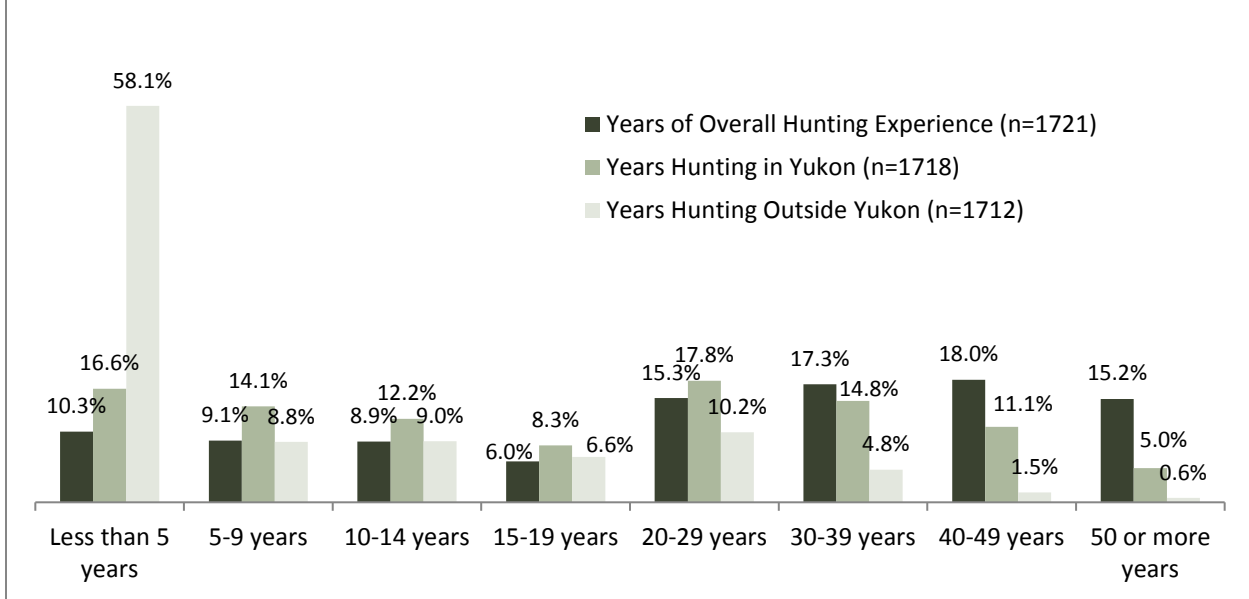
The survey collected basic demographic information including gender, age, and years of hunting experience from the respondents.

Eighty-eight percent of the respondents were male. The majority of the respondents (43%) were in the 46-64 years age group followed by 28% in the 31-45 years age group. Just 14% of the respondents were 30 years of age or younger (Figure 1). Sixty-five percent of the respondents indicated they lived in Whitehorse as of November 15, 2014.



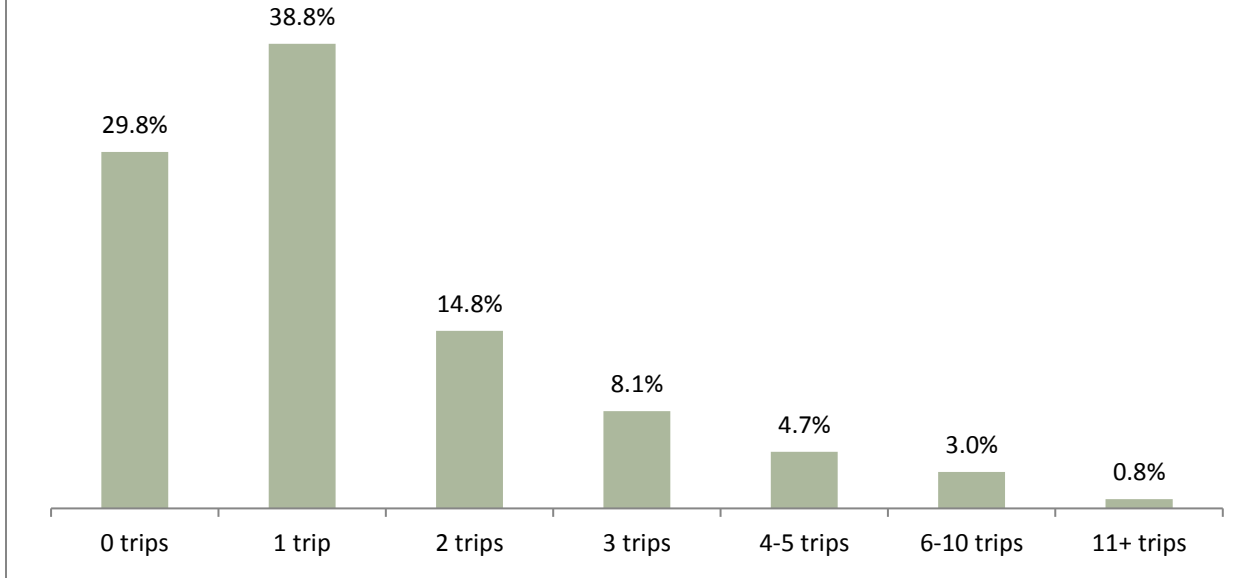
When asked about years of overall hunting experience, 66% of the respondents said they had hunted for at least twenty years, 15% had hunted for 10-19 years, while 19% had hunted for less than ten years. Regarding years of hunting in Yukon, nearly half (49%) of the respondents said they had hunted in Yukon for at least twenty years, 20% had hunted for 10-19 years, while 31% had hunted for less than ten years. The majority of the respondents (58%) said they had less than 5 years hunting experience outside of Yukon (Figure 2).

**Figure 2. Years of Hunting - Overall, In Yukon and Outside Yukon**



The responding hunters made a total of 1,418 hunting trips for moose. When asked about the frequency of moose hunting trips, 30% of the respondents said they did not go on a trip in 2014. Thirty-nine percent said they went on only one trip, 15% went on two trips, and 16% said they went on 3 or more trips (Figure 3).

**Figure 3. 2014 Moose Hunting Trip Frequency (n=1418)**

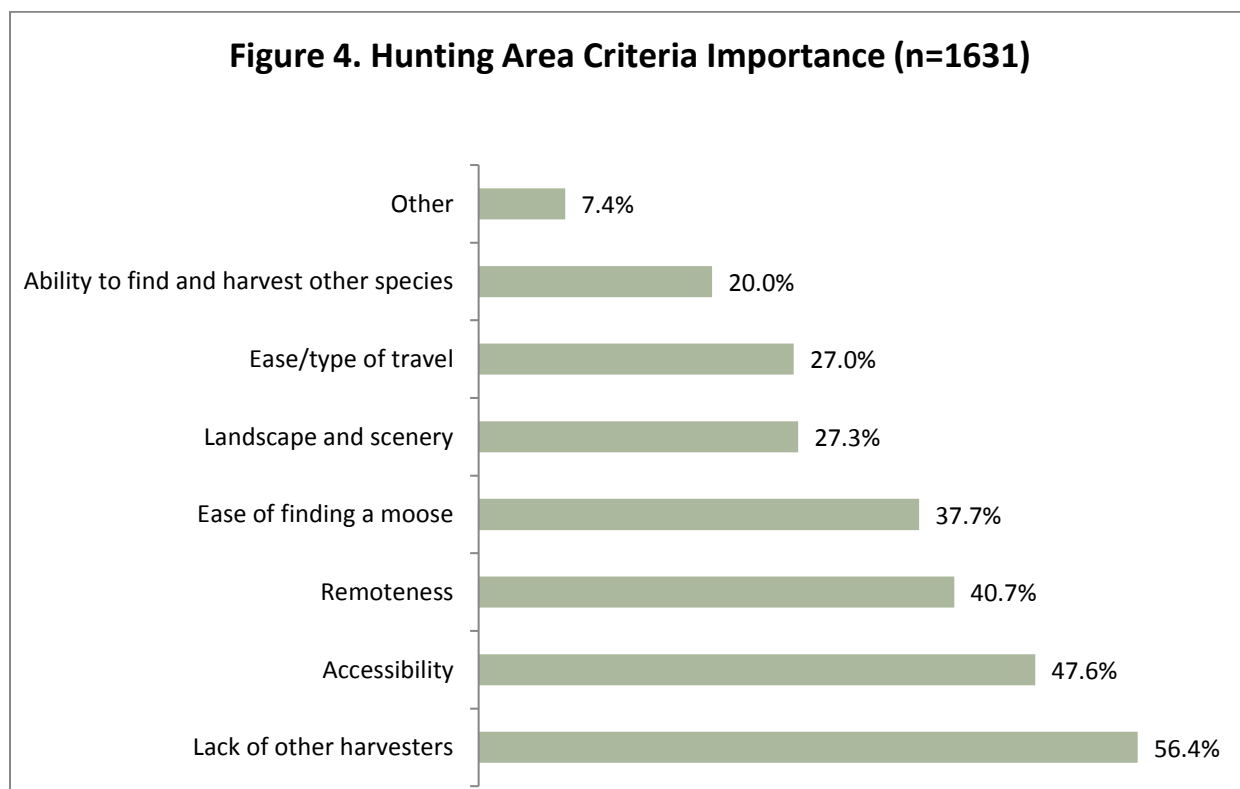


## MOOSE HUNTING EFFORT

There were 1,743 moose seal holders in 2014 who responded to the survey. Opportunistic hunting, such as keeping a rifle in vehicle during hunting season and using it when a moose is sighted, was indicated by 15% of the responding hunters. Of the 1,617 hunters who responded to the question on the purpose of hunting moose, 92% said that the main reason was for food, 5% said the reason was for both food and trophy equally, and 3% had other reasons for hunting moose. Less than 1% said the reason was to gain a trophy.

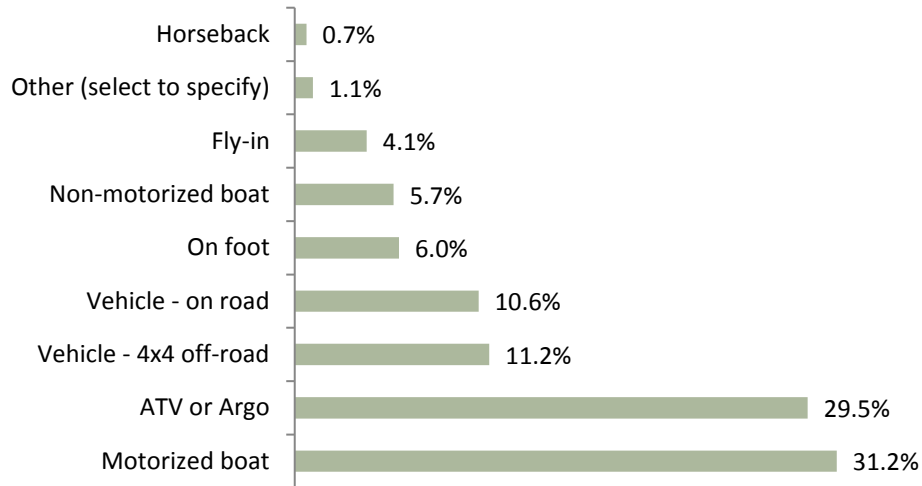
When hunting for moose, 23% of the 1,580 respondents generally hunted in the same area each year; 44% mostly hunted in the same area but occasionally hunted somewhere different; and 32% hunted in a different area each year.

The responding hunters identified a range of aspects they considered important when selecting an area to hunt moose, including lack of other harvesters in the area (56%), accessibility (48%), remoteness (41%), ease of finding a moose (38%), and the ability to find other wildlife species (20%), (Figure 4).



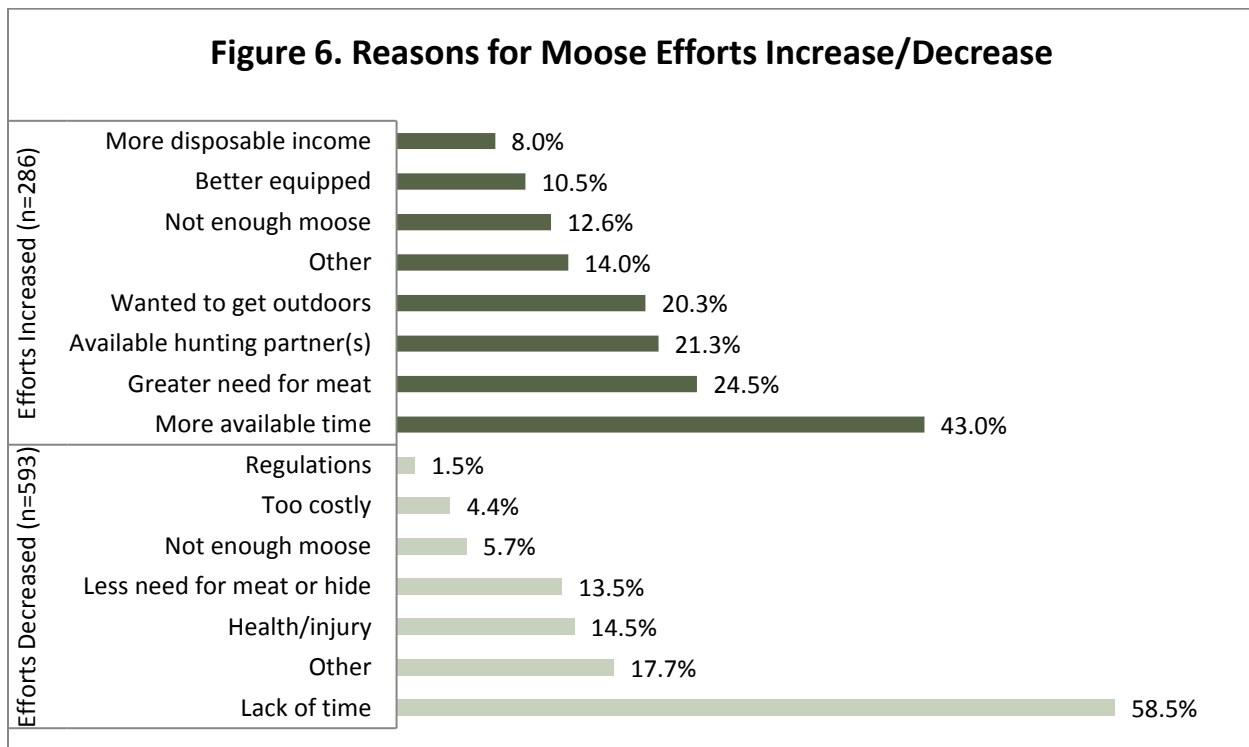
The three most frequently used modes of transportation in moose hunting trips were motorized boat (31%), ATV or Argo (29%), 4x4 off-road vehicle (11%), and on-road vehicle (11%) (Figure 5).

**Figure 5. Moose Hunting Modes of Transportation  
(n=1617)**

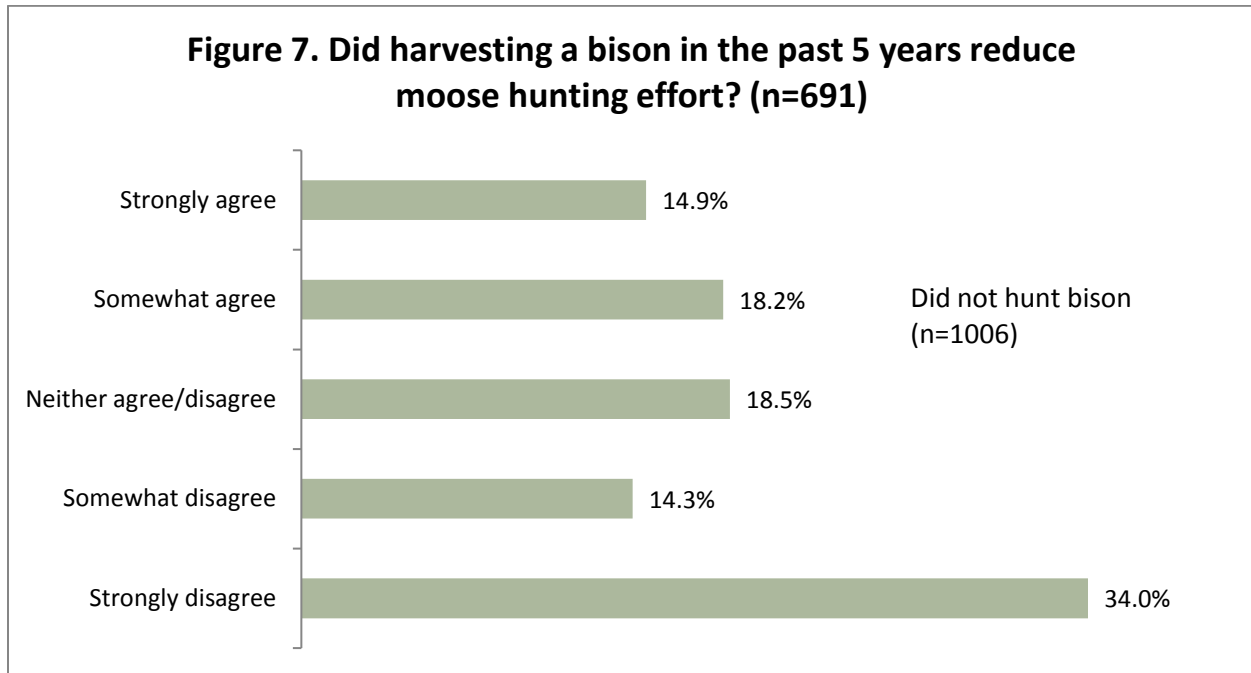


Compared to the last time respondents held a moose seal, hunting efforts in 2014 stayed the same for 51% of the 1,581 respondents, decreased for 34%, and increased for 14%. The main reasons given for the decrease in efforts included lack of time (59%), other reasons (18%) such as being too busy to hunt, and health/injury (15%). The main reasons given for the increase were that hunters had more available time (43%), greater need for meat (24%), and availability of hunting partners (21%) (Figure 6).

**Figure 6. Reasons for Moose Efforts Increase/Decrease**



Respondents were asked whether they felt harvesting a bison in the last 5 years had reduced their moose hunting effort in the following year. Amongst respondents who hunted bison in the past 5 years, 48% felt it had no effect on their moose hunting, while 33% felt it reduced their moose hunting effort (Figure 7).



When asked what species they hunted during the 2014 season, the most popular response was “moose and other species” (36%), followed by “moose only” (34%) and “did not hunt” (24%). The remaining 6% of respondents stated that they did not hunt moose in 2014, but hunted other species.

Eighty-four percent of respondents were either ‘very satisfied’ or ‘somewhat satisfied’ when asked how satisfied they were with how clearly the moose hunting rules were explained in the annual hunting regulations. Ten percent were neither satisfied nor dissatisfied, and 6% indicated ‘somewhat dissatisfied’ or ‘very dissatisfied’.

## MOST RECENT YUKON HUNTING TRIPS

Respondents were asked to provide information on their first, second, and third most recent moose hunting trips in Yukon. The following information was requested for each trip:

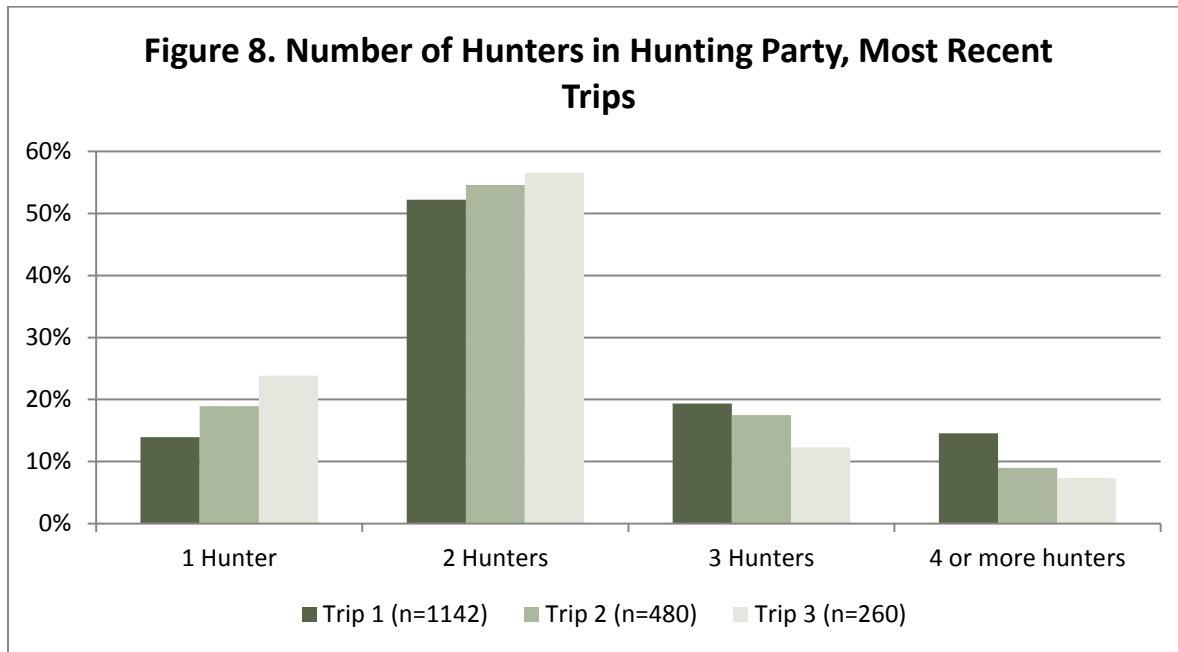
- Whether the trip was planned;
- The number of hunters in the party;
- The start date of the hunting trip;
- The number of days they hunted, and the total length of the trip, in days;
- The modes of transportation used;
- The Game Management Subzones (GMS) in which the hunt took place;
- Whether a moose was harvested on the trip, and if so, in what GMS and if the animal was shared amongst the hunting party;



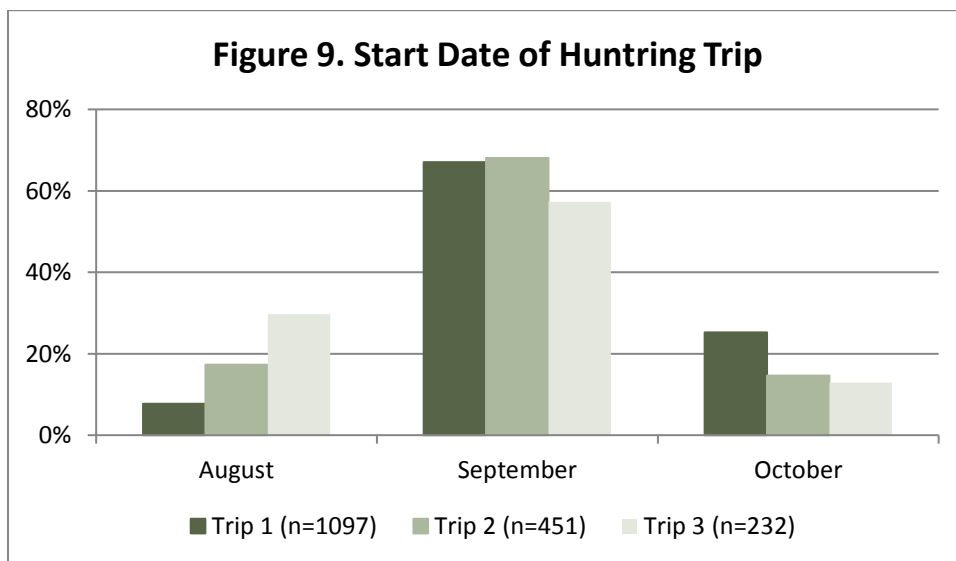
### Highlights of Three Most Recent Hunting Trips

There were 1,173 trips recorded for the most recent trip, 500 for the second most recent trip, and 274 for the third most recent trip. Nearly 68% of all trips were planned and 15% of all trips resulted in a harvest.

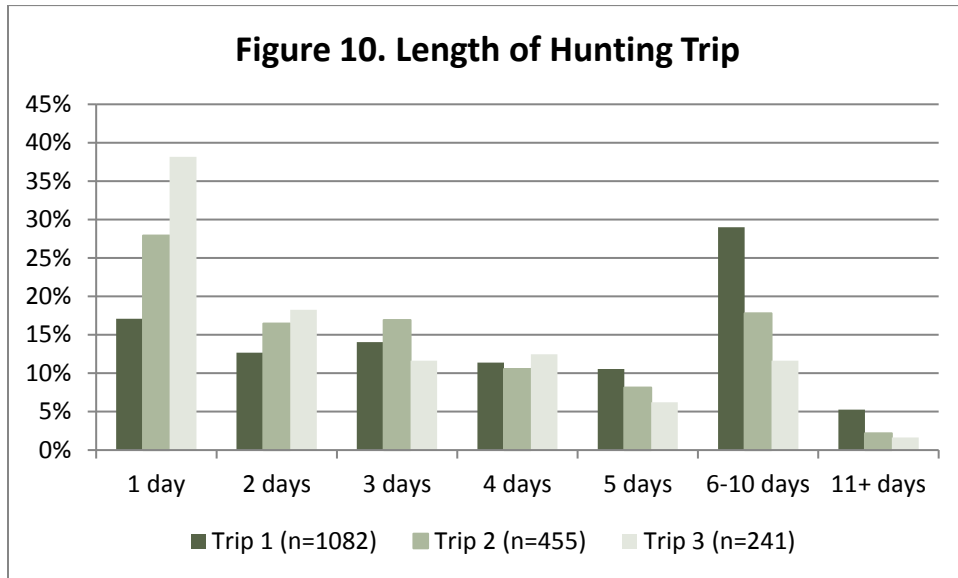
The most common number of hunters in a hunting party was two: 52% in the most recent trip, 55% in the second most recent trip, and 57% in the third most recent trip. The second most common number varied, depending on the recency of the trip. (Figure 8).



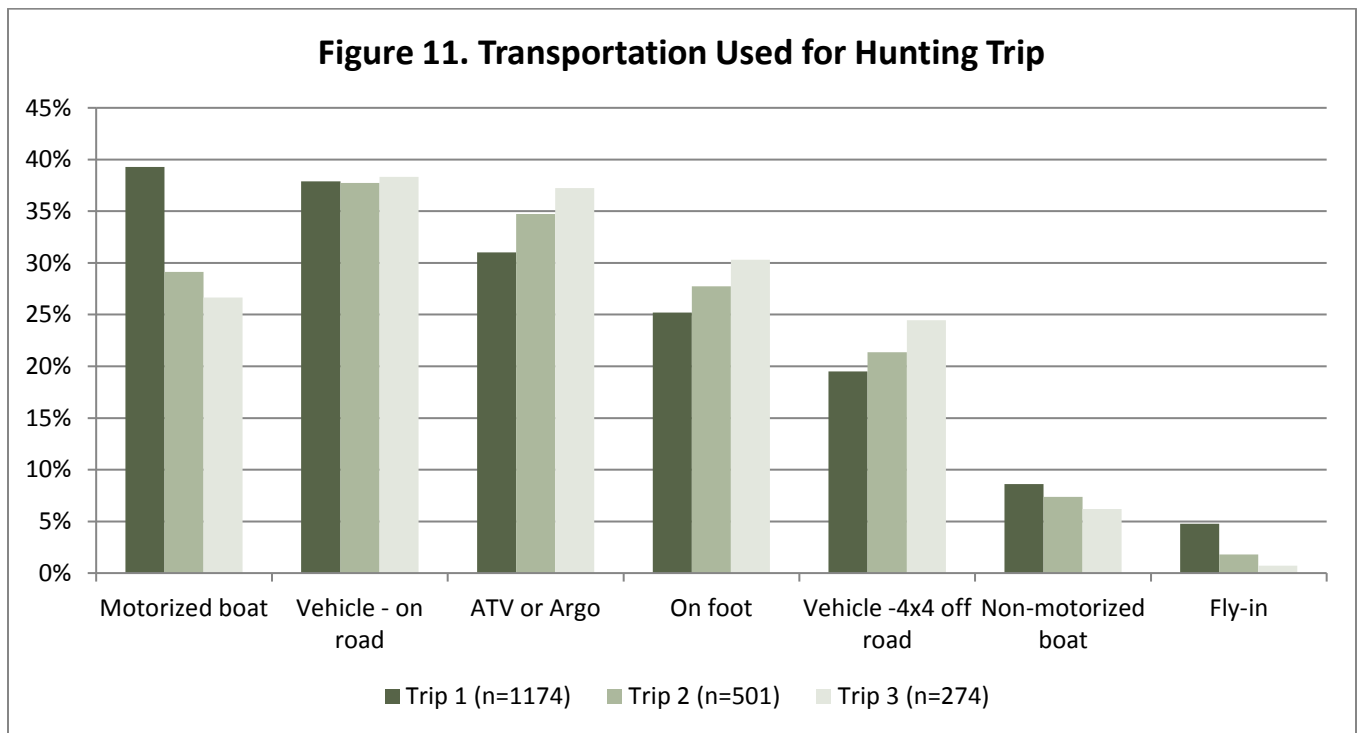
Overall, the start date for trips occurred most often in September (66%). The second most popular month for starting a trip was October (21%), followed by August (13%) (Figure 9).



Multi-day hunting trips occurred more frequently than single day trips. From all of the 3 most recent hunting trips, 23% lasted a single day, while 28% of trips lasted 6 or more days (Figure 10).

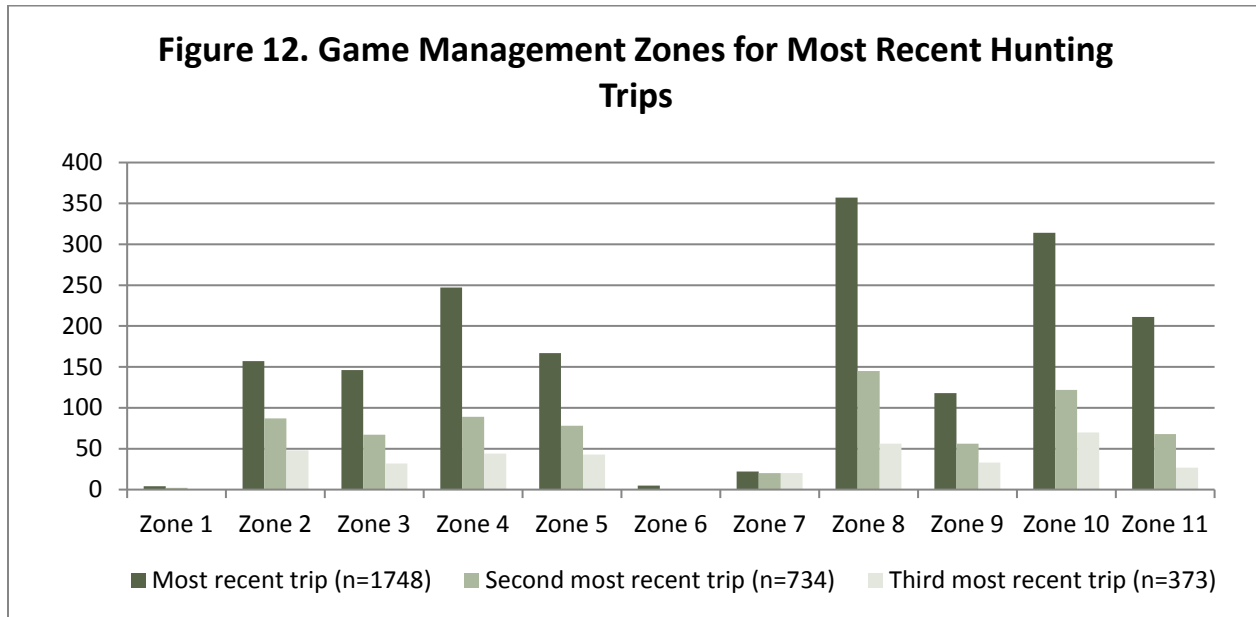


Most hunters used a variety of modes of transportation on hunting trips. Overall, respondents were most likely to travel by on-road vehicle, followed by motorized boat and ATV or Argo (Figure 11).

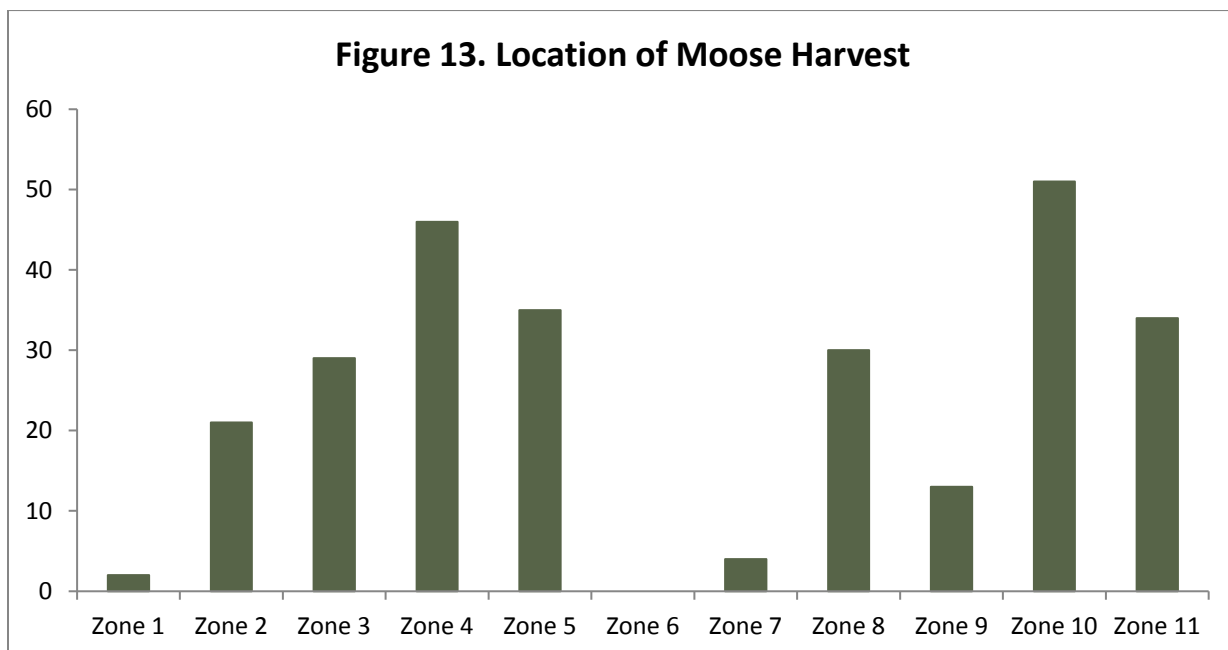


Respondents were asked which months they hunted in during 2014. September was the most popular month, with 66% of all hunting trips. October was the second most popular month totalling 21% of all trips, followed by

August with 13% of all hunting trips. Responding hunters were also asked which game management zones they hunted in during their 3 most recent hunting trips. Respondents were allowed to list up to five different zones for a single trip (Figure 12). Zones 8, 10, and 4 were most frequented by the respondents for their three most recent hunting trips.

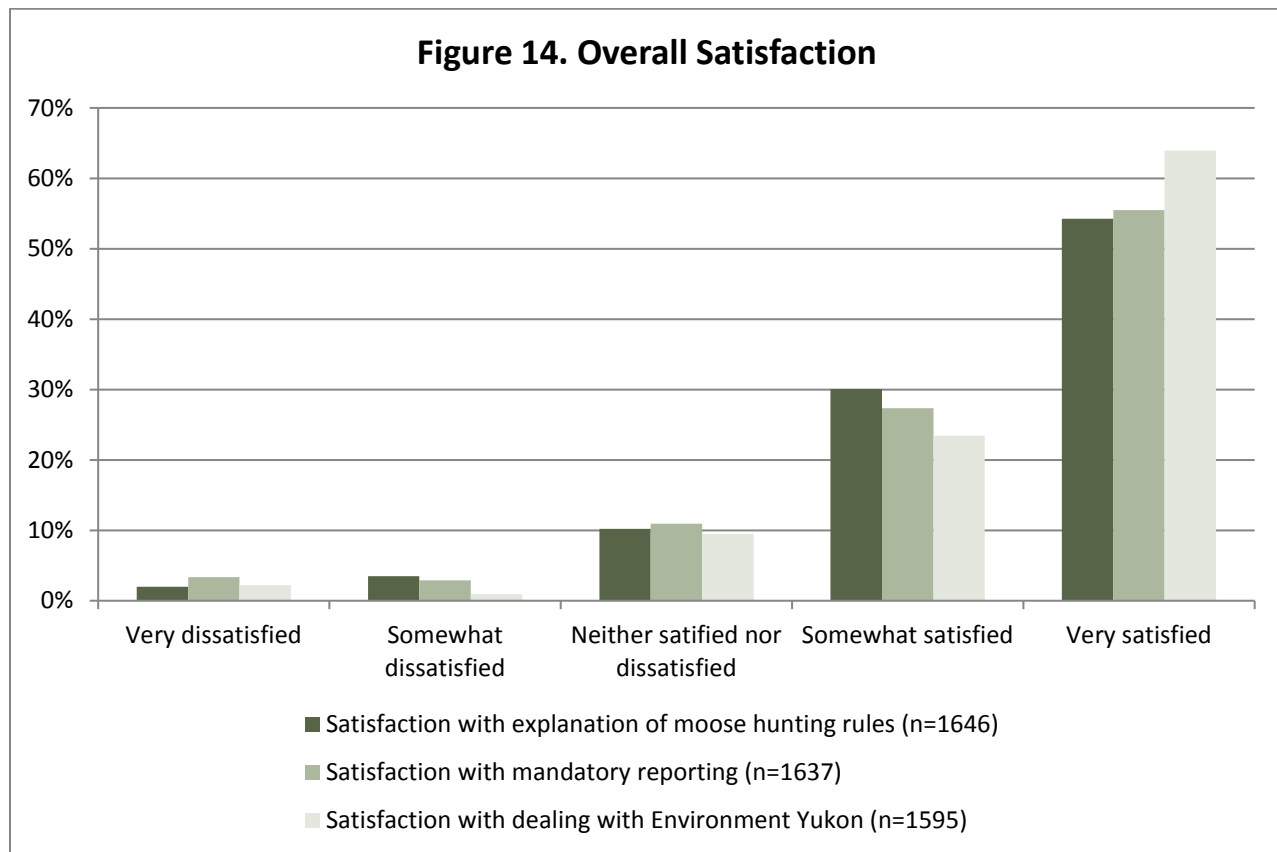


Responding hunters were also asked which zones they had harvested a moose in (Figure 13). The highest number of moose harvested (51) was in Zone 10, followed by 46 moose harvested in Zone 4, and 35 in Zone 5.



## HUNTER SATISFACTION

When asked about their overall hunting satisfaction, the vast majority of hunters were either 'very satisfied' or 'somewhat satisfied' with the moose hunting regulations (84%), mandatory reporting in Yukon (83%), and their experiences dealing with Environment Yukon (87%) (Figure 14).





## APPENDIX: QUESTIONNAIRE SUMMARY DATA



### Hunter Effort Survey

#### *Moose seal holders, 2014 Season*

As a moose seal holder in 2014, you have been selected to participate in this survey. Whether or not you actually hunted moose in 2014, the information you provide will help inform program planning in the Department of Environment. While the current harvest reporting system provides information about number of animals harvested, it does not provide information about hunting effort. For example, we know how many hunters obtained a big game seal, but do not know how many of those people went hunting or the amount of time people spent hunting.

Participation in this survey is voluntary; however, your response is very important to us. **Please fill out the survey even if you did not participate in hunting activities during the August 1 to October 31, 2014 season.** The survey should take about 10 minutes to complete.

The information is being collected by the Yukon Bureau of Statistics, and your individual responses will be shared with the Department of Environment for its internal use. Individual respondents will not be identified in any reports, and your responses will be combined with others for reporting purposes.

For more information about Game Management Subzones, please refer to the enclosed Game Management Subzone map, or go to the website at:

<http://www.environmentyukon.ca/maps/view/zoom/3/17/423/>

Questions? Phone Environment Yukon at 667-8407 or 1-800-661-0408 ext. 8407.

Survey results should be available online at [www.env.gov.yk.ca](http://www.env.gov.yk.ca) by fall of 2015.



## Part 1: Your Hunting Habits

**1.1** Some people may never plan a hunt, but carry a rifle in their vehicle throughout the hunting season if the opportunity arises to harvest an animal. Does this describe the way you *generally* hunt moose?

Yes **252 (15%)**     No **1463 (85%)**

If No, how many moose hunting trips did you make during the 2014 season?

0	<b>422,</b>	<b>(30%)</b>
1	<b>550,</b>	<b>(39%)</b>
2	<b>210,</b>	<b>(15%)</b>
3	<b>115,</b>	<b>(8%)</b>
4	<b>42,</b>	<b>(3%)</b>
5	<b>25,</b>	<b>(2%)</b>
6-10	<b>43,</b>	<b>(3%)</b>
11+	<b>11,</b>	<b>(1%)</b>

**1.2** We would like to know if bison hunting has resulted in moose being taken less often. Would you agree with the following statement: In the last 5 years, harvesting a bison reduced my moose hunting effort the following year? (Circle one)

Strongly disagree	Somewh at disagree	Neither agree nor disagree	Somewhat agree	Strongly agree	Did not hunt bison in last 5 years
1	2	3	4	5	<input type="checkbox"/>
<b>235 (14%)</b>	<b>99 (9%)</b>	<b>128 (8%)</b>	<b>126 (7%)</b>	<b>103 (6%)</b>	<b>1006 (59%)</b>

**1.3** Which species did you spend time hunting during the 2014 season?

Moose only **584 (34%)**

Moose and other species **617 (36%)**

Other species only **107 (6%)**

Did not hunt **408 (24%)**

**(If you did not hunt moose during the 2014 season, please proceed to Part 2)**



1.4 As best as you can, indicate the number of days that you hunted for moose in the following Game Management Zones in 2014. Please count each partial day as 1 full day.

	Game Management Zone (refer to map)									
	1	2	3	4	5	7	8	9	10	11
	N/A	(n=151)	(n=138)	(n=266)	(n=227)	(n=48)	(n=355)	(n=146)	(n=329)	(n=185)
August	.	26 (17%)	11 (8%)	38 (14%)	50 (22%)	13 (27%)	65 (18%)	26 (18%)	62 (19%)	35 (19%)
September	.	94 (62%)	95 (69%)	181 (68%)	110 (48%)	22 (46%)	195 (55%)	77 (53%)	184 (56%)	110 (59%)
October	.	29 (19%)	29 (21%)	43 (16%)	62 (27%)	6 (13%)	87 (25%)	34 (23%)	73 (22%)	29 (16%)

Hunted in August: Yes **326 (38%)** No **1032 (62%)**  
 Hunted in September: Yes **1068 (74%)** No **377 (26%)**  
 Hunted in October: Yes **392 (29%)** No **972 (71%)**

## Part 2: How you hunt for moose

Please fill in this part **even if you did not go hunting for moose** during the 2014 season.

If you have **NEVER** hunted moose, please proceed to **Part 4**.

2.1 When you hunt for moose, do you generally go to:

- The same area each year **370 (23%)**
- Same area, but will occasionally hunt somewhere different **702 (44%)**
- Different area each year **508 (32%)**

2.2 When you hunt for moose what type of hunting transport do you most frequently use? (Check one only):

- Fly-in **67 (4%)**
- Motorized boat **504 (31%)**
- ATV or Argo **477 (29%)**
- Non-motorized boat **92 (6%)**
- Vehicle - on road **171 (11%)**
- On foot **97 (6%)**
- Vehicle - 4x4 off-road **181 (11%)**
- Horseback **11 (1%)**
- Other **17 (1%)**



**2.3** Which of the following are important to you when selecting an area to hunt moose? (Check all that apply):

- Accessibility **777 (48%)**
- Ease/type of travel **440 (27%)**
- Lack of other harvesters **920 (56%)**
- Remoteness **664 (41%)**
- Ease of finding a moose **615 (38%)**
- Landscape scenery **446 (27%)**
- Ability to find and harvest other species **326 (20%)**
- Other: **121 (7%)**

**2.4** What is your primary purpose for hunting moose?

- Food **1490 (92%)**
- Trophy **3 (0%)**
- Food & Trophy Equally **78 (5%)**
- Other **46 (3%)**

**2.5** Compared to the last time you held a moose seal, did your 2014 moose hunting effort:

- Increase**  
**229 (14%)**
- Decrease**  
**538 (34%)**
- Stay the same**  
**814 (51%)**



Why did your effort increase:  
(check all that apply)

- More available time **123 (43%)**
- More disposable income **23 (8%)**
- Available hunting partner(s) **61 (21%)**
- Better equipped **30 (10%)**
- Wanted to get outdoors **58 (20%)**
- Not enough moose **36 (13%)**
- Greater need for meat **70 (24%)**
- Other **40 (14%)**



Why did your effort decrease:  
(check all that apply)

- Lack of time **347 (59%)**
- Too costly **26 (4%)**
- Health/injury **86 (15%)**
- Regulations **9 (2%)**
- Not enough moose **34 (6%)**
- Less need for meat **80 (13%)**
- Other **96 (16%)**

**2.6** Did you harvest a moose during the 2014 hunting season?

- Yes **288 (23%)**
- No **950 (77%)**
- Did not hunt in 2014 **386**

**(If you did not hunt moose during the 2014 season, please proceed to Part 4)**





## Part 3: Most Recent Yukon Hunting Trips

Hunting Effort for your **3 most recent moose hunting trips** of the 2014 Hunting Season, August to October. *Please consider each partial day of hunting as one whole day, and any partial day trips (e.g. an afternoon hunt or carrying a gun when traveling the highway in case the opportunity to take an animal arises) as a single hunting trip.*

	<b>Example</b>	<b>Most Recent Trip</b>	<b>2<sup>nd</sup> Most Recent Trip</b>	<b>3<sup>rd</sup> Most Recent Trip</b>
Was this a <b>Planned</b> hunting trip?	<input checked="" type="checkbox"/> Yes <input type="checkbox"/> No	<input type="checkbox"/> Yes <b>1174 (97%)</b> <input type="checkbox"/> No <b>42 (3%)</b>	<input type="checkbox"/> Yes <b>500 (43%)</b> <input type="checkbox"/> No <b>658 (57%)</b>	<input type="checkbox"/> Yes <b>274 (55%)</b> <input type="checkbox"/> No <b>224 (45%)</b>
<b>How many hunters were in the hunting party?</b>  (including yourself)	4	1: <b>159 (14%)</b> 2: <b>596 (52%)</b> 3: <b>221 (19%)</b> 4-6: <b>151 (13%)</b> 7+: <b>15 (1%)</b>	1: <b>91 (19%)</b> 2: <b>262 (55%)</b> 3: <b>84 (18%)</b> 4-6: <b>39 (8%)</b> 7+: <b>4 (1%)</b>	1: <b>62 (24%)</b> 2: <b>147 (57%)</b> 3: <b>32 (12%)</b> 4-6: <b>19 (7%)</b> 7+: <b>0 (0%)</b>
<b>Start date of Hunting Trip</b>	<i>Sept. 5</i>	August: <b>85 (8%)</b> September: <b>735 (67%)</b> October: <b>277 (25%)</b>	August: <b>78 (17%)</b> September: <b>307 (68%)</b> October: <b>66 (15%)</b>	August: <b>69 (30%)</b> September: <b>133 (57%)</b> October: <b>30 (13%)</b>
<b>Number of Days You Hunted</b>	<i>3 days</i>	1: <b>204 (18%)</b> 2: <b>184 (17%)</b> 3: <b>157 (14%)</b> 4: <b>121 (11%)</b> 5: <b>126 (11%)</b> 6-10: <b>273 (25%)</b> 11+: <b>48 (4%)</b>	1: <b>133 (28%)</b> 2: <b>96 (21%)</b> 3: <b>68 (15%)</b> 4: <b>55 (12%)</b> 5: <b>34 (7%)</b> 6-10: <b>74 (16%)</b> 11+: <b>7 (1%)</b>	1: <b>99 (39%)</b> 2: <b>51 (20%)</b> 3: <b>30 (12%)</b> 4: <b>26 (10%)</b> 5: <b>18 (7%)</b> 6-10: <b>25 (10%)</b> 11+: <b>2 (1%)</b>
<b>Total Length of Trip</b>	<i>7 days</i>	1: <b>185 (17%)</b> 2: <b>137 (13%)</b> 3: <b>152 (14%)</b> 4: <b>123 (11%)</b> 5: <b>114 (11%)</b> 6-10: <b>314 (29%)</b> 11+: <b>57 (5%)</b>	1: <b>127 (28%)</b> 2: <b>75 (16%)</b> 3: <b>77 (17%)</b> 4: <b>48 (11%)</b> 5: <b>37 (8%)</b> 6-10: <b>81 (18%)</b> 11+: <b>10 (2%)</b>	1: <b>92 (38%)</b> 2: <b>44 (18%)</b> 3: <b>28 (12%)</b> 4: <b>30 (12%)</b> 5: <b>15 (6%)</b> 6-10: <b>28 (12%)</b> 11+: <b>4 (2%)</b>



<p><b>What types of transportation did you use on your hunting trip? (Check all that apply)</b></p>	<input type="checkbox"/> Fly-in <input checked="" type="checkbox"/> <b>ATV or Argo</b> <input type="checkbox"/> Vehicle (on road) <input type="checkbox"/> Vehicle (4x4 off road) <input type="checkbox"/> Motorized boat <input type="checkbox"/> Non-motorized boat <input type="checkbox"/> On Foot <input type="checkbox"/> Horseback <input type="checkbox"/> Other	<input type="checkbox"/> Fly-in <b>56 (5%)</b> <input type="checkbox"/> ATV or Argo <b>364 (31%)</b> <input type="checkbox"/> Vehicle (on road) <b>445 (38%)</b> <input type="checkbox"/> Vehicle (4x4 off road) <b>229 (20%)</b> <input type="checkbox"/> Motorized boat <b>461 (39%)</b> <input type="checkbox"/> Non-motorized Boat <b>101 (9%)</b> <input type="checkbox"/> On Foot <b>296 (25%)</b> <input type="checkbox"/> Horseback <b>3 (0%)</b> <input type="checkbox"/> Other <b>5 (0%)</b>	<input type="checkbox"/> Fly-in <b>9 (2%)</b> <input type="checkbox"/> ATV or Argo <b>174 (35%)</b> <input type="checkbox"/> Vehicle (on road) <b>189 (38%)</b> <input type="checkbox"/> Vehicle (4x4 off road) <b>107 (21%)</b> <input type="checkbox"/> Motorized boat <b>146 (29%)</b> <input type="checkbox"/> Non-motorized Boat <b>37 (7%)</b> <input type="checkbox"/> On Foot <b>139 (28%)</b> <input type="checkbox"/> Horseback <b>1 (0%)</b> <input type="checkbox"/> Other <b>3 (1%)</b>	<input type="checkbox"/> Fly-in <b>2 (1%)</b> <input type="checkbox"/> ATV or Argo <b>102 (37%)</b> <input type="checkbox"/> Vehicle (on road) <b>105 (38%)</b> <input type="checkbox"/> Vehicle (4x4 off road) <b>67 (24%)</b> <input type="checkbox"/> Motorized boat <b>73 (27%)</b> <input type="checkbox"/> Non-motorized Boat <b>17 (6%)</b> <input type="checkbox"/> On Foot <b>83 (30%)</b> <input type="checkbox"/> Horseback <b>0 (0%)</b> <input type="checkbox"/> Other <b>2 (1%)</b>
<p><b>In which Game Management Subzone (GMS) or Subzones did you hunt?</b>  (see enclosed map)</p>	<p><i>5-44 and 8-12</i></p>	<p>Zone 1: <b>4</b>          Zone 2: <b>157</b>          Zone 3: <b>146</b>          Zone 4: <b>247</b>          Zone 5: <b>167</b>          Zone 6: <b>5</b>          Zone 7: <b>22</b>          Zone 8: <b>357</b>          Zone 9: <b>118</b>          Zone 10: <b>314</b>          Zone 11: <b>211</b></p>	<p>Zone 1: <b>2</b>          Zone 2: <b>87</b>          Zone 3: <b>67</b>          Zone 4: <b>89</b>          Zone 5: <b>78</b>          Zone 6: <b>0</b>          Zone 7: <b>20</b>          Zone 8: <b>145</b>          Zone 9: <b>56</b>          Zone 10: <b>122</b>          Zone 11: <b>68</b></p>	<p>Zone 1: <b>0</b>          Zone 2: <b>48</b>          Zone 3: <b>32</b>          Zone 4: <b>44</b>          Zone 5: <b>43</b>          Zone 6: <b>0</b>          Zone 7: <b>20</b>          Zone 8: <b>56</b>          Zone 9: <b>33</b>          Zone 10: <b>70</b>          Zone 11: <b>27</b></p>
<p><b>Did you harvest a moose on this trip? If YES, In which Game Management Subzone (GMS)?</b></p>	<input checked="" type="checkbox"/> <b>YES</b>  GMS <u>5-44</u>  <input type="checkbox"/> <b>NO</b>	<input type="checkbox"/> <b>YES</b>  GMS _____  Zone 1: <b>2</b> Zone 2: <b>19</b> Zone 3: <b>26</b> Zone 4: <b>37</b> Zone 5: <b>32</b> Zone 6: <b>0</b> Zone 7: <b>3</b>	<input type="checkbox"/> <b>YES</b>  GMS _____  Zone 1: <b>0</b> Zone 2: <b>2</b> Zone 3: <b>1</b> Zone 4: <b>6</b> Zone 5: <b>3</b> Zone 6: <b>0</b> Zone 7: <b>0</b>	<input type="checkbox"/> <b>YES</b>  GMS _____  Zone 1: <b>0</b> Zone 2: <b>0</b> Zone 3: <b>2</b> Zone 4: <b>3</b> Zone 5: <b>0</b> Zone 6: <b>0</b> Zone 7: <b>1</b>



		<b>Zone 8: 28</b> <b>Zone 9: 11</b> <b>Zone 10: 46</b> <b>Zone 11: 29</b>  <input type="checkbox"/> NO	<b>Zone 8: 1</b> <b>Zone 9: 1</b> <b>Zone 10: 3</b> <b>Zone 11: 3</b>  <input type="checkbox"/> NO	<b>Zone 8: 1</b> <b>Zone 9: 1</b> <b>Zone 10: 2</b> <b>Zone 11: 2</b>  <input type="checkbox"/> NO
<b>If you harvested a moose on this trip, did you share the animal amongst the hunting party?</b>	<input checked="" type="checkbox"/> Yes <input type="checkbox"/> No <input type="checkbox"/> Hunted Alone	<input type="checkbox"/> Yes <b>210 (81%)</b> <input type="checkbox"/> No <b>17 (7%)</b> <input type="checkbox"/> Hunted Alone <b>32 (12%)</b>	<input type="checkbox"/> Yes <b>19 (83%)</b> <input type="checkbox"/> No <b>2 (9%)</b> <input type="checkbox"/> Hunted Alone <b>2 (9%)</b>	<input type="checkbox"/> Yes <b>11 (73%)</b> <input type="checkbox"/> No <b>1 (7%)</b> <input type="checkbox"/> Hunted Alone <b>3 (20%)</b>

## Part 4: Overall Satisfaction

**4.1** How satisfied are you with how clearly the moose hunting rules are explained in the annual hunting regulation summary? (Circle one):

Very Dissatisfied	Somewhat Dissatisfied	Neither Satisfied or Dissatisfied	Somewhat Satisfied	Very Satisfied	Don't Know	N/A
1	2	3	4	5	DK	N/A
<b>33 (2%)</b>	<b>57 (4%)</b>	<b>168 (10%)</b>	<b>495 (30%)</b>	<b>893 (54%)</b>		

If not satisfied (choice 1 or 2), why and what changes, if any, would you suggest?

Why: \_\_\_\_\_

What Changes: \_\_\_\_\_

**4.2** How satisfied overall are you with mandatory reporting in Yukon?

Very Dissatisfied	Somewhat Dissatisfied	Neither Satisfied or Dissatisfied	Somewhat Satisfied	Very Satisfied	Don't Know	N/A
1	2	3	4	5	DK	N/A
<b>55 (3%)</b>	<b>47 (3%)</b>	<b>179 (11%)</b>	<b>448 (27%)</b>	<b>908 (56%)</b>		



If not satisfied, (choice 1 or 2), why and what changes, if any, would you suggest?

Why: \_\_\_\_\_

What Changes: \_\_\_\_\_

4.3 How satisfied overall are you with your experiences dealing with Environment Yukon during the last year?

Very Dissatisfied	Somewhat Dissatisfied	Neither Satisfied or Dissatisfied	Somewhat Satisfied	Very Satisfied	Don't Know	N/A
1	2	3	4	5	DK	N/A
<b>35 (2%)</b>	<b>15 (1%)</b>	<b>151 (9%)</b>	<b>374 (23%)</b>	<b>1020 (64%)</b>		

If not satisfied, (choice 1 or 2), why and what changes, if any, would you suggest?

Why: \_\_\_\_\_

What Changes: \_\_\_\_\_

## Part 5: About you

*We would like to ask a few questions about you to help determine if there are connections between peoples' backgrounds and their harvest effort. Your individual responses will never be reported; they will be combined with others and you will not be personally identified.*

5.1 You are:

Male **1525 (88%)**

Female **209 (12%)**

5.2 What is your present age? \_\_\_\_\_ years

12-18: **27 (2%)**

19-30: **199 (12%)**

31-45: **479 (28%)**

46-64: **742 (43%)**

65+: **279 (16%)**



**5.3** How many years of overall hunting experience do you have, including moose and/or other species? \_\_\_\_\_ years

*Less than 5:*    **178 (10%)**  
5-9:            **156 (9%)**  
10-14:        **153 (9%)**  
15-19:        **103 (6%)**  
20-29:        **263 (15%)**  
30-39:        **298 (17%)**  
40-49:        **309 (18%)**  
50+:           **261 (15%)**

**5.4** How many of these years were:

**A.**    **In Yukon?** \_\_\_\_\_ years

*Less than 5:*    **286 (17%)**  
5-9:            **242 (14%)**  
10-14:        **210 (12%)**  
15-19:        **143 (8%)**  
20-29:        **306 (18%)**  
30-39:        **255 (15%)**  
40-49:        **190 (11%)**  
50+:           **86 (5%)**

**B.**    **Outside of Yukon?** \_\_\_\_\_ years

*Less than 5:*    **998 (58%)**  
5-9:            **152 (9%)**  
10-14:        **154 (9%)**  
15-19:        **114 (7%)**  
20-29:        **176 (10%)**  
30-39:        **82 (5%)**  
40-49:        **25 (1%)**  
50+:           **11 (1%)**

**5.5** In which community did you live on November 15, 2014?

<input type="checkbox"/> Beaver Creek	<b>4 (0%)</b>	<input type="checkbox"/> Marsh Lake	<b>60 (3%)</b>
<input type="checkbox"/> Burwash Landing	<b>5 (0%)</b>	<input type="checkbox"/> Mayo	<b>27 (2%)</b>
<input type="checkbox"/> Carcross	<b>32 (2%)</b>	<input type="checkbox"/> Old Crow	<b>2 (0%)</b>
<input type="checkbox"/> Carmacks	<b>24 (1%)</b>	<input type="checkbox"/> Pelly Crossing	<b>7 (0%)</b>
<input type="checkbox"/> Dawson City	<b>113 (7%)</b>	<input type="checkbox"/> Ross River	<b>17 (1%)</b>
<input type="checkbox"/> Destruction Bay	<b>3 (0%)</b>	<input type="checkbox"/> Tagish	<b>29 (2%)</b>
<input type="checkbox"/> Faro	<b>37 (2%)</b>	<input type="checkbox"/> Teslin	<b>45 (3%)</b>
<input type="checkbox"/> Haines Junction	<b>52 (3%)</b>	<input type="checkbox"/> Watson Lake	<b>73 (4%)</b>
<input type="checkbox"/> Keno or Elsa	<b>3 (0%)</b>	<input type="checkbox"/> Whitehorse	<b>1133 (65%)</b>
<input type="checkbox"/> Other (please specify):	<b>70 (4%)</b>		



***Additional Comments?***

---

---

---

---

---

---

---

---

***That is the end of the survey. Thank you for your cooperation!***