



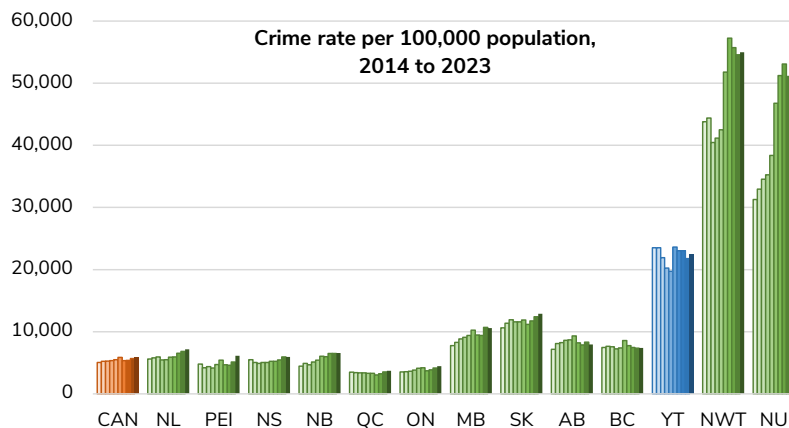
Police-reported Crime Statistics in Yukon 2023

Highlights:

- In 2023, police reported a total of 11,065 criminal incidents in Yukon: 2,261 violent Criminal Code violations; 5,111 property crimes; 2,716 'other' Criminal Code violations; 705 Criminal Code traffic violations; and 272 Federal Statute violations.
- Yukon's 2023 police-reported crime rate was 3.0% higher than the revised 2022 rate and 2.6% lower than the 2021 rate.

This report is based on data released by Statistics Canada from the Incident-based Uniform Crime Reporting Survey (UCR2). In January 2018, the Uniform Crime Reporting Survey (UCR) definitions of "founded" and "unfounded" criminal incidents were updated to reflect a more victim-centred approach for recording crimes that consider the complexities of certain offences such as sexual assault, family violence and intimate partner violence. Under the new reporting standards, specific offences may be more likely reported by police as founded rather than unfounded (or unsubstantiated), which would exclude them from police-reported crime rates and crime severity indices. Data for 2019 represent the first complete year of UCR data collected under the new reporting standards.

Crime rate, Canada, Provinces and Territories, 2023



- Yukon's 2023 crime rate* was the third-highest in the country at 22,430 incidents per 100,000 population (at the time of crime data release, Statistics Canada's estimate of Yukon's July 1, 2023 population was 44,975).
Source: Statistics Canada data table: 17-10-0005-01
- In 2023, the crime rate increased 3.0% compared to the revised 2022 rate (21,779 incidents per 100,000). The 2023 crime rate was 4.7% lower than the 2014 rate (23,534 incidents per 100,000).

*Criminal Code traffic violations, as well as federal statute violations are not included in the calculation of the crime rate.

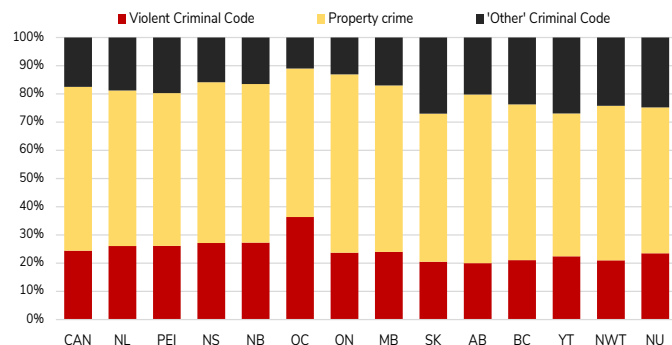
Criminal Code violations (excluding traffic), Canada, Provinces and Territories, 2023

In 2023, there were 10,088 actual incidents of Criminal Code violations (excluding traffic) in Yukon. Of this total:

- 22.4% were violent Criminal Code violations (2,261 incidents) compared to 24.4% nationally;
- 50.7% were property crimes (5,111 incidents) compared to 58.0% nationally; and
- 26.9% were 'other' Criminal Code violations* (2,716 incidents) compared to 17.5% nationally.

* While 'other' Criminal Code violations typically include counterfeiting, weapons violations, child pornography, prostitution, disturb the peace and administration of justice, etc., these 'other' violations for Yukon (2,716 incidents) mainly included 'disturb the peace' (1,543 incidents) and 'administration of justice violations' (847 incidents).

Violation type as a proportion of total Criminal Code violations (excluding traffic), 2023



Crime counts are based on the most serious violation in an incident; however, violent criminal incidents are generally counted separately for each victim.

Other sources of crime information:

Statistics Canada's Juristat - provides in-depth analysis and detailed statistics on a variety of justice-related topics and issues: www150.statcan.gc.ca/catalogue/85-002-X

Violent Criminal Code violations, number of actual incidents, Yukon, 2014 to 2023

Crimes against the person involve the use or threatened use of violence against a person, including homicide, attempted murder, assault, sexual assault and robbery. Robbery is considered a crime against the person because unlike other theft offences it involves the use or threat of violence.

	2014	2015	2016	2017	2018	2019	2020	2021	2022 ^r	2023
Total violent Criminal Code violations	1,663	1,539	1,547	1,470	1,587	2,089	2,155	2,196	2,300	2,261
Homicide	3	1	4	8	3	1	0	4	2	4
Total other violations causing death	2	0	0	0	0	0	0	0	0	1
Attempted murder	0	4	2	2	2	1	3	1	3	1
Sexual offence which occurred prior to January 4, 1983	2	1	3	3	2	2
Sexual assault, level 3, aggravated	0	0	1	0	2	1	3	0	1	0
Sexual assault, level 2, weapon or bodily harm	4	1	0	1	2	2	1	2	2	3
Sexual assault, level 1	75	77	81	65	80	124	117	121	134	107
Total sexual violations against children ¹	19	26	21	16	28	28	30	39	26	35
Assault, level 3, aggravated	23	22	15	15	12	12	29	26	26	15
Assault, level 2, weapon or bodily harm	181	158	176	138	209	216	191	224	277	266
Assault, level 1	842	791	790	751	804	1,035	1,033	980	1,015	1,010
Total assaults against a peace officer ²	36	35	32	34	23	20	40	37	33	46
Total other assaults	5	0	2	1	4	1	1	6	1	4
Total firearms, use of, discharge, pointing	11	7	11	7	7	8	21	9	8	15
Total robbery	26	22	24	12	16	22	23	19	36	35
Total forcible confinement or kidnapping	6	9	9	10	10	6	9	13	16	10
Total abduction	0	0	0	0	0	0	2	0	0	1
Extortion	3	1	2	4	0	4	8	8	13	26
Criminal harassment	53	51	44	50	47	65	73	103	105	102
Uttering threats	259	263	254	273	258	399	379	415	416	395
Indecent/Harassing communications ³	101	61	66	64	72	122	153	160	164	154
Total offences in relation to sexual services ⁴	0	2	2	1	1	5	7	7	2	1
Total other violent violations	14	8	11	18	5	16	29	19	18	28

.. = data not available. r = revised

¹Includes: sexual interference, invitation to sexual touching, sexual exploitation, making sexually explicit material available to children, luring a child via a computer, agreement or arrangement - sexual offence against child.

²'Peace Officer' examples are: mayor, warden, police officer, bailiff constable, etc.

³Includes non-consensual distribution of intimate images committed by any means including telecommunication.

⁴New violations classified as "Offences in Relation to Sexual Services" under "violations against the person" include: the purchasing of sexual services or communicating for that purpose, receiving a material benefit deriving from the purchase of sexual services, procuring of persons for the purpose of prostitution, and advertising sexual services offered for sale.

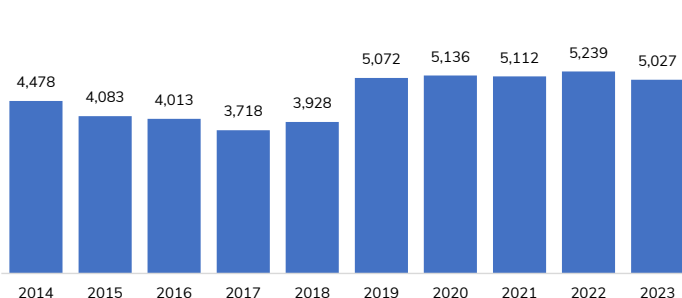
- Yukon had 2,261 incidents of *violent Criminal Code violations* in 2023, a decrease of 39, or 1.7%, compared to the revised 2022 figure (2,300 incidents).

Of the 2,261 incidents of *violent Criminal Code violations* in Yukon during 2023, there were:

- 4 incidents of *homicides*, 1 incident of *other violation causing death* and 1 incident of *attempted murder*;
- 110 incidents of *sexual assault levels 1-3* and 35 incidents of *sexual violations against children* accounting for 6.4% of all *violent Criminal Code violations*;
- 1 incident of *offences in relation to sexual services* and 2 incidents of *sexual offence which occurred prior to January 4, 1983*;
- 1,341 incidents of *assault*: the sum of *assault levels 1-3* (1,291), *assaults against a peace officer* (46) and *other assaults* (4) accounted for 59.3% of all *violent Criminal Code violations*;
- 35 incidents of *robbery*; 15 incidents of *firearm use, discharge, or pointing of firearms*;
- 26 incidents of *extortion*;
- 395 incidents of *uttering threats*, 154 incidents of *indecent/harassing communications*, and 102 incidents of *criminal harassment*. Collectively, these accounted for 28.8% of all *violent Criminal Code violations*; and
- 39 incidents of other *violent violations*.

Violent Criminal Code violations crime rate, per 100,000 population, Yukon, 2014 to 2023

Violent Criminal Code violations, rate per 100,000 population, Yukon, 2014 to 2023



- In 2023, Yukon's *violent Criminal Code violations* rate (5,027 per 100,000 population) was the third-highest in Canada following Nunavut (13,245) and the Northwest Territories (11,538).
- Compared to 2022, Yukon's *violent Criminal Code violations* rate per 100,000 decreased by 4.0%.
- Compared to 2014, Yukon's *violent Criminal Code violations* rate per 100,000 increased by 12.3%.
- Nationally, the 2023 *violent Criminal Code violations* rate per 100,000 was 1,428. Saskatchewan had the highest rate of any province (2,643) while Ontario had the lowest rate (1,055).

Property crimes, number of actual incidents, Yukon, 2014 to 2023

Property crimes involve unlawful acts to gain property, but do not involve the use or threat of violence against the person.										
	2014	2015	2016	2017	2018	2019	2020	2021	2022 ^r	2023
Total property Criminal Code violations	3,416	3,609	3,459	3,598	3,850	4,562	4,510	4,424	4,514	5,111
Total breaking and entering	212	298	267	191	205	262	201	212	216	311
Breaking and entering	210	295	265	188	203	253	197	211	213	308
Break and enter to steal a firearm	0	1	0	1	1	2	1	0	1	1
Break and enter to steal a firearm from a motor vehicle	2	2	2	2	1	7	3	1	2	2
Total possession of stolen property	26	31	21	28	30	38	39	27	32	48
Total trafficking in stolen property	2	0	1	1	2	1	1	3	1	2
Total theft of motor vehicle	111	144	173	134	130	141	142	123	176	164
Total theft over \$5,000 (non-motor vehicle)	26	33	25	30	32	41	30	26	27	24
Theft over \$5,000	22	28	20	26	23	36	25	21	20	20
Theft over \$5,000 from a motor vehicle	2	4	3	4	5	3	4	3	6	3
Shoplifting over \$5,000	2	1	2	0	4	2	1	2	1	1
Total theft under \$5,000 (non-motor vehicle)	939	973	891	926	974	1,141	783	915	984	1,375
Theft \$5,000 or under	583	615	408	500	555	699	456	558	480	640
Theft \$5,000 or under from a motor vehicle	194	190	262	219	200	196	174	100	148	266
Shoplifting \$5,000 or under	162	168	221	207	219	246	153	257	356	469
Fraud	95	135	181	178	179	252	305	264	299	326
Identity theft	2	0	1	1	1	7	2	3	4	7
Identity fraud	4	4	8	5	6	5	21	7	22	11
Total mischief	1,987	1,976	1,873	2,090	2,274	2,652	2,970	2,825	2,740	2,825
Mischief	1,987	1,975	1,872	2,090	2,274	2,652	2,969	2,825	2,740	2,825
Mischief in relation to cultural property	0	1	0	0	0	0	1	0	0	0
Hate-motivated mischief relating to property used by identifiable group	0	0	1	0	0	0	0	0	0	0
Mischief relating to war memorials	0	0	0	0	0	0	0	0	0	0
Arson	12	15	18	13	17	22	16	18	13	17
Altering, removing or destroying Vehicle Identification Number (VIN)	0	0	0	1	0	0	0	1	0	1

r = revised

- Yukon had 5,111 incidents of *property Criminal Code violations* in 2023, an increase of 597, or 13.2%, compared to the revised 2022 figure (4,514 incidents).

Of the 5,111 incidents of *property Criminal Code violations* in Yukon during 2023, the most common violations were:

- 2,825 incidents of *mischief*, accounting for 55.3% of all *property crime*;
- 1,563 incidents of *total theft of motor vehicle, total theft over \$5,000 (non-motor vehicle), total theft under \$5,000 (non-motor vehicle)*, accounting for 30.6% of all *property crime*;
- 326 incidents of *fraud*, accounting for 6.4% of all *property crime*; and
- 311 incidents of *total breaking and entering*, accounting for 6.1% of all *property crime*.

Comparing 2023 to 2022, the *property Criminal Code violations* with the largest increase in the number of incidents were:

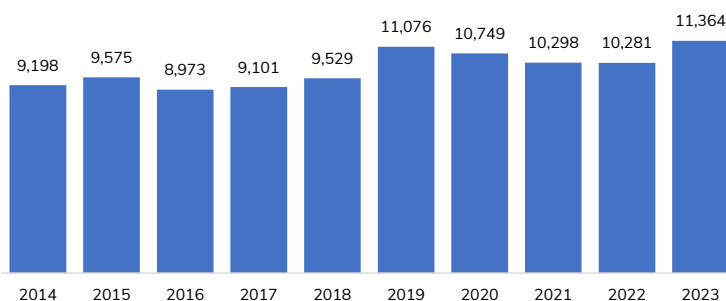
- *Total theft over \$5,000 (non-motor vehicle)*, which increased by 391 incidents, or 39.7%.
- *Total breaking and entering*, which increased by 95 incidents, or 44.0%.

Comparing 2023 to 2022, the *property Criminal Code violations* with the largest decrease in the number of incidents were:

- *Total theft of motor vehicle*, which decreased by 12 incidents, or 6.8%.
- *Identity fraud*, which decreased by 11 incidents, or 50.0%.

Property Criminal Code violations crime rate, per 100,000 population, Yukon, 2014 to 2023

Property Criminal Code violations, rate per 100,000 population, Yukon, 2014 to 2023



- In 2023, Yukon's *property Criminal Code violations* rate (11,364 per 100,000 population) was the third-highest in Canada following the Northwest Territories (30,152) and Nunavut (29,194).
- Compared to 2022, Yukon's *property Criminal Code violations* rate per 100,000 increased by 10.5%.
- Compared to 2014, Yukon's *property Criminal Code violations* rate per 100,000 increased by 23.5%.
- Nationally, the 2023 *property Criminal Code violations* rate per 100,000 was 3,392.

Other Criminal Code violations, number of actual incidents, Yukon, 2014 to 2023

	2014	2015	2016	2017	2018	2019	2020	2021	2022 ^r	2023
Total other Criminal Code violations	3,661	3,710	3,439	2,931	2,533	3,075	2,995	3,273	2,748	2,716
Counterfeiting	0	1	0	0	3	4	1	0	0	11
Total weapons violations	44	24	31	22	13	42	62	63	75	81
Offensive weapons, explosives	1	0	0	0	0	0	0	0	0	0
Weapons trafficking and manufacturing	0	2	0	0	0	1	2	5	3	1
Weapons possession contrary to order	1	3	2	2	1	2	3	2	5	3
Possession of weapons	34	16	21	14	7	35	47	47	62	66
Unauthorized importing or exporting of weapons	0	0	1	0	0	0	0	0	0	0
Firearms documentation or administration	2	0	0	0	0	0	0	1	0	1
Unsafe storage of firearms	6	3	7	6	5	4	10	8	5	10
Possession of, or accessing child pornography¹	4	3	3	1	1	9	7	14	7	6
Making, or distribution of child pornography¹	0	0	4	4	5	8	8	10	11	2
Total prostitution²	2	0	0	0	0	0	0	0	0	0
Procuring	2	0	0	0	0	0	0	0	0	0
Disturb the peace	2,639	2,644	2,342	1,941	1,641	1,919	1,927	2,208	1,722	1,543
Total administration of justice violations	837	934	956	854	744	924	819	789	723	847
Fail to comply with order	521	604	642	559	504	663	535	545	528	623
Escape or helps to escape from lawful custody	3	6	2	0	0	0	0	0	0	0
Prisoner unlawfully at large	16	7	12	11	8	10	27	19	26	14
Fail to appear	41	23	14	24	32	28	115	88	67	83
Breach of probation	230	244	244	213	141	148	92	80	61	70
Other violations against the administration of law and justice (Part IV Criminal Code)	26	50	42	47	59	75	50	57	41	57
Total violations related to animal cruelty	3	7
Total other violations	135	104	103	109	126	169	171	189	207	219
Gaming house	0	0	0	0	0	0	0	2	0	0
Other violations related to gaming and betting	0	0	0	0	0	0	1	1	1	0
Indecent acts	8	9	8	6	8	20	16	8	7	12
Obstruct public or peace officer	36	23	21	14	23	20	19	26	35	33
Trespass at night	3	6	4	4	7	8	8	8	15	10
Utter threats to property or animal	29	20	24	19	22	40	49	44	37	35
Public incitement of hatred	1	0	1	0	0	0	0	1	4	0
Offences against public order (Part II Criminal Code)	2	1	0	1	0	0	1	1	1	2
Facilitate terrorist activity	1	0	0	0	0	0	0	0	0	0
Hoax terrorism	0	0	0	0	0	1	0	0	0	0
Firearms and other offensive weapons (Part III Criminal Code)	14	15	19	9	8	9	34	19	48	54
Sexual offences, public morals and disorderly conduct (Part V Criminal Code)	0	1	0	5	5	1	2	1	1	0
Offences against the person and reputation (Part VIII Criminal Code)	4	1	1	2	5	2	14	13	9	0
Other offences against the person and reputation	3	12
Offences against rights of property (Part IX Criminal Code)	0	0	0	1	0	2	0	0	0	0
Wilful and forbidden acts in respect of certain property (Part XI Criminal Code)	9	5	4	5	10	14	7	12	7	0
Wilful and forbidden acts in respect of certain material property	0	4
Offences relating to currency (Part XII Criminal Code)	0	0	0	0	0	0	0	0	0	1
Proceeds of crime (Part XII.2 Criminal Code)	1	1	0	0	1	0	0	4	2	4
Attempts, conspiracies, accessories (Part XIII Criminal Code)	0	0	1	1	0	0	0	1	0	0
All other Criminal Code (includes Part XII.1 Criminal Code)	27	22	20	42	37	52	20	48	37	52

.. = data not available. r = revised

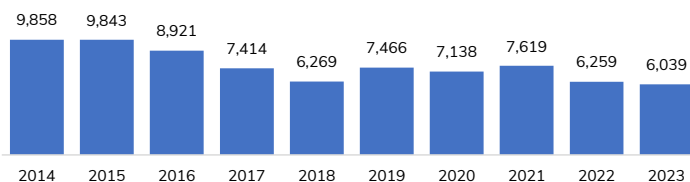
¹Data likely reflects the number of active or closed investigations for the year rather than the total number of incidents reported to police; Coming into effect on July 17th, 2015, Bill C-26 increased the maximum penalties for certain sexual offences against children, including failure to comply with orders and probation conditions relating to sexual offences against children. In the UCR, the most serious violation is partially determined by the maximum penalty. As such, changes may affect the most serious violation in an incident reported by police; and in early 2016, the UCR was modified to allow police to report making and distributing child pornography from other child pornography offences.

²Includes: the purchasing of sexual services or communicating for that purpose, receiving a material benefit deriving from the purchase of sexual services, procuring of persons for the purpose of prostitution, and advertising sexual services offered for sale; communicating to provide sexual services for consideration; and impeding traffic to buy or sell sexual service.

- In 2023, there were 1,543 incidents of *disturb the peace* accounting for 56.8% of all 'other' Criminal Code violations in Yukon; 847 incidents of *administration of justice violations* accounted for 31.2%.
- Compared to 2022, the number of *disturb the peace* incidents in 2023 decreased by 179, or 10.4%. Compared to 2014, the number of *disturb the peace* incidents decreased by 1,096, or 41.5%.
- Compared to 2022, the number of *total weapon violations* incidents in 2023 increased by 6, or 8.0%. Compared to 2014, the number of *total weapon violations* incidents increased by 37, or 84.1%.

Other Criminal Code violations crime rate, per 100,000 population, Yukon, 2014 to 2023

Other Criminal Code violations, rate per 100,000 population, Yukon, 2014 to 2023



- In 2023, Yukon's other Criminal Code violations rate (6,039 per 100,000 population) was the third-highest in Canada following Nunavut (13,977) and the Northwest Territories (13,284).
- Compared to 2022, Yukon's other Criminal Code violations rate per 100,000 decreased by 3.5%.
- Compared to 2014, Yukon's other Criminal Code violations rate per 100,000 decreased by 38.7%.

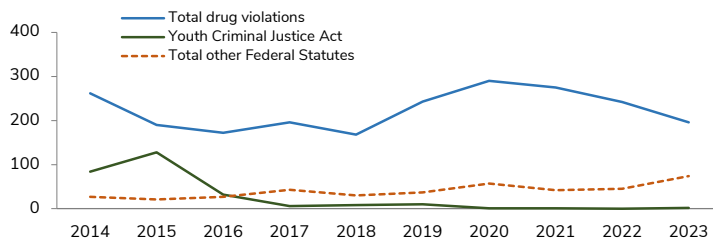
Criminal Code traffic violations, number of actual incidents, Yukon, 2014 to 2023

	2014	2015	2016	2017	2018	2019	2020	2021	2022 ^r	2023
Total Criminal Code traffic violations	618	525	399	559	612	930	878	716	679	705
Total impaired driving	495	455	328	484	542	846	786	623	554	551
Operation while impaired causing death (alcohol)	1	0	0	0	0	2	0	0	0	1
Operation while impaired causing bodily harm (alcohol)	3	2	5	1	3	0	1	1	1	1
Operation while impaired (alcohol)	458	425	297	460	512	780	666	524	441	487
Operation while impaired (alcohol and drugs)	0	8	54	45	61	25
Operation while impaired (drugs)	20	12	9	14	18	37	40	33	39	25
Impaired operation, failure to provide breath sample	13	16	17	9	8	0	0	0	0	0
Failure or refusal to comply with demand (alcohol)	1	18	25	20	12	12
Failure or refusal to comply with demand (alcohol and drugs)	0	1	0	0	0	0
Total other Criminal Code traffic violations	123	70	71	75	70	84	92	93	125	154
Dangerous operation, causing death	0	0	0	0	0	0	0	0	0	1
Dangerous operation, causing bodily harm	4	1	6	1	3	0	1	0	2	2
Dangerous operation of motor vehicle, vessel or aircraft	37	28	22	23	19	19	26	32	19	30
Dangerous operation of motor vehicle evading police	3	4	5	13	6	28	16	24	40	53
Total fail to stop or remain	57	10	17	22	15	8	7	5	15	25
Driving while prohibited	22	25	21	16	27	29	42	32	49	43
Dangerous operation of motor vehicle while street racing	0	2	0	0	0	0	0	0	0	0

.. data not available. r = revised

- In 2023, there were 705 incidents of *Criminal Code* traffic violations in Yukon, an increase of 26 incidents, or 3.8%, compared to the figure for 2022 (679 incidents); and an increase of 87 incidents, or 14.1%, compared to 2014 (618 incidents).
- *Impaired driving* (551 incidents) accounted for 78.2% of the total *Criminal Code* traffic violations in 2023; *other Criminal Code traffic violations* (154 incidents) accounted for the remaining 21.8%.
- Compared to 2022, the number of *Impaired driving* incidents decreased by 3, or 0.5%, while the number of *other Criminal Code traffic violations* incidents increased by 29, or 23.2%

Federal Statute Violations, 2014 to 2023

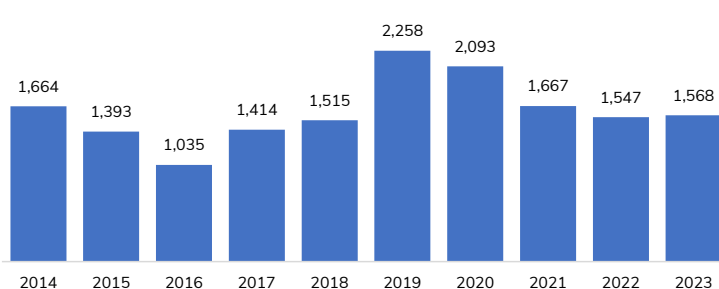


- Over the last ten years, the number of *impaired driving* incidents ranged from a low of 328 in 2016 to a high of 846 in 2019.
- Over the last ten years, the number of 'other' *Criminal Code* traffic incidents ranged from a low of 70 in both 2015 and 2018 to a high of 154 in 2023.

- Of the 551 *impaired driving* incidents in 2023, 487 (88.4%) were due to *operation while impaired (alcohol)*; 25 (4.5%) were *operation while impaired (alcohol and drugs)*; 25 (4.5%) were *operation while impaired (drugs)*; 12 (2.2%) were due to *failure or refusal to comply with demand (alcohol)*; 1 (0.2%) was *operation while impaired causing bodily harm (alcohol)*; and 1 (0.2%) was *operation while impaired causing death (alcohol)*.
- Of the 154 'other' *Criminal Code* traffic violations incidents in 2023, 53 (34.4%) were *dangerous operation of motor vehicle evading police*; 43 (27.9%) were *driving while prohibited*; 30 (19.5%) were *dangerous operation of motor vehicle, vessel or aircraft*; 25 (16.2%) were *fail to stop or remain*; 2 (1.3%) were *dangerous operation, causing bodily harm*; and 1 (0.6%) was *dangerous operation, causing death*.

Criminal Code traffic violations crime rate, per 100,000 population, Yukon, 2014 to 2023

Criminal Code traffic violations, rate per 100,000 population, Yukon, 2014 to 2023



- In 2023, Yukon's *Criminal Code* traffic violations rate (1,568 per 100,000 population) was the third-highest in Canada following the Northwest Territories (3,413) and Nunavut (1,903).
- Compared to 2022, Yukon's *Criminal Code* traffic violations rate per 100,000 increased by 1.4%
- Compared to 2014, Yukon's *Criminal Code* traffic violations rate per 100,000 decreased by 5.8%.
- Nationally, the 2023 *Criminal Code* traffic violations rate per 100,000 was 309. The province with the highest rate was Prince Edward Island (701) while Ontario had the lowest (189).

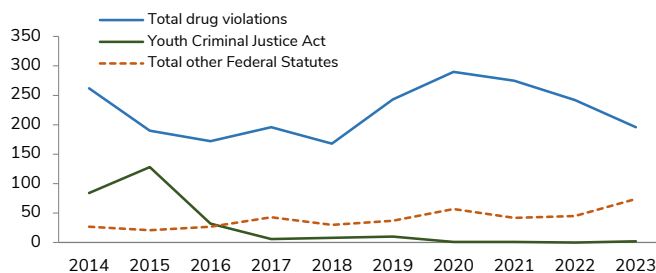
Federal Statute violations, number of actual incidents, Yukon, 2014 to 2023

	2014	2015	2016	2017	2018	2019	2020	2021	2022 ^r	2023
Total Federal Statute Violations	373	339	231	245	206	290	348	318	287	272
Total drug violations	262	190	172	196	168	243	290	275	242	196
Possession, cocaine	22	17	12	17	20	36	32	34	41	33
Total, possession, other Controlled Drugs and Substances Act drugs	3	1	4	3	9	9	14	14	14	16
Heroin, possession	1	0	1	1	0	5	3	4	1	1
Other Controlled Drugs and Substances Act, possession	1	1	2	1	7	3	8	7	7	13
Methamphetamines (crystal meth), possession	1	0	1	1	1	0	1	1	0	0
Opioid (other than heroin), possession	0	0	..	0	1	1	2	2	6	2
Total cannabis, trafficking, production or distribution (pre-legalization)	41	26	19	19	7	0	0	0	0	0
Cannabis, trafficking (pre-legalization)	39	24	17	16	7	0	0	0	0	0
Cannabis, production (pre-legalization)	2	2	2	3	0	0	0	0	0	0
Total cocaine, trafficking, production or distribution	69	37	43	82	71	165	185	184	146	116
Cocaine, trafficking	69	37	43	82	71	165	185	184	146	116
Total other Controlled Drugs and Substances Act drugs, trafficking, production or distribution	11	9	7	16	14	23	50	28	31	24
Heroin, trafficking	1	0	1	1	5	1	10	4	6	1
Other Controlled Drugs and Substances Act, trafficking	6	9	4	14	6	20	27	17	21	19
Methamphetamines (crystal meth), trafficking	3	0	0	1	0	0	5	1	0	0
Methylenedioxymphetamine (ecstasy), trafficking	0	0	0	0	0	0	1	1	0	1
Opioid (other than heroin), trafficking	0	0	..	0	3	1	6	5	4	3
Other Controlled Drugs and Substances Act, production	0	0	0	0	0	0	1	0	0	0
Methamphetamines (crystal meth), production	1	0	2	0	0	1	0	0	0	0
Total Cannabis Act	3	10	9	15	10	7
Total possession - Cannabis Act	1	3	1	2	1	1
Possession, cannabis (pre-legalization)	116	100	87	59	44
Possession of illicit or over 30g dried cannabis (or equivalent) by adult	0	2	1	2	0	0
Possession of over 5g dried cannabis (or equivalent) by youth	1	1	0	0	1	1
Total distribution - Cannabis Act	0	5	3	7	0	2
Distribution of cannabis to youth by adult	0	3	2	3	0	0
Distribution of cannabis by organization	0	1	0	0	0	0
Possession of cannabis for purpose of distributing	0	1	1	4	0	2
Total sale - Cannabis Act	2	2	4	5	8	3
Sale of cannabis to adult	0	1	2	3	3	1
Sale of cannabis to youth	0	0	0	0	3	0
Possession of cannabis for purpose of selling	2	1	2	2	2	2
Total production - Cannabis Act	0	0	1	1	1	1
Cultivate, propagate or harvest cannabis by adult	0	0	1	1	1	1
Youth Criminal Justice Act	84	128	32	6	8	10	1	1	0	2
Total other Federal Statutes	27	21	27	43	30	37	57	42	45	74
Canada Shipping Act	0	1	0	0	0	0	2	1	0	0
Customs Act	2	2	0	0	1	1	2	11	13	7
Excise Act	0	0	1	0	0	0	0	0	2	5
Total Immigration and Refugee Protection Act	3	2	0	1	1	0	3	1	1	1
Firearms Act	6	7	16	33	15	21	28	10	12	40
Quarantine Act	13	10	3	0
Other federal statutes	16	9	10	9	13	15	9	9	14	21

.. = data not available. ... = not applicable r = revised

- Of the 272 Federal Statute violations in 2023: 196 (72.1%) were drug violations; 74 (27.2%) were other Federal Statute violations; and 2 (0.7%) were Youth Criminal Justice Act violations.
- Between 2014 and 2023, the number of drug violations ranged between a low of 168 incidents in 2018 to a high of 290 incidents in 2020.

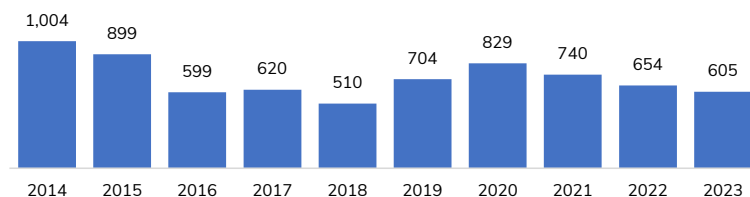
Federal Statute Violations, 2014 to 2023



- Of the 196 drug violations in 2023, 116 (59.2%) were cocaine trafficking violations; 33 (16.8%) were cocaine possession violations; 24 (12.2%) were other Controlled Drugs and Substances Act possession, trafficking, production or distribution violations; 16 (8.2%) were Total, possession, other Controlled Drugs and Substances Act drugs violations and 7 (3.6%) were Cannabis Act violations.
- Comparing 2023 to 2022, drug violations decreased by 46 (19.0%) and other Federal Statutes incidents increased by 29 (64.4%).
- There were 2 Youth Criminal Justice Act violations in 2023.

Federal Statute violations crime rate, per 100,000 Population, Yukon, 2014 to 2023

Federal Statute violations, rate per 100,000 population, Yukon, 2014 to 2023



- In 2023, Yukon's Federal Statute violations rate (605 per 100,000 population) was the second-highest in Canada following the Northwest Territories (1,792).
- Compared to 2022, Yukon's Federal Statute violations rate per 100,000 decreased by 7.5%.
- Compared to 2014, Yukon's Federal Statute violations rate per 100,000 decreased by 39.8%.

Number of actual Incidents, by type of violation, Yukon Rural RCMP Detachment Areas, 2014 to 2023

		2014	2015	2016	2017	2018	2019	2020	2021	2022 ^r	2023
All violations	Yukon	9,731	9,722	9,075	8,803	8,788	10,946	10,886	10,927	10,528	11,065
	Beaver Creek	33	57	46	59	40	32	54	54	27	35
	Carcross	255	196	216	199	212	241	234	209	225	205
	Carmacks	219	141	192	150	175	243	211	240	215	229
	Dawson City	358	336	376	337	340	479	422	508	421	404
	Faro	44	80	46	46	43	86	81	77	65	78
	Haines Junction	187	152	158	180	170	209	155	165	168	260
	Mayo	234	227	171	256	242	351	390	256	270	300
	Old Crow	134	135	128	113	120	156	145	158	157	217
	Pelly Crossing	291	205	201	204	150	209	296	309	271	339
	Ross River	175	251	163	213	182	295	344	378	406	286
	Teslin	147	159	159	158	143	151	171	155	217	200
	Watson Lake	620	599	635	546	599	841	890	784	604	683
Whitehorse	7,034	7,184	6,584	6,342	6,372	7,653	7,493	7,634	7,482	7,829	
Violent Criminal Code violations	Yukon	1,663	1,539	1,547	1,470	1,587	2,089	2,155	2,196	2,300	2,261
	Beaver Creek	4	9	6	9	6	8	7	11	4	6
	Carcross	52	53	77	59	73	68	65	52	58	34
	Carmacks	65	25	45	39	46	69	46	79	58	63
	Dawson City	69	66	52	65	74	88	70	117	111	85
	Faro	6	15	7	12	11	21	21	21	17	23
	Haines Junction	47	36	38	42	40	46	38	54	48	67
	Mayo	60	59	40	59	48	61	95	59	61	78
	Old Crow	34	36	35	25	36	36	37	42	23	36
	Pelly Crossing	71	46	38	55	33	49	86	84	77	69
	Ross River	54	67	52	30	34	64	80	64	79	85
	Teslin	20	43	22	28	13	28	39	36	59	37
	Watson Lake	109	120	127	131	145	177	215	206	141	167
Whitehorse	1,072	964	1,008	916	1,028	1,374	1,356	1,371	1,564	1,511	
Property crime	Yukon	3,416	3,609	3,459	3,598	3,850	4,562	4,510	4,424	4,514	5,111
	Beaver Creek	18	39	31	36	18	19	17	25	13	15
	Carcross	74	66	67	72	62	69	73	66	77	113
	Carmacks	70	46	56	50	87	89	95	74	86	79
	Dawson City	130	141	133	136	140	223	180	194	186	208
	Faro	23	41	20	21	23	37	44	37	28	31
	Haines Junction	82	44	61	72	68	63	50	58	67	128
	Mayo	90	88	56	90	111	158	164	112	98	104
	Old Crow	35	46	51	56	48	36	45	53	67	100
	Pelly Crossing	122	71	90	70	77	80	127	136	111	167
	Ross River	70	120	62	101	88	168	206	234	209	129
	Teslin	82	77	76	46	66	66	74	71	92	98
	Watson Lake	240	222	222	201	215	308	322	279	261	314
Whitehorse	2,380	2,608	2,534	2,647	2,847	3,246	3,113	3,085	3,219	3,625	
Other Criminal Code violations	Yukon	3,661	3,710	3,439	2,931	2,533	3,075	2,995	3,273	2,748	2,716
	Beaver Creek	3	5	7	9	13	3	14	8	2	2
	Carcross	63	53	43	41	51	46	50	51	48	37
	Carmacks	52	33	57	39	30	48	36	53	44	49
	Dawson City	110	83	145	108	81	129	118	128	94	84
	Faro	9	16	14	7	4	18	12	11	11	13
	Haines Junction	38	45	42	43	43	65	36	24	32	35
	Mayo	52	56	51	59	55	82	71	52	52	56
	Old Crow	39	33	27	24	26	40	34	34	41	43
	Pelly Crossing	89	71	52	53	30	46	51	52	45	65
	Ross River	37	46	36	60	39	35	26	60	91	44
	Teslin	38	22	46	62	49	33	41	31	48	52
	Watson Lake	197	201	239	184	205	284	295	230	155	146
Whitehorse	2,934	3,046	2,680	2,242	1,907	2,246	2,211	2,539	2,085	2,090	
Criminal Code traffic violations	Yukon	618	525	399	559	612	930	878	716	679	705
	Beaver Creek	1	3	1	3	1	1	6	3	0	6
	Carcross	24	12	14	16	11	52	39	26	21	18
	Carmacks	24	25	25	17	9	22	31	28	16	27
	Dawson City	31	24	33	22	32	31	27	42	20	21
	Faro	6	8	3	4	3	8	4	5	7	7
	Haines Junction	15	20	10	18	13	30	29	28	16	24
	Mayo	17	13	16	17	13	22	37	19	39	45
	Old Crow	18	18	10	3	5	32	24	29	25	31
	Pelly Crossing	8	13	16	23	10	30	27	26	19	16
	Ross River	11	15	9	17	16	27	23	18	23	15
	Teslin	6	13	12	13	12	21	16	15	13	11
	Watson Lake	35	34	33	24	22	51	39	49	34	46
Whitehorse	422	327	217	382	465	603	576	428	446	438	

r = revised

Number of actual incidents, by type of violation, Yukon Rural RCMP Detachment Areas, 2014 to 2023, continued

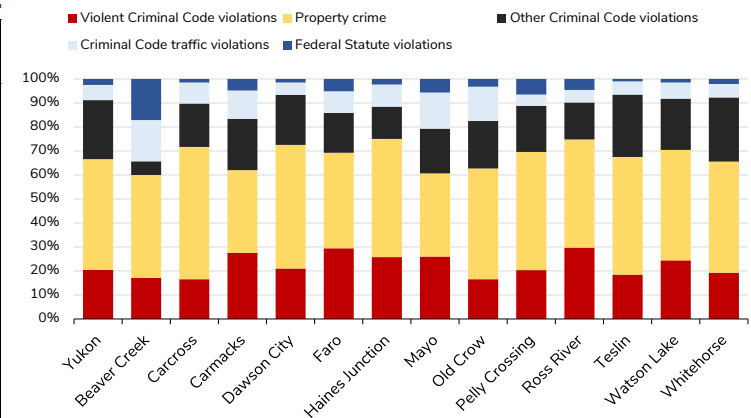
	2014	2015	2016	2017	2018	2019	2020	2021	2022 ^r	2023
Yukon	373	339	231	245	206	290	348	318	287	272
Beaver Creek	7	1	1	2	2	1	10	7	8	6
Carcross	42	12	15	11	15	6	7	14	21	3
Carmacks	8	12	9	5	3	15	3	6	11	11
Dawson City	18	22	13	6	13	8	27	27	10	6
Faro	0	0	2	2	2	2	0	3	2	4
Haines Junction	5	7	7	5	6	5	2	1	5	6
Mayo	15	11	8	31	15	28	23	14	20	17
Old Crow	8	2	5	5	5	12	5	0	1	7
Pelly Crossing	1	4	5	3	0	4	5	11	19	22
Ross River	3	3	4	5	5	1	9	2	4	13
Teslin	1	4	3	9	3	3	1	2	5	2
Watson Lake	39	22	14	6	12	21	19	20	13	10
Whitehorse	226	239	145	155	125	184	237	211	168	165

r = revised

Number of actual incidents, all violation types, Yukon Rural RCMP Detachment Areas, 2022 to 2023

	2022 ^r	2023	Increase/ Decrease	% change '22 to '23
Yukon	10,528	11,065	537	5.1%
Beaver Creek	27	35	8	29.6%
Carcross	225	205	-20	-8.9%
Carmacks	215	229	14	6.5%
Dawson City	421	404	-17	-4.0%
Faro	65	78	13	20.0%
Haines Junction	168	260	92	54.8%
Mayo	270	300	30	11.1%
Old Crow	157	217	60	38.2%
Pelly Crossing	271	339	68	25.1%
Ross River	406	286	-120	-29.6%
Teslin	217	200	-17	-7.8%
Watson Lake	604	683	79	13.1%
Whitehorse	7,482	7,829	347	4.6%

Violation type as a proportion of total incidents, by Yukon community, 2023



r = revised

- In 2023, police reported a total of 11,065 criminal incidents in Yukon: 2,261 violent Criminal Code violations; 5,111 property crimes; 2,716 'other' Criminal Code violations; 705 Criminal Code traffic violations; and 272 Federal Statute violations.
- Comparing 2023 to 2022, the total number of criminal incidents in Yukon increased by 537 incidents, or 5.1%. The largest percentage increase was in Haines Junction (54.8%); from 168 incidents in 2022 to 260 incidents in 2023.
- Of the 11,065 criminal incidents in 2023: 20.4% were violent Criminal Code violations; 46.2% were property crimes; 24.5% were 'other' Criminal Code violations; 6.4% were Criminal Code traffic violations; and 2.5% were Federal Statute violations.
- In 2023, property crimes represented the highest proportion of all violations in all Yukon communities, while Federal Statute violations represented the lowest (with the exception of Pelly Crossing and Beaver Creek).

The definition of 'founded' incidents was updated in January 2018 to read: "An incident is founded if, after police investigation, it has been determined that the reported offence did occur or was attempted (even if the charged/suspect chargeable (CSC) is unknown) or there is no credible evidence to confirm that the reported incident did not take place. This includes third party reports that fit these criteria."

Police reported statistics may be affected by differences in the way police services deal with minor offences. In some instances, police or municipalities might chose to deal with some minor offences using municipal by-laws or provincial provisions rather than Criminal Code provisions. Counts are based on the most serious violation in the incident.

Source: Statistics Canada data tables 35-10-0177-01 and 35-10-0185-01.
Populations are based upon July 1 estimates from Statistics Canada, Demography Division.
For more information on the Uniform Crime Reporting Survey:
<https://www23.statcan.gc.ca/imdb/p2SV.pl?Function=getSurvey&lang=en&db=imdb&adm=8&dis=2&SDDS=3302>

November 2024