

# YUKON BUREAU OF STATISTICS



## Yukon Fuel Price Survey December 2018

### Retail Motor Fuel Prices in Yukon

Average Prices as of December 19, 2018

	Self-serve			% Change Dec 20, 2017 to Dec 19, 2018		
	regular	premium	diesel	regular	premium	diesel
Whitehorse	123.9	136.7	137.6	2.9%	5.2%	10.3%
Beaver Creek	149.9	169.9	169.9	3.5%	6.3%	6.3%
Burwash Landing	140.9	152.9	138.9	n/a	n/a	n/a
Carcross	134.9	-	149.9	-0.1%	-	7.1%
Carmacks	129.9	139.9	144.9	-7.1%	-6.7%	4.7%
Dawson City	135.4	164.9	147.7	2.0%	8.2%	7.6%
Destruction Bay	142.9	155.9	156.9	6.7%	6.1%	8.3%
Eagle Plains	155.0	-	155.0	6.9%	-	10.7%
Faro	130.9	-	145.9	-6.4%	-	8.5%
Haines Junction	130.9	136.9	141.5	3.7%	5.4%	5.9%
Jake's Corner	127.9	137.9	143.0	n/a	n/a	n/a
Mayo	122.7	-	134.1	-4.1%	-	3.2%
Pelly Crossing	134.9	140.9	129.9	-1.5%	n/a	-5.5%
Ross River	129.9	-	144.9	-7.1%	-	3.6%
Stewart Crossing	134.9	140.9	145.9	3.1%	2.9%	9.8%
Teslin	131.9	141.9	143.9	-0.8%	-0.7%	7.5%
Watson Lake	124.4	134.9	136.5	6.1%	0.0%	8.4%

As of December 19, 2018, average **regular self-serve** gasoline prices ranged from 122.7¢ per litre in Mayo to 155.0¢ per litre in Eagle Plains; a difference of 32.3¢. In communities offering **premium self-serve** gasoline, prices ranged from 134.9¢ in Watson Lake to 169.9¢ in Beaver Creek; a difference of 35.0¢. **Diesel self-serve** prices ranged from 129.9¢ in Pelly Crossing to 169.9¢ in Beaver Creek; a difference of 40.0¢ per litre.

Comparing December 19, 2018 to December 20, 2017, **regular self-serve** gasoline prices increased in all Yukon communities with the exceptions of Carcross, Carmacks, Faro, Mayo, Pelly Crossing, Ross River and Teslin. **Diesel self-serve** prices increased in all Yukon communities with the exception of Pelly Crossing.

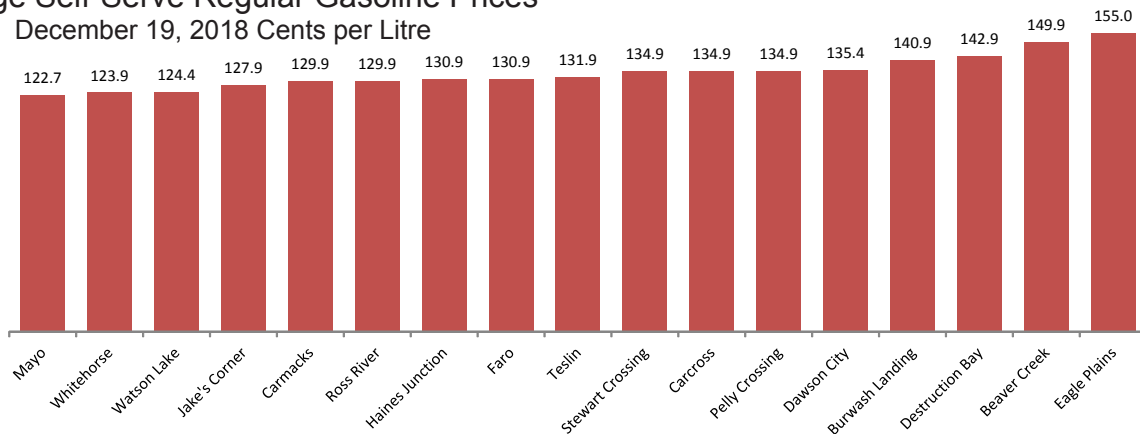
	Full-serve				% Change Dec 20, 2017 to Dec 19, 2018			
	regular	premium	diesel	propane	regular	premium	diesel	propane
Whitehorse	124.9	140.2	137.9	102.9	3.3%	6.3%	9.3%	0.3%
Dawson City	-	-	-	n/a	-	-	-	n/a
Destruction Bay	-	-	-	136.9	-	-	-	7.9%
Eagle Plains	-	-	-	140.0	-	-	-	0.0%
Haines Junction	-	-	-	n/a	-	-	-	n/a
Teslin	-	-	-	110.0	-	-	-	2.8%
Watson Lake	-	-	-	110.9	-	-	-	4.7%

In communities offering **full-serve propane** fuel services, prices ranged from 102.9¢ per litre in Whitehorse to 140.0¢ per litre in Eagle Plains; a difference of 37.1¢. Year-over-year, prices of full-serve propane increased in Whitehorse, Destruction Bay, Teslin and Watson Lake; prices remained the same in Eagle Plains.

**Notes:**

All prices are Canadian cents per litre, including all applicable taxes.  
 "n/a" indicates this information was not available for the reporting period.  
 "-" Indicates this service was not available in this community at this time.

### Average Self-Serve Regular Gasoline Prices December 19, 2018 Cents per Litre

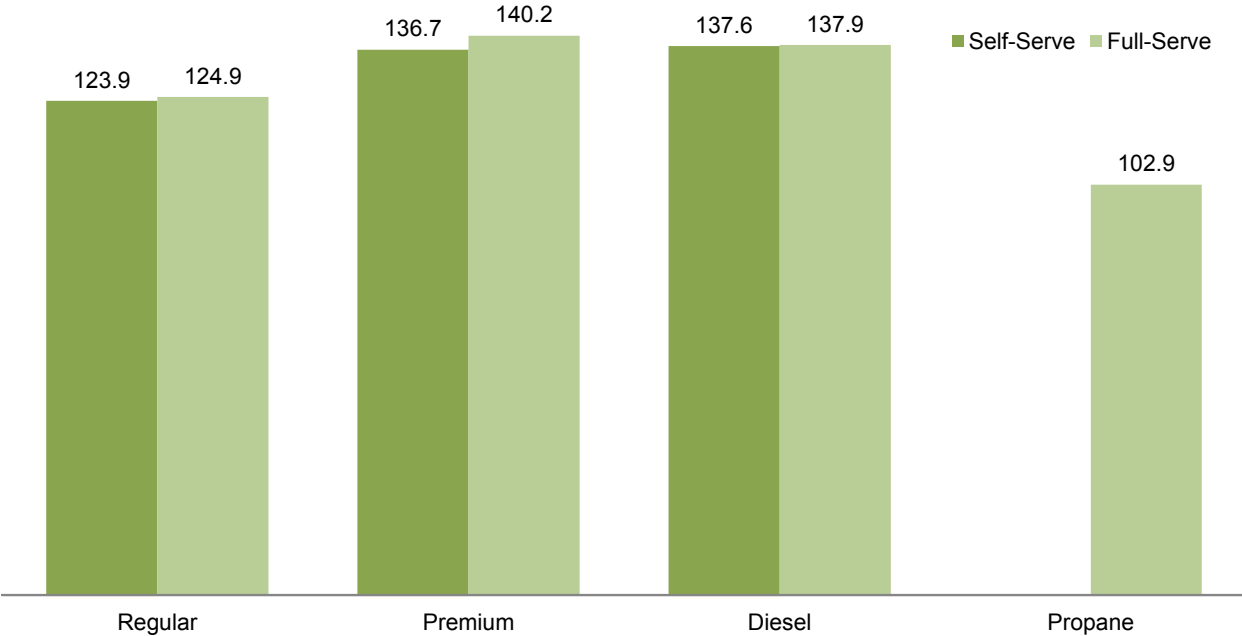


## Retail Motor Fuel Prices — Whitehorse

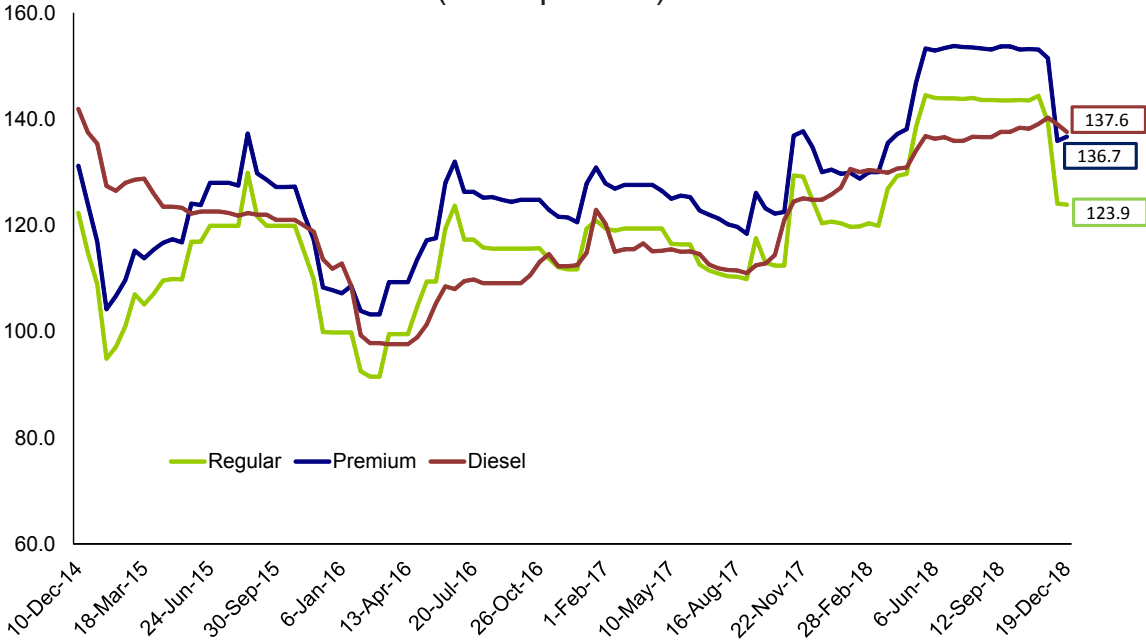
	Self-serve			Full-serve			
	regular	premium	diesel	regular	premium	diesel	propane
19-Dec-18	123.9	136.7	137.6	124.9	140.2	137.9	102.9
5-Dec-18	124.1	135.9	139.0	123.6	138.9	138.2	101.9
21-Nov-18	139.4	151.5	140.3	139.9	151.2	139.6	102.9
7-Nov-18	144.4	153.1	139.1	144.9	152.9	137.9	101.9
24-Oct-18	143.5	153.2	138.2	142.9	152.9	135.9	101.9
10-Oct-18	143.6	153.1	138.4	144.9	152.9	137.9	100.2
26-Sep-18	143.5	153.7	137.6	144.9	152.9	137.9	100.9
12-Sep-18	143.5	153.7	137.6	144.9	152.9	137.9	99.9
29-Aug-18	143.6	153.1	136.6	144.9	152.9	137.9	100.2
15-Aug-18	143.6	153.3	136.6	144.9	152.9	137.9	100.2
1-Aug-18	144.0	153.5	136.7	144.9	152.9	137.9	100.3
18-Jul-18	143.8	153.6	135.9	144.9	151.9	136.9	98.5
4-Jul-18	143.9	153.8	135.9	144.9	152.9	136.2	100.9
20-Jun-18	143.9	153.4	136.6	144.9	154.9	137.9	102.6
6-Jun-18	144.0	152.9	136.3	144.9	152.9	136.2	102.6
23-May-18	144.5	153.3	136.8	144.9	152.9	136.2	101.2
9-May-18	138.6	146.9	134.1	139.9	147.6	134.9	100.2
25-Apr-18	129.7	138.1	130.9	129.9	137.9	130.9	100.2
11-Apr-18	129.3	137.2	130.7	129.9	137.9	130.9	100.6
28-Mar-18	126.9	135.5	129.9	126.9	134.9	130.9	100.6
14-Mar-18	119.9	130.0	130.2	120.9	131.9	130.9	102.9
28-Feb-18	120.4	130.0	130.4	120.9	131.9	130.9	102.9
14-Feb-18	119.8	128.8	130.0	120.9	127.9	131.9	101.4
31-Jan-18	119.7	129.9	130.6	120.9	132.4	132.9	102.9
17-Jan-18	120.4	129.7	127.1	119.9	130.9	124.6	103.9
3-Jan-18	120.7	130.5	125.8	120.9	131.9	126.2	103.9
20-Dec-17	120.4	130.0	124.8	120.9	131.9	126.2	102.6
6-Dec-17	124.7	134.7	124.8	127.2	135.2	126.2	101.9
Nov '17	129.3	137.3	124.8	129.8	137.8	122.9	101.6
Oct '17	112.4	122.4	117.7	112.9	124.2	116.2	100.2
Sep '17	115.3	124.7	112.7	116.4	126.4	114.0	98.5
Aug '17	110.2	119.4	111.4	109.8	120.8	112.1	97.0
Jul '17	111.2	121.7	112.3	111.3	123.7	113.1	97.9
Jun '17	114.5	124.1	114.9	115.1	125.1	115.1	98.2
May '17	116.5	125.3	115.3	116.9	126.2	114.9	93.6
Apr '17	118.6	127.1	115.2	118.9	126.4	114.9	92.9
Mar '17	119.4	127.6	115.9	119.9	127.2	115.6	96.7
Feb '17	119.2	127.4	117.7	119.3	126.6	122.2	93.9
Jan '17	119.4	127.9	115.1	119.9	127.2	114.8	91.4
Dec '16	111.7	121.1	112.4	111.9	122.2	111.9	89.9
Nov '16	112.9	122.3	113.5	112.8	123.7	113.6	90.3
Oct '16	115.7	124.8	111.9	115.9	126.2	114.3	88.3
Sep '16	115.6	124.6	109.1	115.9	126.2	108.9	88.6
Aug '16	115.7	125.1	109.1	115.9	126.2	108.9	88.7
Jul '16	117.3	126.3	109.7	117.9	126.4	110.4	90.4
Jun '16	121.6	130.0	108.3	122.6	132.8	108.9	89.7
May '16	109.4	117.4	103.3	109.9	118.6	106.7	88.9
Apr '16	102.1	111.5	98.3	101.8	114.8	106.7	89.1
Mar '16	96.8	107.3	97.7	97.5	113.2	105.6	88.4
Feb '16	92.0	103.6	98.6	93.7	111.1	105.7	91.6
Jan '16	99.8	107.9	110.7	100.6	119.6	116.5	94.3
Dec '15	99.9	108.1	112.7	101.8	120.8	119.8	95.0

# Retail Motor Fuel Prices — Whitehorse

Average Fuel Prices, as of December 19, 2018  
(cents per litre)



Average Self-Serve Bi-weekly Fuel Prices,  
December 2014 - December 2018  
(cents per litre)



## Retail Motor Fuel Prices - Beaver Creek & Burwash Landing

	Beaver Creek Self-serve		
	regular	premium	diesel
19-Dec-18	149.9	169.9	169.9
5-Dec-18	159.9	169.9	169.9
21-Nov-18	159.9	169.9	169.9
7-Nov-18	159.9	169.9	159.9
24-Oct-18	159.9	169.9	159.9
10-Oct-18	157.6	169.9	155.6
26-Sep-18	157.6	169.9	155.6
12-Sep-18	158.4	169.9	158.4
29-Aug-18	157.6	169.9	155.6
15-Aug-18	157.6	169.9	148.6
1-Aug-18	157.6	169.9	148.6
18-Jul-18	157.6	169.9	148.6
4-Jul-18	157.6	169.9	148.6
20-Jun-18	158.9	169.9	148.6
6-Jun-18	158.9	169.9	148.6
23-May-18	152.2	169.9	145.2
9-May-18	149.9	149.9	149.9
25-Apr-18	144.9	159.9	159.9
11-Apr-18	144.9	159.9	159.9
28-Mar-18	144.9	159.9	159.9
14-Mar-18	144.9	159.9	159.9
28-Feb-18	144.9	159.9	159.9
14-Feb-18	144.9	159.9	159.9
31-Jan-18	144.9	159.9	159.9
17-Jan-18	144.9	159.9	159.9
3-Jan-18	144.9	159.9	159.9
20-Dec-17	144.9	159.9	159.9
6-Dec-17	137.4	159.9	147.4
Nov '17	137.4	159.9	144.9
Oct '17	137.2	159.9	142.3
Sep '17	136.9	159.9	139.6
Aug '17	138.8	159.9	139.5
Jul '17	133.6	159.9	137.9
Jun '17	133.5	159.9	137.5
May '17	130.5	159.9	137.6
Apr '17	138.3	159.9	143.3
Mar '17	144.6	159.6	154.6
Feb '17	144.9	159.9	152.4
Jan '17	144.9	155.4	149.9
Dec '16	139.9	159.9	149.9
Nov '16	139.9	159.9	143.9
Oct '16	133.2	159.9	136.2
Sep '16	133.2	159.9	135.9
Aug '16	133.2	159.9	135.6
Jul '16	137.9	159.9	130.3
Jun '16	130.8	151.4	125.9
May '16	121.5	142.9	137.1
Apr '16	127.6	142.9	141.9
Mar '16	127.9	142.2	131.2
Feb '16	131.9	141.9	137.4
Jan '16	139.9	152.9	149.9
Dec '15	147.4	160.4	154.9

	Burwash Landing Self-serve		
	regular	premium	diesel
19-Dec-18	140.9	152.9	138.9
5-Dec-18	140.9	152.9	138.9
21-Nov-18	147.9	157.9	138.9
7-Nov-18	147.9	157.9	137.9
24-Oct-18	147.9	157.9	138.9
10-Oct-18	n/a	n/a	n/a
26-Sep-18	n/a	n/a	n/a
12-Sep-18	n/a	n/a	n/a
29-Aug-18	147.9	157.9	138.9
15-Aug-18	144.9	154.9	137.9
1-Aug-18	144.9	154.9	137.9
18-Jul-18	144.9	154.9	137.9
4-Jul-18	144.9	154.9	137.9
20-Jun-18	n/a	n/a	n/a
6-Jun-18	144.9	154.9	137.9
23-May-18	144.9	154.9	127.9
9-May-18	129.9	139.9	135.9
28-Mar-18	129.9	139.9	135.9
14-Mar-18	129.9	139.9	135.9
28-Mar-18	125.9	135.9	135.9
14-Mar-18	129.9	139.9	127.9
28-Feb-18	n/a	n/a	n/a
14-Feb-18	129.9	139.9	127.9
31-Jan-18	129.9	139.9	127.9
17-Jan-18	129.9	139.9	127.9
3-Jan-18	n/a	n/a	n/a
20-Dec-17	n/a	n/a	n/a
6-Dec-17	129.9	139.9	127.9
Nov '17	129.9	139.9	127.9
Oct '17	120.9	130.9	118.9
Sep '17	120.9	130.9	118.9
Aug '17	120.9	130.9	118.9
Jul '17	120.9	130.9	118.9
Jun '17	120.9	130.9	118.9
May '17	120.9	130.9	118.9
Apr '17	125.9	135.9	118.9
Mar '17	125.9	135.9	118.9
Feb '17	125.9	135.9	118.9
Jan '17	122.9	132.9	117.4
Dec '16	119.9	129.9	115.9
Nov '16	119.9	129.9	115.9
Oct '16	119.9	129.9	115.9
Sep '16	119.9	129.9	115.9
Aug '16	119.9	129.9	115.9
Jul '16	122.9	132.9	120.9
Jun '16	119.9	129.9	119.9
May '16	105.9	115.9	109.9
Apr '16	99.9	109.9	109.9
Mar '16	99.9	109.9	109.5
Feb '16	99.9	109.9	105.9
Jan '16	n/a	n/a	n/a
Dec '15	119.9	129.9	120.9

## Retail Motor Fuel Prices — Carcross & Carmacks

	Carcross Self-serve				Carmacks Self-serve		
	regular	premium	diesel		regular	premium	diesel
19-Dec-18	134.9	-	149.9	19-Dec-18	129.9	139.9	144.9
5-Dec-18	134.9	-	149.9	5-Dec-18	136.9	153.4	159.4
21-Nov-18	149.9	-	154.9	21-Nov-18	144.9	159.9	155.9
7-Nov-18	154.9	-	154.9	7-Nov-18	154.9	164.9	155.9
24-Oct-18	n/a	-	n/a	24-Oct-18	154.9	164.9	152.4
10-Oct-18	154.9	-	154.9	10-Oct-18	154.9	164.9	152.4
26-Sep-18	154.9	-	154.9	26-Sep-18	154.9	164.9	155.4
12-Sep-18	154.9	-	154.9	12-Sep-18	154.9	162.4	151.4
29-Aug-18	154.9	-	154.9	29-Aug-18	154.9	164.9	151.4
15-Aug-18	154.9	-	154.9	15-Aug-18	159.9	167.4	151.4
1-Aug-18	154.9	-	154.9	1-Aug-18	159.9	167.4	151.4
18-Jul-18	154.9	-	154.9	18-Jul-18	159.9	167.4	151.4
4-Jul-18	154.9	-	154.9	4-Jul-18	154.9	157.4	147.9
20-Jun-18	154.9	-	154.9	20-Jun-18	152.4	157.4	147.9
6-Jun-18	154.9	-	149.9	6-Jun-18	154.9	157.4	147.9
23-May-18	149.9	-	149.9	23-May-18	149.9	154.9	147.9
9-May-18	149.9	-	149.9	9-May-18	149.9	153.9	144.9
25-Apr-18	138.9	-	144.9	25-Apr-18	139.9	149.4	142.9
11-Apr-18	138.9	-	144.9	11-Apr-18	139.9	154.9	139.9
28-Mar-18	132.9	-	138.9	28-Mar-18	130.9	145.4	140.4
14-Mar-18	132.9	-	144.9	14-Mar-18	130.9	145.4	140.4
28-Feb-18	132.9	-	144.9	28-Feb-18	130.9	145.4	140.4
14-Feb-18	129.9	-	139.9	14-Feb-18	130.9	145.4	140.4
31-Jan-18	129.9	-	136.9	31-Jan-18	130.9	145.4	140.4
17-Jan-18	129.9	-	134.9	17-Jan-18	130.9	145.4	140.4
3-Jan-18	130.0	-	140.0	3-Jan-18	139.9	149.9	138.4
20-Dec-17	135.0	-	140.0	20-Dec-17	139.9	149.9	138.4
6-Dec-17	140.0	-	147.0	6-Dec-17	139.9	149.9	137.4
Nov '17	136.5	-	136.5	Nov '17	132.4	142.4	134.4
Oct '17	124.0	-	125.0	Oct '17	124.9	137.2	129.9
Sep '17	126.5	-	127.5	Sep '17	129.9	138.2	128.9
Aug '17	122.0	-	122.0	Aug '17	119.9	130.9	124.1
Jul '17	124.4	-	124.4	Jul '17	119.9	128.7	121.2
Jun '17	128.4	-	126.9	Jun '17	124.9	134.9	127.4
May '17	129.9	-	129.9	May '17	124.9	132.4	127.4
Apr '17	129.9	-	129.9	Apr '17	124.9	135.9	127.4
Mar '17	129.9	-	129.9	Mar '17	124.9	135.9	127.4
Feb '17	129.9	-	129.9	Feb '17	124.9	135.9	127.4
Jan '17	129.9	-	129.9	Jan '17	124.9	134.4	127.4
Dec '16	121.9	-	128.4	Dec '16	124.9	133.4	126.2
Nov '16	123.4	-	128.4	Nov '16	124.9	130.9	124.9
Oct '16	125.9	-	129.9	Oct '16	124.9	125.4	124.9
Sep '16	125.9	-	127.9	Sep '16	124.9	130.4	124.9
Aug '16	125.9	-	125.9	Aug '16	125.9	131.2	125.9
Jul '16	127.9	-	127.9	Jul '16	127.9	138.9	127.9
Jun '16	129.9	-	127.4	Jun '16	133.2	133.9	132.2
May '16	119.9	-	124.9	May '16	114.9	117.4	114.7
Apr '16	114.4	-	124.9	Apr '16	109.9	109.9	109.9
Mar '16	110.9	-	118.6	Mar '16	106.6	106.6	106.6
Feb '16	109.9	-	115.9	Feb '16	95.9	105.9	99.9
Jan '16	118.4	-	127.9	Jan '16	107.4	117.4	114.9
Dec '15	121.9	-	129.9	Dec '15	109.9	119.9	119.9

## Retail Motor Fuel Prices — Dawson City & Destruction Bay

	Dawson City Self-serve			Full-serve
	regular	premium	diesel	propane
19-Dec-18	135.4	164.9	147.7	n/a
5-Dec-18	142.6	174.0	154.2	n/a
21-Nov-18	152.6	174.0	153.5	n/a
7-Nov-18	158.2	172.0	154.9	135.0
24-Oct-18	154.6	172.0	151.7	135.0
10-Oct-18	154.6	172.0	151.8	135.0
26-Sep-18	154.6	172.0	151.8	135.0
12-Sep-18	154.6	172.0	150.6	135.0
29-Aug-18	154.6	172.0	150.6	135.0
15-Aug-18	154.6	172.0	150.6	135.0
1-Aug-18	154.6	170.2	150.6	135.0
18-Jul-18	154.6	172.0	150.6	135.0
4-Jul-18	154.6	172.0	150.3	135.0
20-Jun-18	154.6	172.0	150.3	135.0
6-Jun-18	154.6	172.0	150.3	135.0
23-May-18	155.7	167.0	151.7	135.0
9-May-18	150.8	159.7	147.6	135.0
25-Apr-18	143.3	152.7	141.5	135.0
11-Apr-18	141.8	152.7	142.9	135.0
28-Mar-18	133.5	149.5	137.8	n/a
14-Mar-18	127.8	149.5	139.7	n/a
28-Feb-18	135.1	148.2	142.2	135.0
14-Feb-18	132.0	148.2	137.6	135.0
31-Jan-18	132.0	148.2	139.0	135.0
17-Jan-18	125.8	143.5	129.8	n/a
3-Jan-18	134.8	147.7	135.6	135.0
20-Dec-17	132.7	152.4	137.3	n/a
6-Dec-17	135.2	149.7	132.6	135.0
Nov '17	140.9	148.7	145.8	135.0
Oct '17	134.7	143.2	136.3	135.0
Sep '17	136.2	144.7	135.9	135.0
Aug '17	129.7	136.5	131.7	135.0
Jul '17	131.0	138.2	134.2	135.0
Jun '17	134.2	140.2	134.9	135.0
May '17	135.7	141.7	137.8	135.0
Apr '17	135.7	141.7	137.8	135.0
Mar '17	135.7	141.7	137.8	135.3
Feb '17	136.1	142.6	140.8	135.0
Jan '17	132.5	139.5	142.8	n/a
Dec '16	134.2	139.4	131.9	135.0
Nov '16	134.4	141.4	131.9	135.0
Oct '16	136.2	143.2	131.9	135.0
Sep '16	137.2	143.2	131.9	135.0
Aug '16	137.2	143.2	131.9	135.0
Jul '16	136.2	143.0	131.9	135.0
Jun '16	131.1	137.7	127.9	135.0
May '16	123.7	131.4	127.9	135.0
Apr '16	118.0	125.0	127.9	135.0
Mar '16	117.2	124.2	135.9	135.0
Feb '16	119.5	126.5	143.8	135.0
Jan '16	121.1	128.6	141.9	135.0
Dec '15	127.5	135.0	143.9	135.0

	Destruction Bay Self-serve			Full-serve
	regular	premium	diesel	propane
19-Dec-18	142.9	155.9	156.9	136.9
5-Dec-18	142.9	155.9	156.9	140.0
21-Nov-18	145.9	158.9	154.9	140.0
7-Nov-18	145.9	158.9	153.9	140.0
24-Oct-18	152.9	165.9	156.9	140.0
10-Oct-18	153.9	166.9	157.9	136.9
26-Sep-18	155.9	168.9	150.9	136.9
12-Sep-18	n/a	n/a	n/a	n/a
29-Aug-18	152.9	165.9	149.9	136.9
15-Aug-18	151.9	164.9	148.9	136.9
1-Aug-18	154.9	167.9	147.9	136.9
18-Jul-18	151.9	164.9	147.9	136.9
4-Jul-18	156.9	169.9	151.9	136.9
20-Jun-18	153.9	166.9	153.9	136.9
6-Jun-18	156.9	159.9	153.9	136.9
23-May-18	156.9	168.9	152.9	140.0
9-May-18	151.9	164.9	146.9	140.0
25-Apr-18	151.9	164.9	145.9	140.0
11-Apr-18	148.9	155.9	144.9	130.0
28-Mar-18	142.9	155.9	144.9	126.9
14-Mar-18	135.9	148.9	144.9	126.9
28-Feb-18	135.9	148.9	146.9	126.9
14-Feb-18	n/a	n/a	n/a	n/a
31-Jan-18	136.9	149.9	149.9	126.9
17-Jan-18	134.9	147.9	146.9	126.9
3-Jan-18	133.9	147.9	146.9	126.9
20-Dec-17	133.9	146.9	144.9	126.9
6-Dec-17	131.9	144.9	143.9	126.9
Nov '17	137.4	150.4	143.4	126.9
Oct '17	129.9	142.9	137.9	126.9
Sep '17	128.9	141.9	127.9	126.9
Aug '17	128.4	140.9	124.4	126.9
Jul '17	123.4	134.9	119.9	126.9
Jun '17	120.9	132.9	122.9	126.9
May '17	127.9	137.9	125.9	128.5
Apr '17	132.9	142.9	128.9	126.9
Mar '17	126.9	136.9	129.9	126.9
Feb '17	128.9	138.9	128.9	128.5
Jan '17	131.4	141.4	127.9	126.9
Dec '16	126.4	134.9	128.4	126.9
Nov '16	122.9	132.9	128.9	128.5
Oct '16	128.9	138.9	129.9	128.5
Sep '16	124.4	134.4	122.9	126.9
Aug '16	126.6	136.6	120.9	127.9
Jul '16	125.4	135.4	122.9	126.9
Jun '16	135.4	145.4	123.9	128.5
May '16	120.4	130.9	116.9	130.0
Apr '16	118.9	128.9	113.9	130.0
Mar '16	116.9	126.9	112.2	127.9
Feb '16	111.9	121.9	109.9	126.9
Jan '16	120.4	130.4	115.9	126.9
Dec '15	121.9	131.9	122.4	126.9

## Retail Motor Fuel Prices — Eagle Plains & Faro

	Eagle Plains					Faro			
	Eagle Plains Self-Serve			Full-serve propane		Faro Self-Serve			
	regular	premium	diesel			regular	premium	diesel	
19-Dec-18	155.0	-	155.0	140.0	19-Dec-18	130.9	-	145.9	
5-Dec-18	155.0	-	155.0	140.0	5-Dec-18	145.9	-	159.5	
21-Nov-18	155.0	-	155.0	140.0	21-Nov-18	n/a	-	n/a	
7-Nov-18	155.0	-	155.0	140.0	7-Nov-18	154.9	-	142.5	
24-Oct-18	155.0	-	155.0	140.0	24-Oct-18	n/a	-	n/a	
10-Oct-18	165.0	-	160.0	140.0	10-Oct-18	154.9	-	142.5	
26-Sep-18	165.0	-	155.0	140.0	26-Sep-18	154.9	-	142.5	
12-Sep-18	n/a	-	n/a	n/a	12-Sep-18	154.9	-	142.5	
29-Aug-18	165.0	-	155.0	140.0	29-Aug-18	154.9	-	142.5	
15-Aug-18	165.0	-	155.0	140.0	15-Aug-18	159.9	-	149.5	
1-Aug-18	155.0	-	155.0	140.0	1-Aug-18	159.9	-	149.5	
18-Jul-18	160.0	-	155.0	140.0	18-Jul-18	n/a	-	n/a	
4-Jul-18	160.0	-	155.0	140.0	4-Jul-18	154.9	-	152.5	
20-Jun-18	n/a	-	n/a	n/a	20-Jun-18	153.9	-	152.5	
6-Jun-18	n/a	-	n/a	n/a	6-Jun-18	153.9	-	154.5	
23-May-18	n/a	-	n/a	n/a	23-May-18	153.9	-	152.5	
9-May-18	n/a	-	n/a	n/a	9-May-18	149.9	-	148.5	
25-Apr-18	n/a	-	n/a	n/a	25-Apr-18	139.9	-	145.5	
11-Apr-18	n/a	-	n/a	n/a	11-Apr-18	139.9	-	145.5	
28-Mar-18	145.0	-	150.0	140.0	28-Mar-18	134.5	-	142.9	
14-Mar-18	145.0	-	150.0	140.0	14-Mar-18	134.5	-	142.9	
28-Feb-18	145.0	-	150.0	140.0	28-Feb-18	134.9	-	142.9	
14-Feb-18	145.0	-	150.0	140.0	14-Feb-18	134.5	-	134.9	
31-Jan-18	145.0	-	150.0	140.0	31-Jan-18	134.5	-	134.9	
17-Jan-18	145.0	-	140.0	140.0	17-Jan-18	139.5	-	134.9	
3-Jan-18	145.0	-	140.0	140.0	3-Jan-18	139.9	-	134.5	
20-Dec-17	145.0	-	140.0	140.0	20-Dec-17	139.9	-	134.5	
6-Dec-17	145.0	-	145.0	140.0	6-Dec-17	n/a	-	n/a	
Nov '17	145.0	-	142.5	140.0	Nov '17	n/a	-	n/a	
Oct '17	145.0	-	140.0	140.0	Oct '17	n/a	-	n/a	
Sep '17	145.0	-	140.0	140.0	Sep '17	128.2	-	129.9	
Aug '17	145.0	-	143.3	140.0	Aug '17	127.9	-	132.9	
Jul '17	145.0	-	142.5	140.0	Jul '17	127.0	-	127.0	
Jun '17	145.0	-	142.5	140.0	Jun '17	127.9	-	132.9	
May '17	145.0	-	145.0	140.0	May '17	127.9	-	132.9	
Apr '17	145.0	-	140.0	140.0	Apr '17	127.9	-	132.9	
Mar '17	145.0	-	140.0	140.0	Mar '17	125.9	-	130.9	
Feb '17	145.0	-	140.0	140.0	Feb '17	124.9	-	129.9	
Jan '17	145.0	-	140.0	140.0	Jan '17	124.9	-	129.9	
Dec '16	145.0	-	140.0	140.0	Dec '16	124.9	-	123.9	
Nov '16	145.0	-	142.5	140.0	Nov '16	124.9	-	123.9	
Oct '16	145.0	-	145.0	140.0	Oct '16	124.9	-	123.9	
Sep '16	145.0	-	145.0	140.0	Sep '16	n/a	-	n/a	
Aug '16	145.0	-	143.3	140.0	Aug '16	126.9	-	125.9	
Jul '16	145.0	-	142.5	140.0	Jul '16	133.5	-	129.5	
Jun '16	145.0	-	145.0	140.0	Jun '16	134.9	-	133.9	
May '16	145.0	-	145.0	140.0	May '16	109.9	-	108.9	
Apr '16	145.0	-	140.0	140.0	Apr '16	109.9	-	108.9	
Mar '16	146.7	-	145.0	140.0	Mar '16	100.2	-	101.2	
Feb '16	150.0	-	150.0	140.0	Feb '16	102.9	-	107.4	
Jan '16	150.0	-	155.0	140.0	Jan '16	107.4	-	114.9	
Dec '15	150.0	-	157.5	140.0	Dec '15	114.9	-	120.4	

## Retail Motor Fuel Prices — Haines Junction

	Self-serve			Full-serve
	regular	premium	diesel	propane
19-Dec-18	130.9	136.9	141.5	n/a
5-Dec-18	142.4	142.9	146.4	n/a
21-Nov-18	146.5	152.9	148.6	n/a
7-Nov-18	149.9	157.9	148.6	n/a
24-Oct-18	149.9	157.9	148.6	n/a
10-Oct-18	147.4	157.9	145.4	100.0
26-Sep-18	146.5	157.9	144.2	100.0
12-Sep-18	146.5	157.9	144.2	100.0
29-Aug-18	146.7	157.9	144.7	n/a
15-Aug-18	148.9	157.9	148.3	n/a
1-Aug-18	146.9	158.9	144.9	100.0
18-Jul-18	147.2	157.9	140.9	100.0
4-Jul-18	147.2	157.9	144.2	100.0
20-Jun-18	147.9	157.9	145.4	100.0
6-Jun-18	147.7	157.9	145.4	100.0
23-May-18	146.2	157.9	143.4	100.0
9-May-18	143.2	152.9	140.2	100.0
25-Apr-18	134.7	142.9	136.4	100.0
11-Apr-18	129.7	142.9	136.7	100.0
28-Mar-18	128.4	140.4	136.7	100.0
14-Mar-18	124.9	133.9	136.2	100.0
28-Feb-18	124.9	133.9	136.4	100.0
14-Feb-18	124.9	133.9	135.4	100.0
31-Jan-18	124.9	133.9	135.4	100.0
17-Jan-18	124.4	133.9	134.2	100.0
3-Jan-18	124.4	133.9	131.8	100.0
20-Dec-17	126.2	129.9	133.6	100.0
6-Dec-17	128.2	135.9	132.7	100.0
Nov '17	129.7	146.0	133.6	100.0
Oct '17	117.1	125.9	123.1	100.0
Sep '17	121.7	132.9	119.1	100.0
Aug '17	115.8	124.2	116.3	100.0
Jul '17	116.6	125.2	116.5	100.0
Jun '17	121.4	128.2	119.7	100.0
May '17	121.5	129.0	122.1	100.0
Apr '17	122.7	129.0	122.0	100.0
Mar '17	121.4	130.9	120.9	100.0
Feb '17	123.0	130.9	121.5	100.0
Jan '17	122.3	130.9	119.5	100.0
Dec '16	113.9	122.4	116.1	100.0
Nov '16	116.9	124.2	116.9	100.0
Oct '16	118.9	126.4	116.9	100.0
Sep '16	117.3	126.4	115.9	100.0
Aug '16	119.3	126.4	115.5	100.3
Jul '16	122.7	130.4	113.5	100.0
Jun '16	124.4	133.7	114.0	100.0
May '16	111.1	119.2	109.9	100.0
Apr '16	104.0	111.7	108.2	100.0
Mar '16	99.1	105.4	109.1	100.0
Feb '16	98.6	104.4	109.1	100.0
Jan '16	105.2	110.4	116.9	100.0
Dec '15	107.6	110.4	118.9	100.0

## Retail Motor Fuel Prices — Jake's Corner

	Self-serve			Full-serve
	regular	premium	diesel	propane
19-Dec-18	127.9	137.9	143.0	-
5-Dec-18	127.9	137.9	143.0	-
21-Nov-18	142.0	155.9	142.0	-
7-Nov-18	147.8	155.9	141.4	-
24-Oct-18	147.8	155.9	141.4	-
10-Oct-18	147.8	155.9	141.4	-
26-Sep-18	147.8	155.9	141.4	-
12-Sep-18	147.8	155.9	141.4	-
29-Aug-18	147.8	155.9	137.9	-
15-Aug-18	147.8	155.9	137.9	-
1-Aug-18	147.8	155.9	137.9	n/a
18-Jul-18	147.8	155.9	137.9	n/a
4-Jul-18	147.8	155.9	137.9	n/a
20-Jun-18	147.8	155.9	137.9	n/a
6-Jun-18	147.8	155.9	137.9	n/a
23-May-18	147.8	155.9	137.9	n/a
9-May-18	142.8	146.9	137.9	n/a
25-Apr-18	132.8	140.9	132.9	n/a
11-Apr-18	132.8	140.9	132.9	n/a
28-Mar-18	n/a	n/a	n/a	n/a
14-Mar-18	n/a	n/a	n/a	n/a
28-Feb-18	n/a	n/a	n/a	n/a
14-Feb-18	n/a	n/a	n/a	n/a
31-Jan-18	n/a	n/a	n/a	n/a
17-Jan-18	n/a	n/a	n/a	n/a
3-Jan-18	n/a	n/a	n/a	n/a
20-Dec-17	n/a	n/a	n/a	n/a
6-Dec-17	n/a	n/a	n/a	n/a
Nov '17	n/a	n/a	n/a	n/a
Oct '17	n/a	n/a	n/a	n/a
Sep '17	n/a	n/a	n/a	n/a
Aug '17	112.8	126.8	113.8	115.0
Jul '17	112.8	126.8	113.8	107.5
Jun '17	116.8	129.8	116.8	115.0
May '17	118.3	129.8	118.3	107.5
Apr '17	119.8	129.8	124.8	100.0
Mar '17	119.8	129.8	124.8	115.0
Feb '17	119.8	129.8	124.8	115.0
Jan '17	117.8	129.8	124.8	115.0
Dec '16	115.8	129.8	124.8	115.0
Nov '16	115.8	129.8	124.8	115.0
Oct '16	117.8	129.8	124.8	115.0
Sep '16	115.8	129.8	114.8	115.0
Aug '16	115.8	129.8	114.8	115.0
Jul '16	118.8	129.8	114.8	115.0
Jun '16	124.9	134.9	107.9	107.5
May '16	109.8	119.8	99.8	110.0
Apr '16	102.3	113.8	102.3	110.0
Mar '16	94.5	107.5	107.5	110.0
Feb '16	91.8	104.8	112.8	105.0
Jan '16	99.8	129.8	112.8	110.0
Dec '15	104.8	129.8	115.8	110.0

Effective March 2016, Jake's Corner prices are reported rather than Tagish area prices, due to Tagish gas station closure.

## Retail Motor Fuel Prices — Mayo

	Self-serve			Full-serve	
	regular	premium	diesel	regular	diesel
19-Dec-18	122.7	-	134.1	-	-
5-Dec-18	128.9	-	143.9	-	-
21-Nov-18	143.9	-	142.9	-	-
7-Nov-18	149.9	-	139.9	-	-
24-Oct-18	142.0	-	133.0	-	-
10-Oct-18	144.7	-	135.1	-	-
26-Sep-18	144.7	-	135.1	-	-
12-Sep-18	144.7	-	135.1	-	-
29-Aug-18	144.7	-	135.1	-	-
15-Aug-18	144.7	-	135.1	-	-
1-Aug-18	144.7	-	135.1	n/a	n/a
18-Jul-18	144.7	-	135.1	n/a	n/a
4-Jul-18	144.7	-	135.1	n/a	n/a
20-Jun-18	144.7	-	135.1	n/a	n/a
6-Jun-18	144.7	-	135.1	n/a	n/a
23-May-18	151.9	-	141.9	n/a	n/a
9-May-18	146.9	-	141.9	n/a	n/a
25-Apr-18	139.9	-	135.1	n/a	n/a
11-Apr-18	136.9	-	137.9	n/a	n/a
28-Mar-18	130.4	-	128.5	n/a	n/a
14-Mar-18	121.8	-	131.3	n/a	n/a
28-Feb-18	127.9	-	137.9	n/a	n/a
14-Feb-18	121.8	-	128.5	n/a	n/a
31-Jan-18	121.8	-	131.3	n/a	n/a
17-Jan-18	121.8	-	121.8	n/a	n/a
3-Jan-18	127.9	-	129.9	n/a	n/a
20-Dec-17	127.9	-	129.9	n/a	n/a
6-Dec-17	126.6	-	123.7	n/a	n/a
Nov '17	132.3	-	127.1	n/a	n/a
Oct '17	116.1	-	117.6	n/a	n/a
Sep '17	120.1	-	106.1	n/a	n/a
Aug '17	112.7	-	112.2	122.9	119.6
Jul '17	112.3	-	113.2	125.9	117.4
Jun '17	114.7	-	112.8	128.9	123.9
May '17	119.9	-	114.2	128.9	123.9
Apr '17	119.9	-	114.2	128.9	123.9
Mar '17	119.9	-	114.2	128.9	123.9
Feb '17	119.9	-	111.3	128.9	123.9
Jan '17	119.9	-	111.3	128.9	123.9
Dec '16	117.9	-	113.9	128.9	123.9
Nov '16	121.9	-	113.9	128.9	123.9
Oct '16	126.4	-	119.9	128.9	123.9
Sep '16	123.9	-	115.9	128.9	123.9
Aug '16	124.9	-	115.6	128.9	123.9
Jul '16	126.9	-	116.9	132.4	123.9
Jun '16	128.9	-	114.9	129.9	123.9
May '16	120.9	-	107.4	115.9	119.9
Apr '16	118.5	-	103.9	109.9	119.9
Mar '16	101.9	-	105.9	111.2	118.6
Feb '16	102.9	-	109.9	109.9	119.9
Jan '16	109.9	-	125.4	112.9	125.4
Dec '15	111.4	-	129.4	115.9	136.9

\* Mayo full-serve station burnt down in early September 2017.

## Retail Motor Fuel Prices — Pelly Crossing & Ross River

	Pelly Crossing Self-serve		
	regular	Premium	diesel
19-Dec-18	134.9	140.9	129.9
5-Dec-18	146.9	152.9	141.9
21-Nov-18	153.9	-	148.9
7-Nov-18	153.9	-	148.9
24-Oct-18	153.9	159.9	148.9
10-Oct-18	153.9	159.9	148.9
26-Sep-18	153.9	159.9	148.9
12-Sep-18	153.9	159.9	148.9
29-Aug-18	153.9	159.9	148.9
15-Aug-18	153.9	159.9	148.9
1-Aug-18	153.9	157.9	148.9
18-Jul-18	153.9	157.9	140.9
4-Jul-18	153.9	159.9	148.9
20-Jun-18	n/a	-	149.0
6-Jun-18	n/a	-	143.9
23-May-18	148.9	-	148.4
9-May-18	n/a	-	n/a
25-Apr-18	137.9	-	145.9
11-Apr-18	130.9	-	137.5
28-Mar-18	130.9	-	137.5
14-Mar-18	130.9	-	137.5
28-Feb-18	130.9	-	137.5
14-Feb-18	130.9	-	137.5
31-Jan-18	130.9	-	137.5
17-Jan-18	136.9	-	137.5
3-Jan-18	136.9	-	137.5
20-Dec-17	136.9	-	137.5
6-Dec-17	136.9	-	137.5
Nov '17	133.2	-	137.5
Oct '17	129.5	-	126.5
Sep '17	129.5	-	126.5
Aug '17	122.0	-	122.0
Jul '17	125.0	-	125.0
Jun '17	127.9	-	127.9
May '17	127.9	-	127.9
Apr '17	125.9	-	127.9
Mar '17	122.6	-	127.9
Feb '17	120.9	-	128.9
Jan '17	119.9	-	129.9
Dec '16	119.9	-	129.9
Nov '16	128.9	-	129.9
Oct '16	128.9	-	126.9
Sep '16	129.4	-	129.9
Aug '16	125.9	-	126.3
Jul '16	137.0	-	128.0
Jun '16	137.0	-	128.0
May '16	118.0	-	115.0
Apr '16	104.9	-	111.9
Mar '16	104.9	-	111.9
Feb '16	104.9	-	111.9
Jan '16	122.9	-	121.9
Dec '15	124.9	-	131.9

	Ross River Self-serve	
	regular	diesel
19-Dec-18	129.9	144.9
5-Dec-18	144.9	158.9
21-Nov-18	144.9	168.9
7-Nov-18	156.9	154.5
24-Oct-18	156.9	154.5
10-Oct-18	156.9	154.5
26-Sep-18	156.9	154.5
12-Sep-18	156.9	154.5
29-Aug-18	156.9	154.5
15-Aug-18	156.9	154.5
1-Aug-18	154.9	152.9
18-Jul-18	154.9	152.9
4-Jul-18	149.9	152.9
20-Jun-18	149.9	152.9
6-Jun-18	149.9	152.9
23-May-18	149.9	152.9
9-May-18	139.9	145.9
25-Apr-18	139.9	145.9
11-Apr-18	134.9	141.9
28-Mar-18	134.9	141.9
14-Mar-18	134.9	141.9
28-Feb-18	139.9	139.9
14-Feb-18	139.9	139.9
31-Jan-18	139.9	139.9
17-Jan-18	139.9	139.9
3-Jan-18	129.9	134.9
20-Dec-17	139.9	139.9
6-Dec-17	139.9	139.9
Nov '17	132.4	132.4
Oct '17	129.9	129.9
Sep '17	129.9	129.9
Aug '17	129.9	129.9
Jul '17	129.9	129.9
Jun '17	129.9	129.9
May '17	129.9	129.9
Apr '17	129.9	129.9
Mar '17	129.9	129.9
Feb '17	129.9	129.9
Jan '17	129.9	127.9
Dec '16	129.9	127.9
Nov '16	130.9	126.4
Oct '16	131.1	124.9
Sep '16	131.1	124.9
Aug '16	127.3	118.0
Jul '16	125.1	104.6
Jun '16	128.9	101.6
May '16	118.5	106.1
Apr '16	115.3	113.5
Mar '16	109.4	110.4
Feb '16	99.4	102.9
Jan '16	111.5	114.3
Dec '15	115.6	119.4

## Retail Motor Fuel Prices — Stewart Crossing

	Self-Serve		
	regular	premium	diesel
19-Dec-18	134.9	140.9	145.9
5-Dec-18	134.9	140.9	150.9
21-Nov-18	149.9	155.9	150.9
7-Nov-18	154.9	160.9	150.9
24-Oct-18	154.9	160.9	150.9
10-Oct-18	154.9	160.9	150.9
26-Sep-18	154.9	160.9	150.9
12-Sep-18	154.9	160.9	150.9
29-Aug-18	154.9	160.9	150.9
15-Aug-18	154.9	160.9	150.9
1-Aug-18	154.9	160.9	150.9
18-Jul-18	n/a	n/a	n/a
4-Jul-18	154.9	160.9	150.9
20-Jun-18	154.9	160.9	150.9
6-Jun-18	n/a	n/a	n/a
23-May-18	154.9	160.9	150.9
9-May-18	149.9	155.9	145.9
25-Apr-18	139.9	145.9	139.9
11-Apr-18	139.9	145.9	139.9
28-Mar-18	129.9	136.9	139.9
14-Mar-18	130.9	136.9	139.9
28-Feb-18	130.9	136.9	139.9
14-Feb-18	130.9	136.9	139.9
31-Jan-18	130.9	136.9	139.9
17-Jan-18	130.9	126.9	139.9
3-Jan-18	130.9	136.9	132.9
20-Dec-17	130.9	136.9	132.9
6-Dec-17	137.9	141.9	132.9
Nov '17	139.9	145.9	132.9
Oct '17	122.9	128.9	126.4
Sep '17	129.9	132.4	119.9
Aug '17	120.9	126.9	119.9
Jul '17	121.9	127.9	122.9
Jun '17	125.4	131.4	123.4
May '17	126.9	132.9	123.9
Apr '17	129.9	135.9	125.9
Mar '17	129.9	135.9	125.9
Feb '17	129.9	135.9	125.9
Jan '17	129.9	135.9	125.9
Dec '16	121.9	127.9	119.9
Nov '16	123.9	129.9	119.9
Oct '16	125.9	131.9	118.9
Sep '16	125.9	131.9	117.9
Aug '16	125.9	131.9	117.9
Jul '16	127.9	133.9	117.9
Jun '16	132.9	138.9	117.9
May '16	119.9	125.9	113.9
Apr '16	112.4	118.4	109.9
Mar '16	105.9	111.9	109.9
Feb '16	101.9	107.9	109.9
Jan '16	109.9	115.9	125.9
Dec '15	109.9	115.9	125.9

## Retail Motor Fuel Prices — Teslin

	Self-serve			Full-serve
	regular	premium	diesel	propane
19-Dec-18	131.9	141.9	143.9	110.0
5-Dec-18	127.4	132.9	139.4	110.0
21-Nov-18	138.5	142.8	140.5	110.0
7-Nov-18	148.9	158.9	145.9	112.5
24-Oct-18	148.9	158.9	145.9	112.5
10-Oct-18	148.9	158.9	145.9	112.5
26-Sep-18	148.9	158.9	141.9	112.5
12-Sep-18	148.9	158.9	141.9	114.9
29-Aug-18	148.9	158.9	141.9	112.5
15-Aug-18	148.9	158.9	141.9	112.5
1-Aug-18	148.9	158.9	141.9	112.5
18-Jul-18	148.9	158.9	141.9	112.5
4-Jul-18	148.9	158.9	141.9	112.5
20-Jun-18	148.9	158.9	141.9	112.5
6-Jun-18	148.9	158.9	141.9	112.5
23-May-18	148.9	158.9	141.9	112.5
9-May-18	143.9	148.9	141.9	112.5
25-Apr-18	133.9	143.9	135.9	112.5
11-Apr-18	133.9	143.9	135.9	112.5
28-Mar-18	130.9	143.9	135.9	112.5
14-Mar-18	128.9	139.9	137.9	112.5
28-Feb-18	129.9	139.9	139.9	112.5
14-Feb-18	129.9	139.9	139.9	112.5
31-Jan-18	129.9	139.9	134.9	112.5
17-Jan-18	129.9	139.9	133.9	107.0
3-Jan-18	132.9	142.9	133.9	107.0
20-Dec-17	132.9	142.9	133.9	107.0
6-Dec-17	132.9	142.9	133.9	107.0
Nov '17	128.2	136.4	131.4	107.0
Oct '17	118.9	128.9	124.4	107.0
Sep '17	123.9	133.9	119.9	107.0
Aug '17	117.9	127.9	115.9	104.7
Jul '17	119.2	129.4	117.4	101.0
Jun '17	120.4	130.9	117.9	101.0
May '17	122.2	132.4	119.4	102.0
Apr '17	121.9	129.9	119.9	102.0
Mar '17	123.9	130.6	119.9	102.0
Feb '17	123.9	133.9	119.9	102.0
Jan '17	121.7	129.4	117.7	102.0
Dec '16	115.9	125.9	115.9	102.0
Nov '16	118.9	129.9	117.4	102.0
Oct '16	119.9	129.9	117.9	102.0
Sep '16	119.9	129.9	112.9	102.0
Aug '16	119.9	129.9	112.9	102.2
Jul '16	123.2	131.9	113.2	101.3
Jun '16	128.9	138.9	114.2	107.0
May '16	113.9	123.9	112.9	105.0
Apr '16	105.2	116.4	105.9	110.0
Mar '16	101.2	109.9	105.9	109.7
Feb '16	99.9	109.9	105.9	112.3
Jan '16	107.4	117.4	116.9	117.5
Dec '15	109.9	119.9	121.9	120.00

## Retail Motor Fuel Prices — Watson Lake

	Self-serve			Full-serve	
	regular	premium	diesel	diesel	propane
19-Dec-18	124.4	134.9	136.5	-	110.9
5-Dec-18	125.6	134.9	139.6	-	110.9
21-Nov-18	141.9	147.9	145.9	-	110.9
7-Nov-18	141.9	154.9	139.2	-	110.9
24-Oct-18	140.4	154.9	137.6	-	110.9
10-Oct-18	143.3	154.9	141.1	-	110.9
26-Sep-18	142.8	152.9	140.7	-	110.9
12-Sep-18	143.6	152.9	140.7	-	110.9
29-Aug-18	141.8	152.9	138.4	-	n/a
15-Aug-18	142.8	152.9	140.7	-	110.9
1-Aug-18	141.8	152.9	138.4	-	n/a
18-Jul-18	142.6	152.9	139.9	-	110.9
4-Jul-18	141.8	152.9	147.4	-	n/a
20-Jun-18	141.4	152.9	138.7	-	110.9
6-Jun-18	141.0	151.9	138.3	-	110.9
23-May-18	140.9	149.4	136.7	-	110.9
9-May-18	137.2	147.9	134.2	-	110.9
25-Apr-18	130.5	142.9	130.6	-	110.9
11-Apr-18	125.9	136.9	127.7	-	110.9
28-Mar-18	121.3	134.9	126.7	-	110.9
14-Mar-18	116.4	134.9	127.3	-	110.9
28-Feb-18	118.2	134.9	130.9	-	105.9
14-Feb-18	113.7	134.9	124.4	-	n/a
31-Jan-18	116.4	134.9	130.9	-	105.9
17-Jan-18	116.4	134.9	124.4	-	105.9
3-Jan-18	117.2	134.9	126.9	-	105.9
20-Dec-17	117.2	134.9	125.9	-	105.9
6-Dec-17	120.6	134.9	124.1	-	105.9
Nov '17	123.4	137.9	127.7	-	105.9
Oct '17	116.7	132.8	121.4	-	105.9
Sep '17	119.4	129.4	120.2	-	105.9
Aug '17	116.0	131.6	116.0	-	105.6
Jul '17	116.1	131.4	115.7	-	105.7
Jun '17	117.2	133.7	117.5	-	105.9
May '17	119.3	134.4	119.9	-	105.9
Apr '17	122.4	-	121.4	-	105.9
Mar '17	110.9	-	116.9	-	105.9
Feb '17	115.9	-	117.4	-	105.9
Jan '17	116.4	-	116.9	-	115.4
Dec '16	106.9	-	112.9	-	105.9
Nov '16	123.4	-	124.4	-	105.9
Oct '16	121.4	-	121.9	-	105.9
Sep '16	116.7	119.9	115.6	-	105.9
Aug '16	116.1	120.2	114.0	-	105.9
Jul '16	120.1	122.4	116.9	-	105.9
Jun '16	120.3	122.9	117.5	-	105.9
May '16	110.4	111.9	105.1	-	111.9
Apr '16	106.4	112.9	103.9	-	111.9
Mar '16	95.1	110.9	96.1	-	105.9
Feb '16	92.7	112.4	97.2	-	105.9
Jan '16	99.5	117.9	99.8	-	105.9
Dec '15	103.5	114.9	104.9	-	115.9

# Residential Fuel Prices in Yukon

## Average Prices as of December 19, 2018

	Residential Heating Fuels			% Change Dec 20, 2017 to Dec 19, 2018		
	Furnace Oil	Arctic Stove Oil	Propane (500-gallon tank cost)	Furnace Oil	Arctic Stove Oil	Propane (500-gallon tank cost)
Whitehorse	120.2	125.1	104.3	3.1%	4.6%	-7.5%
Beaver Creek	134.0	137.1	-	4.6%	6.6%	-
Burwash Landing	130.2	134.9	-	4.2%	5.3%	-
Carcross	126.1	129.2	-	3.4%	4.6%	-
Carmacks	127.9	131.0	119.0	4.3%	4.1%	-6.6%
Dawson City	132.8	136.0	119.0	4.1%	5.3%	-6.6%
Destruction Bay	127.2	130.3	-	4.3%	4.2%	-
Faro	128.1	131.3	119.0	4.1%	4.1%	-6.6%
Haines Junction	125.1	128.2	119.0	4.4%	5.4%	-6.6%
Marsh Lake	126.1	129.2	-	3.0%	2.9%	-
Mayo	136.8	140.0	119.0	4.0%	6.2%	-6.6%
Pelly Crossing	129.8	132.9	-	4.3%	6.5%	-
Ross River	135.4	132.3	119.0	9.3%	4.1%	-6.6%
Stewart Crossing	129.3	132.4	-	3.9%	3.7%	-
Tagish	126.1	129.2	-	3.4%	4.6%	-
Teslin	127.5	130.2	119.0	4.0%	6.5%	-6.6%
Watson Lake	127.1	130.2	119.0	4.4%	3.0%	-6.6%

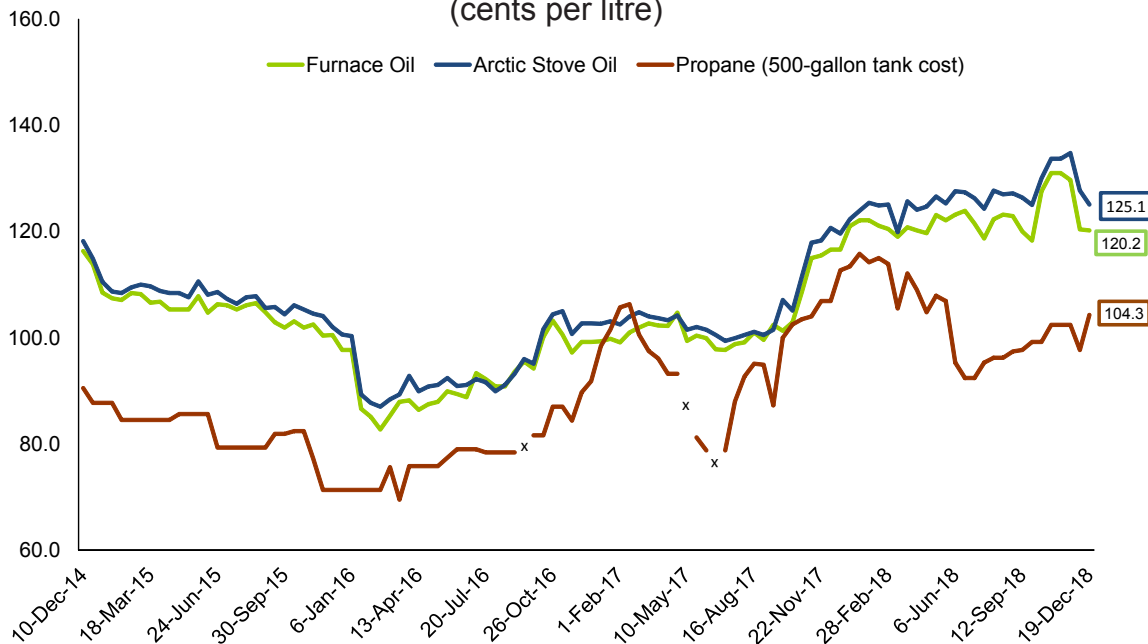
Notes: All prices are Canadian cents per litre, including all applicable taxes.  
 “-” indicates this service was not available in this community at this time.

Comparing December 19, 2018 to December 20, 2017, prices of furnace oil increased in all Yukon communities. The largest percentage increase was in Ross River, up 9.3%.

Increases were also reported for Arctic stove oil prices in all Yukon communities. The largest percentage increase was in Beaver Creek, up 6.6%.

Decreases were reported for average prices of propane (500 gallon tank) in all Yukon communities. The largest percentage decrease was in Whitehorse, down 7.5%.

Average Residential Bi-weekly Heating Fuel Prices, Whitehorse  
 December 2014 - December 2018  
 (cents per litre)



## Residential Heating Fuel Prices — Whitehorse

	Furnace Oil	Arctic Stove Oil	Propane (500-gallon tank cost)
19-Dec-18	120.2	125.1	104.3
5-Dec-18	120.4	127.7	97.7
21-Nov-18	129.7	134.8	102.4
7-Nov-18	131.0	133.7	102.4
24-Oct-18	131.0	133.7	102.4
10-Oct-18	127.6	130.0	99.2
26-Sep-18	118.3	125.0	99.2
12-Sep-18	120.0	126.4	97.7
29-Aug-18	122.9	127.2	97.4
15-Aug-18	123.2	127.0	96.2
1-Aug-18	122.3	127.7	96.2
18-Jul-18	118.7	124.3	95.3
4-Jul-18	121.5	126.3	92.4
20-Jun-18	123.9	127.4	92.4
6-Jun-18	123.2	127.6	95.3
23-May-18	122.1	125.3	106.9
9-May-18	123.1	126.6	107.9
25-Apr-18	119.7	124.7	104.8
11-Apr-18	120.2	124.1	109.0
28-Mar-18	120.8	125.7	112.1
14-Mar-18	119.0	119.9	105.5
28-Feb-18	120.5	125.1	113.9
14-Feb-18	121.1	124.9	115.0
31-Jan-18	122.1	125.4	114.2
17-Jan-18	122.1	123.9	115.8
3-Jan-18	121.0	122.3	113.4
20-Dec-17	116.6	119.6	112.7
6-Dec-17	116.6	120.7	106.9
Nov '17	115.3	118.1	105.5
Oct '17	105.8	108.4	103.0
Sep '17	101.9	104.3	93.7
Aug '17	99.9	100.7	94.2
Jul '17	98.3	99.7	83.4
Jun '17	98.9	101.0	78.8
May '17	99.9	101.8	81.2
Apr '17	103.5	103.8	93.2
Mar '17	102.3	104.2	98.1
Feb '17	100.1	103.3	106.0
Jan '17	99.6	102.9	100.0
Dec '16	99.2	102.7	90.8
Nov '16	98.9	102.9	85.7
Oct '16	101.7	103.0	84.3
Sep '16	94.9	95.6	81.6
Aug '16	91.7	91.4	78.4
Jul '16	92.8	91.9	78.7
Jun '16	89.1	91.0	79.0
May '16	88.9	91.8	76.6
Apr '16	87.0	90.4	75.8
Mar '16	87.1	90.2	73.6
Feb '16	83.9	87.4	71.3
Jan '16	92.2	94.8	71.3
Dec '15	99.1	101.3	71.3

## Residential Heating Fuel Prices — Beaver Creek

	Furnace Oil	Arctic Stove Oil	Propane (500-gallon tank cost)
19-Dec-18	134.0	137.1	-
5-Dec-18	n/a	n/a	-
21-Nov-18	142.4	147.3	-
7-Nov-18	142.4	144.2	-
24-Oct-18	142.4	144.2	-
10-Oct-18	142.4	144.2	-
26-Sep-18	n/a	146.1	-
12-Sep-18	n/a	150.0	-
29-Aug-18	133.4	141.5	-
15-Aug-18	133.4	141.5	-
1-Aug-18	136.5	143.1	-
18-Jul-18	n/a	144.0	-
4-Jul-18	n/a	145.1	-
20-Jun-18	136.5	143.3	-
6-Jun-18	136.5	143.8	-
23-May-18	128.1	139.6	-
9-May-18	128.1	137.2	-
25-Apr-18	128.1	135.9	-
11-Apr-18	128.1	133.5	-
28-Mar-18	128.7	134.8	-
14-Mar-18	128.1	133.8	-
28-Feb-18	128.1	135.0	-
14-Feb-18	128.1	134.3	-
31-Jan-18	133.4	137.5	-
17-Jan-18	133.4	136.5	-
3-Jan-18	128.1	132.1	-
20-Dec-17	128.1	128.6	-
6-Dec-17	128.1	128.0	-
Nov '17	128.1	127.5	-
Oct '17	117.7	116.7	-
Sep '17	112.5	111.7	-
Aug '17	105.7	110.8	-
Jul '17	105.1	110.8	-
Jun '17	105.8	110.8	-
May '17	106.6	110.8	-
Apr '17	110.6	116.1	-
Mar '17	111.3	116.1	-
Feb '17	111.8	116.1	-
Jan '17	111.0	114.0	-
Dec '16	109.5	111.9	-
Nov '16	107.8	114.0	-
Oct '16	111.0	114.0	-
Sep '16	103.3	107.7	-
Aug '16	101.2	101.2	-
Jul '16	101.4	99.3	-
Jun '16	98.1	99.3	-
May '16	96.7	98.1	-
Apr '16	96.1	96.6	-
Mar '16	94.8	96.6	-
Feb '16	92.5	94.7	-
Jan '16	100.4	102.8	-
Dec '15	107.7	108.7	-

## Residential Heating Fuel Prices — Burwash Landing

	Furnace Oil	Arctic Stove Oil	Propane (500 gallon tank cost)
19-Dec-18	130.2	134.9	-
5-Dec-18	n/a	136.5	-
21-Nov-18	138.6	143.3	-
7-Nov-18	138.6	139.1	-
24-Oct-18	138.6	132.8	-
10-Oct-18	138.6	141.8	-
26-Sep-18	n/a	n/a	-
12-Sep-18	n/a	n/a	-
29-Aug-18	130.2	128.6	-
15-Aug-18	130.2	128.6	-
1-Aug-18	133.4	130.2	-
18-Jul-18	n/a	123.9	-
4-Jul-18	n/a	123.9	-
20-Jun-18	133.4	136.5	-
6-Jun-18	133.4	130.2	-
23-May-18	125.0	126.0	-
9-May-18	125.0	128.1	-
25-Apr-18	125.0	126.0	-
11-Apr-18	125.0	126.0	-
28-Mar-18	125.1	126.1	-
14-Mar-18	125.0	126.0	-
28-Feb-18	125.0	128.1	-
14-Feb-18	125.0	126.0	-
31-Jan-18	130.2	128.6	-
17-Jan-18	130.2	128.6	-
3-Jan-18	125.0	128.1	-
20-Dec-17	125.0	128.1	-
6-Dec-17	125.0	126.0	-
Nov '17	125.0	127.1	-
Oct '17	114.5	112.3	-
Sep '17	107.9	109.0	-
Aug '17	104.5	107.3	-
Jul '17	104.5	107.3	-
Jun '17	104.5	107.3	-
May '17	104.5	107.3	-
Apr '17	109.2	109.7	-
Mar '17	109.2	110.6	-
Feb '17	109.2	109.7	-
Jan '17	107.1	108.7	-
Dec '16	105.0	107.6	-
Nov '16	107.1	108.7	-
Oct '16	107.1	109.0	-
Sep '16	100.8	102.1	-
Aug '16	94.2	95.7	-
Jul '16	92.4	95.1	-
Jun '16	94.7	95.6	-
May '16	95.2	95.3	-
Apr '16	92.6	93.9	-
Mar '16	91.0	95.6	-
Feb '16	88.8	93.2	-
Jan '16	96.7	101.0	-
Dec '15	104.0	107.4	-

## Residential Heating Fuel Prices — Carcross

	Furnace Oil	Arctic Stove Oil	Propane (500 gallon tank cost)
19-Dec-18	126.1	129.2	-
5-Dec-18	117.6	131.3	-
21-Nov-18	134.5	136.9	-
7-Nov-18	134.5	134.8	-
24-Oct-18	134.5	134.8	-
10-Oct-18	133.4	132.0	-
26-Sep-18	116.6	126.1	-
12-Sep-18	n/a	136.4	-
29-Aug-18	127.2	131.6	-
15-Aug-18	127.2	131.6	-
1-Aug-18	130.3	133.2	-
18-Jul-18	n/a	133.5	-
4-Jul-18	n/a	134.6	-
20-Jun-18	130.3	134.9	-
6-Jun-18	130.3	135.5	-
23-May-18	121.9	131.3	-
9-May-18	121.9	128.9	-
25-Apr-18	121.9	127.6	-
11-Apr-18	121.9	124.6	-
28-Mar-18	121.9	125.6	-
14-Mar-18	121.9	124.9	-
28-Feb-18	121.9	126.1	-
14-Feb-18	121.9	125.1	-
31-Jan-18	127.2	130.3	-
17-Jan-18	127.2	130.3	-
3-Jan-18	121.9	125.0	-
20-Dec-17	121.9	123.5	-
6-Dec-17	121.9	122.9	-
Nov '17	121.9	123.1	-
Oct '17	111.5	114.3	-
Sep '17	108.2	107.4	-
Aug '17	103.4	104.6	-
Jul '17	102.9	104.6	-
Jun '17	103.6	104.6	-
May '17	104.4	104.6	-
Apr '17	108.1	109.3	-
Mar '17	108.7	109.3	-
Feb '17	109.2	109.3	-
Jan '17	108.4	107.2	-
Dec '16	106.9	105.1	-
Nov '16	105.2	107.2	-
Oct '16	108.5	107.2	-
Sep '16	100.7	100.9	-
Aug '16	96.6	94.3	-
Jul '16	96.7	92.5	-
Jun '16	93.4	92.5	-
May '16	92.1	92.4	-
Apr '16	90.3	92.0	-
Mar '16	88.0	91.9	-
Feb '16	85.7	90.0	-
Jan '16	93.6	98.1	-
Dec '15	100.9	104.0	-

## Residential Heating Fuel Prices — Carmacks

	Furnace Oil	Arctic Stove Oil	Propane (500-gallon tank cost)
19-Dec-18	127.9	131.0	119.0
5-Dec-18	n/a	n/a	112.4
21-Nov-18	136.3	139.4	117.1
7-Nov-18	136.3	139.4	117.1
24-Oct-18	136.3	139.4	117.1
10-Oct-18	136.3	139.4	113.9
26-Sep-18	n/a	n/a	113.9
12-Sep-18	n/a	n/a	112.4
29-Aug-18	127.9	131.0	112.1
15-Aug-18	127.9	131.0	110.9
1-Aug-18	131.0	134.2	110.9
18-Jul-18	n/a	n/a	110.0
4-Jul-18	n/a	n/a	107.9
20-Jun-18	131.0	134.2	107.9
6-Jun-18	131.0	134.2	110.0
23-May-18	122.6	125.8	121.6
9-May-18	122.6	125.8	122.6
25-Apr-18	122.6	125.8	119.5
11-Apr-18	122.6	125.8	123.7
28-Mar-18	122.6	125.8	126.8
14-Mar-18	122.6	125.8	120.2
28-Feb-18	122.6	125.8	128.6
14-Feb-18	122.6	125.8	129.7
31-Jan-18	127.9	131.0	128.9
17-Jan-18	127.9	131.0	130.5
3-Jan-18	122.6	125.8	128.1
20-Dec-17	122.6	125.8	127.4
6-Dec-17	120.5	125.8	121.6
Nov '17	120.5	125.8	120.2
Oct '17	111.1	115.3	117.7
Sep '17	105.6	108.7	108.4
Aug '17	102.2	105.3	108.9
Jul '17	102.2	105.3	99.9
Jun '17	102.2	105.3	97.1
May '17	102.2	105.3	95.9
Apr '17	106.9	110.0	107.9
Mar '17	106.9	110.0	112.8
Feb '17	106.9	110.0	120.7
Jan '17	104.8	107.9	114.7
Dec '16	102.7	105.8	105.5
Nov '16	104.8	107.9	100.4
Oct '16	104.8	107.9	99.0
Sep '16	98.5	101.6	96.3
Aug '16	91.8	95.0	93.1
Jul '16	90.1	93.2	93.4
Jun '16	90.1	93.2	93.7
May '16	90.1	93.2	91.3
Apr '16	90.1	93.2	90.5
Mar '16	88.7	91.8	88.3
Feb '16	86.4	89.6	71.3
Jan '16	94.3	97.5	71.3
Dec '15	101.6	104.8	71.3

## Residential Heating Fuel Prices — Dawson City

	Furnace Oil	Arctic Stove Oil	Propane (500-gallon tank cost)
19-Dec-18	132.8	136.0	119.0
5-Dec-18	132.3	135.5	112.4
21-Nov-18	141.2	147.0	117.1
7-Nov-18	141.2	144.9	117.1
24-Oct-18	141.2	144.9	117.1
10-Oct-18	137.0	133.6	113.9
26-Sep-18	132.3	142.3	113.9
12-Sep-18	132.3	144.3	112.4
29-Aug-18	132.8	140.6	112.1
15-Aug-18	132.8	140.6	110.9
1-Aug-18	134.4	141.6	110.9
18-Jul-18	132.3	141.3	110.0
4-Jul-18	132.3	141.9	107.9
20-Jun-18	134.4	141.7	107.9
6-Jun-18	134.4	142.1	110.0
23-May-18	130.2	139.3	121.6
9-May-18	133.5	139.9	122.6
25-Apr-18	130.2	136.8	119.5
11-Apr-18	130.2	135.2	123.7
28-Mar-18	130.2	135.9	126.8
14-Mar-18	130.2	135.4	120.2
28-Feb-18	130.2	136.2	128.6
14-Feb-18	130.2	135.7	129.7
31-Jan-18	132.8	137.8	128.9
17-Jan-18	132.8	137.2	130.5
3-Jan-18	130.8	133.6	128.1
20-Dec-17	127.6	129.1	127.4
6-Dec-17	127.6	128.7	121.6
Nov '17	128.1	128.2	120.2
Oct '17	117.7	118.2	117.7
Sep '17	112.0	112.4	108.4
Aug '17	105.6	110.8	108.9
Jul '17	105.0	110.8	99.9
Jun '17	105.7	110.8	97.1
May '17	106.5	110.8	95.9
Apr '17	110.2	115.5	107.9
Mar '17	110.8	115.5	112.8
Feb '17	111.4	115.5	120.7
Jan '17	110.6	113.4	114.7
Dec '16	109.1	111.3	105.5
Nov '16	107.4	113.4	100.4
Oct '16	110.7	113.4	99.0
Sep '16	102.9	107.1	96.3
Aug '16	100.9	100.5	93.1
Jul '16	101.0	98.7	93.4
Jun '16	97.7	98.7	93.7
May '16	96.4	97.6	91.3
Apr '16	95.6	96.3	90.5
Mar '16	94.2	96.2	88.3
Feb '16	91.9	94.3	71.3
Jan '16	99.8	102.4	71.3
Dec '15	107.1	108.3	71.3

## Residential Heating Fuel Prices — Destruction Bay

	Furnace Oil	Arctic Stove Oil	Propane (500 gallon tank cost)
19-Dec-18	127.2	130.3	-
5-Dec-18	n/a	n/a	-
21-Nov-18	135.6	138.7	-
7-Nov-18	135.6	138.7	-
24-Oct-18	135.6	138.7	-
10-Oct-18	135.6	138.7	-
26-Sep-18	n/a	n/a	-
12-Sep-18	n/a	n/a	-
29-Aug-18	127.2	130.3	-
15-Aug-18	127.2	130.3	-
1-Aug-18	130.3	133.5	-
18-Jul-18	n/a	n/a	-
4-Jul-18	n/a	n/a	-
20-Jun-18	130.3	133.5	-
6-Jun-18	130.3	133.5	-
23-May-18	121.9	125.1	-
9-May-18	121.9	125.1	-
25-Apr-18	121.9	125.1	-
11-Apr-18	121.9	125.1	-
28-Mar-18	121.9	125.1	-
14-Mar-18	121.9	125.1	-
28-Feb-18	121.9	125.1	-
14-Feb-18	121.9	125.1	-
31-Jan-18	127.2	130.3	-
17-Jan-18	127.2	130.3	-
3-Jan-18	121.9	125.1	-
20-Dec-17	121.9	125.1	-
6-Dec-17	119.8	125.6	-
Nov '17	119.8	125.6	-
Oct '17	110.4	114.5	-
Sep '17	104.9	108.0	-
Aug '17	101.4	104.6	-
Jul '17	101.4	104.6	-
Jun '17	101.4	104.6	-
May '17	101.4	104.6	-
Apr '17	106.2	109.3	-
Mar '17	106.2	109.3	-
Feb '17	106.2	109.3	-
Jan '17	104.1	107.2	-
Dec '16	102.0	105.1	-
Nov '16	104.1	107.2	-
Oct '16	104.1	107.2	-
Sep '16	97.8	100.9	-
Aug '16	91.1	94.3	-
Jul '16	89.4	92.5	-
Jun '16	94.1	92.5	-
May '16	93.3	93.0	-
Apr '16	91.0	93.2	-
Mar '16	88.0	93.3	-
Feb '16	85.7	92.5	-
Jan '16	93.6	98.7	-
Dec '15	100.9	104.1	-

## Residential Heating Fuel Prices — Faro

	Furnace Oil	Arctic Stove Oil	Propane (500-gallon tank cost)
19-Dec-18	128.1	131.3	119.0
5-Dec-18	n/a	131.3	112.4
21-Nov-18	136.5	139.7	117.1
7-Nov-18	136.5	139.7	117.1
24-Oct-18	136.5	139.7	117.1
10-Oct-18	136.5	135.5	113.9
26-Sep-18	n/a	131.3	113.9
12-Sep-18	n/a	131.3	112.4
29-Aug-18	128.2	131.3	112.1
15-Aug-18	128.2	132.9	110.9
1-Aug-18	131.4	134.5	110.9
18-Jul-18	n/a	n/a	110.0
4-Jul-18	n/a	134.4	107.9
20-Jun-18	131.4	134.5	107.9
6-Jun-18	131.4	130.3	110.0
23-May-18	123.0	126.1	121.6
9-May-18	123.0	126.1	122.6
25-Apr-18	123.0	126.1	119.5
11-Apr-18	123.0	126.1	123.7
28-Mar-18	123.0	126.1	126.8
14-Mar-18	123.0	126.1	120.2
28-Feb-18	123.0	126.1	128.6
14-Feb-18	123.0	126.1	129.7
31-Jan-18	128.2	131.4	128.9
17-Jan-18	128.2	131.4	130.5
3-Jan-18	123.0	126.1	128.1
20-Dec-17	123.0	126.1	127.4
6-Dec-17	123.0	126.0	121.6
Nov '17	123.0	126.0	120.2
Oct '17	112.4	115.6	117.7
Sep '17	105.8	109.0	108.4
Aug '17	102.4	105.5	108.9
Jul '17	102.4	105.5	99.9
Jun '17	102.4	105.5	97.1
May '17	102.4	105.5	95.9
Apr '17	107.1	110.3	107.9
Mar '17	107.1	110.3	112.8
Feb '17	107.1	110.3	120.7
Jan '17	105.0	108.2	114.7
Dec '16	102.9	106.1	105.5
Nov '16	105.0	108.2	100.4
Oct '16	105.0	108.2	99.0
Sep '16	98.7	101.9	96.3
Aug '16	92.1	95.2	93.1
Jul '16	90.3	93.5	93.4
Jun '16	90.3	93.5	93.7
May '16	90.3	93.5	91.3
Apr '16	90.3	93.5	90.5
Mar '16	88.9	92.1	88.3
Feb '16	86.7	89.8	71.3
Jan '16	94.6	97.7	71.3
Dec '15	101.9	105.0	71.3

## Residential Heating Fuel Prices — Haines Junction

	Furnace Oil	Arctic Stove Oil	Propane (500-gallon tank cost)
19-Dec-18	125.1	128.2	119.0
5-Dec-18	n/a	n/a	112.4
21-Nov-18	133.5	136.6	117.1
7-Nov-18	133.5	136.6	117.1
24-Oct-18	133.5	136.6	117.1
10-Oct-18	133.5	135.0	113.9
26-Sep-18	n/a	130.2	113.9
12-Sep-18	n/a	128.1	112.4
29-Aug-18	125.1	128.2	112.1
15-Aug-18	125.1	128.2	110.9
1-Aug-18	128.2	131.4	110.9
18-Jul-18	n/a	131.3	110.0
4-Jul-18	n/a	131.3	107.9
20-Jun-18	128.2	129.7	107.9
6-Jun-18	128.2	128.7	110.0
23-May-18	119.8	124.5	121.6
9-May-18	119.8	124.0	122.6
25-Apr-18	119.8	124.0	119.5
11-Apr-18	119.8	124.0	123.7
28-Mar-18	119.8	123.4	126.8
14-Mar-18	119.8	124.5	120.2
28-Feb-18	119.8	123.7	128.6
14-Feb-18	119.8	125.5	129.7
31-Jan-18	125.1	129.2	128.9
17-Jan-18	125.1	127.6	130.5
3-Jan-18	119.8	123.9	128.1
20-Dec-17	119.8	121.6	127.4
6-Dec-17	119.8	121.2	121.6
Nov '17	119.8	120.4	120.2
Oct '17	109.4	114.6	117.7
Sep '17	105.7	105.1	108.4
Aug '17	100.3	100.6	108.9
Jul '17	99.7	99.8	99.9
Jun '17	100.4	99.0	97.1
May '17	101.2	101.6	95.9
Apr '17	104.9	104.5	107.9
Mar '17	105.5	104.2	112.8
Feb '17	106.1	105.9	120.7
Jan '17	105.3	102.5	114.7
Dec '16	103.8	100.6	105.5
Nov '16	102.1	99.2	100.4
Oct '16	105.4	102.1	99.0
Sep '16	97.6	101.9	96.3
Aug '16	95.5	98.0	93.1
Jul '16	95.7	98.7	93.4
Jun '16	92.4	96.3	93.7
May '16	91.0	93.3	91.3
Apr '16	88.7	91.4	90.5
Mar '16	85.9	90.7	88.3
Feb '16	83.6	86.5	71.3
Jan '16	91.5	94.4	71.3
Dec '15	98.8	101.1	71.3

## Residential Heating Fuel Prices — Marsh Lake

	Furnace Oil	Arctic Stove Oil	Propane (500 gallon tank cost)
19-Dec-18	126.1	129.2	-
5-Dec-18	128.1	131.3	-
21-Nov-18	134.5	137.6	-
7-Nov-18	134.5	137.6	-
24-Oct-18	134.5	137.6	-
10-Oct-18	133.4	133.4	-
26-Sep-18	116.6	119.7	-
12-Sep-18	n/a	n/a	-
29-Aug-18	127.7	130.8	-
15-Aug-18	127.7	130.8	-
1-Aug-18	130.8	134.0	-
18-Jul-18	n/a	n/a	-
4-Jul-18	n/a	n/a	-
20-Jun-18	130.8	134.0	-
6-Jun-18	130.8	134.0	-
23-May-18	122.4	125.6	-
9-May-18	122.4	125.6	-
25-Apr-18	122.4	125.6	-
11-Apr-18	122.4	125.6	-
28-Mar-18	121.9	125.1	-
14-Mar-18	122.4	125.6	-
28-Feb-18	122.4	125.6	-
14-Feb-18	122.4	125.6	-
31-Jan-18	127.7	130.8	-
17-Jan-18	127.7	130.8	-
3-Jan-18	122.4	125.6	-
20-Dec-17	122.4	125.6	-
6-Dec-17	122.4	125.6	-
Nov '17	122.4	125.6	-
Oct '17	112.0	115.1	-
Sep '17	105.4	108.5	-
Aug '17	102.0	105.1	-
Jul '17	102.0	105.1	-
Jun '17	102.0	105.1	-
May '17	102.0	105.1	-
Apr '17	106.7	109.8	-
Mar '17	106.7	109.8	-
Feb '17	106.7	109.8	-
Jan '17	104.6	107.7	-
Dec '16	102.5	105.6	-
Nov '16	104.6	107.7	-
Oct '16	104.6	107.7	-
Sep '16	98.3	101.4	-
Aug '16	91.6	94.8	-
Jul '16	89.9	93.0	-
Jun '16	89.9	93.0	-
May '16	89.9	93.0	-
Apr '16	89.9	93.0	-
Mar '16	88.5	91.6	-
Feb '16	85.7	88.9	-
Jan '16	93.6	96.8	-
Dec '15	100.9	104.1	-

## Residential Heating Fuel Prices — Mayo

	Furnace Oil	Arctic Stove Oil	Propane (500-gallon tank cost)
19-Dec-18	136.8	140.0	119.0
5-Dec-18	135.5	138.6	112.4
21-Nov-18	145.2	148.4	117.1
7-Nov-18	145.2	147.6	117.1
24-Oct-18	143.1	146.2	117.1
10-Oct-18	141.2	144.8	113.9
26-Sep-18	135.5	143.9	113.9
12-Sep-18	135.5	138.6	112.4
29-Aug-18	136.8	143.2	110.9
15-Aug-18	136.8	143.2	110.9
1-Aug-18	138.4	144.3	110.9
18-Jul-18	135.5	142.9	110.0
4-Jul-18	135.5	143.4	107.9
20-Jun-18	138.4	141.5	107.9
6-Jun-18	138.4	144.7	110.0
23-May-18	134.2	137.3	121.6
9-May-18	135.4	138.6	122.6
25-Apr-18	134.2	137.3	119.5
11-Apr-18	134.2	137.3	123.7
28-Mar-18	134.2	137.3	126.8
14-Mar-18	134.2	137.3	120.2
28-Feb-18	134.2	137.3	128.6
14-Feb-18	134.2	137.3	129.7
31-Jan-18	136.8	140.0	128.9
17-Jan-18	136.8	140.0	130.5
3-Jan-18	134.8	136.4	128.1
20-Dec-17	131.6	131.8	127.4
6-Dec-17	131.6	131.4	121.6
Nov '17	131.6	131.5	120.2
Oct '17	119.0	118.2	117.7
Sep '17	113.8	115.4	108.4
Aug '17	109.4	115.4	108.9
Jul '17	108.4	114.5	99.9
Jun '17	108.9	114.5	97.1
May '17	109.4	114.5	95.9
Apr '17	111.1	115.9	107.9
Mar '17	112.3	116.9	112.8
Feb '17	111.6	115.3	120.7
Jan '17	112.0	116.0	114.7
Dec '16	110.9	114.5	105.5
Nov '16	110.4	117.3	100.4
Oct '16	112.7	116.9	99.0
Sep '16	105.6	110.6	96.3
Aug '16	101.7	103.6	93.1
Jul '16	102.6	104.0	93.4
Jun '16	99.7	102.7	93.7
May '16	98.8	101.3	91.3
Apr '16	98.9	99.8	90.5
Mar '16	99.2	99.9	88.3
Feb '16	98.2	98.8	71.3
Jan '16	108.0	108.0	71.3
Dec '15	112.2	112.3	71.3

## Residential Heating Fuel Prices — Pelly Crossing

	Furnace Oil	Arctic Stove Oil	Propane (500 gallon tank cost)
19-Dec-18	129.8	132.9	-
5-Dec-18	n/a	n/a	-
21-Nov-18	138.2	141.3	-
7-Nov-18	138.2	143.6	-
24-Oct-18	138.2	143.6	-
10-Oct-18	138.2	143.6	-
26-Sep-18	n/a	n/a	-
12-Sep-18	n/a	n/a	-
29-Aug-18	129.8	132.9	-
15-Aug-18	129.8	132.9	-
1-Aug-18	132.9	136.1	-
18-Jul-18	n/a	n/a	-
4-Jul-18	n/a	n/a	-
20-Jun-18	132.9	136.1	-
6-Jun-18	132.9	136.1	-
23-May-18	124.5	127.7	-
9-May-18	124.5	127.7	-
25-Apr-18	124.5	127.7	-
11-Apr-18	124.5	127.7	-
28-Mar-18	124.5	127.7	-
14-Mar-18	124.5	127.7	-
28-Feb-18	124.5	127.7	-
14-Feb-18	124.5	127.7	-
31-Jan-18	129.8	132.9	-
17-Jan-18	129.8	132.9	-
3-Jan-18	124.5	126.3	-
20-Dec-17	124.5	124.8	-
6-Dec-17	124.5	124.2	-
Nov '17	124.5	124.4	-
Oct '17	114.1	114.2	-
Sep '17	109.4	108.6	-
Aug '17	102.9	107.2	-
Jul '17	102.4	107.2	-
Jun '17	103.1	107.2	-
May '17	103.9	107.2	-
Apr '17	107.6	111.9	-
Mar '17	108.2	111.9	-
Feb '17	108.7	111.9	-
Jan '17	107.9	109.8	-
Dec '16	106.4	107.7	-
Nov '16	104.7	109.8	-
Oct '16	108.0	109.8	-
Sep '16	100.2	103.5	-
Aug '16	98.2	96.9	-
Jul '16	98.3	95.1	-
Jun '16	95.1	95.1	-
May '16	93.7	94.5	-
Apr '16	92.4	93.6	-
Mar '16	90.6	93.5	-
Feb '16	88.3	91.6	-
Jan '16	96.2	99.7	-
Dec '15	103.5	105.6	-

## Residential Heating Fuel Prices — Ross River

	Furnace Oil	Arctic Stove Oil	Propane (500-gallon tank cost)
19-Dec-18	135.4	132.3	119.0
5-Dec-18	149.6	n/a	112.4
21-Nov-18	152.2	140.7	117.1
7-Nov-18	144.6	140.7	117.1
24-Oct-18	144.6	140.7	117.1
10-Oct-18	144.6	140.7	113.9
26-Sep-18	151.7	n/a	113.9
12-Sep-18	151.7	n/a	112.4
29-Aug-18	140.4	132.3	112.1
15-Aug-18	140.4	132.3	110.9
1-Aug-18	141.0	135.5	110.9
18-Jul-18	149.6	n/a	110.0
4-Jul-18	150.0	n/a	107.9
20-Jun-18	141.2	135.5	107.9
6-Jun-18	141.2	135.5	110.0
23-May-18	130.1	127.1	121.6
9-May-18	130.1	127.1	122.6
25-Apr-18	130.1	127.1	119.5
11-Apr-18	128.0	127.1	123.7
28-Mar-18	123.9	127.1	126.8
14-Mar-18	123.9	127.1	120.2
28-Feb-18	123.9	127.1	128.6
14-Feb-18	123.9	127.1	129.7
31-Jan-18	129.2	132.3	128.9
17-Jan-18	129.2	132.3	130.5
3-Jan-18	123.9	127.1	128.1
20-Dec-17	123.9	127.1	127.4
6-Dec-17	123.9	127.1	121.6
Nov '17	123.9	127.1	120.2
Oct '17	113.5	116.6	117.7
Sep '17	106.9	110.0	108.4
Aug '17	103.4	106.6	108.9
Jul '17	103.4	106.6	99.9
Jun '17	103.4	106.6	97.1
May '17	103.4	106.6	95.9
Apr '17	108.2	111.3	107.9
Mar '17	108.2	111.3	112.8
Feb '17	108.2	111.3	120.7
Jan '17	106.1	109.2	114.7
Dec '16	104.0	107.1	105.5
Nov '16	106.1	109.2	100.4
Oct '16	106.1	109.2	99.0
Sep '16	99.8	102.9	96.3
Aug '16	93.1	96.3	93.1
Jul '16	91.4	94.5	93.4
Jun '16	91.4	94.5	93.7
May '16	91.4	94.5	91.3
Apr '16	91.4	94.5	90.5
Mar '16	90.0	93.1	88.3
Feb '16	87.7	90.9	71.3
Jan '16	95.6	98.8	71.3
Dec '15	102.9	106.1	71.3

## Residential Heating Fuel Prices — Stewart Crossing

	Furnace Oil	Arctic Stove Oil	Propane (500-gallon tank cost)
19-Dec-18	129.3	132.4	-
5-Dec-18	n/a	n/a	-
21-Nov-18	137.7	140.9	-
7-Nov-18	137.7	140.9	-
24-Oct-18	137.7	140.9	-
10-Oct-18	137.7	140.9	-
26-Sep-18	n/a	n/a	-
12-Sep-18	n/a	n/a	-
29-Aug-18	125.6	130.3	-
15-Aug-18	125.6	130.3	-
1-Aug-18	132.9	133.5	-
18-Jul-18	n/a	n/a	-
4-Jul-18	n/a	n/a	-
20-Jun-18	132.9	136.1	-
6-Jun-18	132.9	136.1	-
23-May-18	124.5	127.7	-
9-May-18	124.5	127.7	-
25-Apr-18	124.5	127.7	-
11-Apr-18	124.5	127.7	-
28-Mar-18	124.1	124.1	-
14-Mar-18	124.5	127.7	-
28-Feb-18	124.5	127.7	-
14-Feb-18	124.5	127.7	-
31-Jan-18	129.8	132.9	-
17-Jan-18	129.8	132.9	-
3-Jan-18	124.5	127.7	-
20-Dec-17	124.5	127.7	-
6-Dec-17	124.5	127.7	-
Nov '17	124.5	127.7	-
Oct '17	114.1	117.2	-
Sep '17	107.5	110.6	-
Aug '17	104.1	107.2	-
Jul '17	104.1	107.2	-
Jun '17	104.1	107.2	-
May '17	104.1	107.2	-
Apr '17	108.8	111.9	-
Mar '17	108.8	111.9	-
Feb '17	108.8	111.9	-
Jan '17	106.7	109.8	-
Dec '16	104.6	107.7	-
Nov '16	106.7	109.8	-
Oct '16	106.7	109.8	-
Sep '16	100.4	103.5	-
Aug '16	93.7	96.9	-
Jul '16	92.0	95.1	-
Jun '16	92.0	95.1	-
May '16	92.0	95.1	-
Apr '16	92.0	95.1	-
Mar '16	90.6	93.7	-
Feb '16	88.3	91.5	-
Jan '16	96.2	99.4	-
Dec '15	103.5	106.7	-

## Residential Heating Fuel Prices — Tagish & Teslin

	Tagish		
	Furnace Oil	Arctic Stove Oil	Propane (500-gallon tank cost)
19-Dec-18	126.1	129.2	-
5-Dec-18	128.1	131.3	-
21-Nov-18	134.5	136.9	-
7-Nov-18	134.5	134.8	-
24-Oct-18	134.5	134.8	-
10-Oct-18	133.4	132.0	-
26-Sep-18	116.6	126.1	-
12-Sep-18	n/a	136.4	-
29-Aug-18	127.9	132.0	-
15-Aug-18	127.9	132.0	-
1-Aug-18	131.0	133.6	-
18-Jul-18	n/a	133.5	-
4-Jul-18	n/a	134.6	-
20-Jun-18	130.3	134.9	-
6-Jun-18	130.3	135.5	-
23-May-18	121.9	131.3	-
9-May-18	121.9	128.9	-
25-Apr-18	121.9	127.6	-
11-Apr-18	121.9	124.6	-
28-Mar-18	121.9	125.6	-
14-Mar-18	121.9	124.9	-
28-Feb-18	121.9	125.1	-
14-Feb-18	121.9	125.1	-
31-Jan-18	127.2	130.3	-
17-Jan-18	127.2	130.3	-
3-Jan-18	121.9	125.0	-
20-Dec-17	121.9	123.5	-
6-Dec-17	121.9	122.9	-
Nov '17	121.9	123.1	-
Oct '17	111.5	114.3	-
Sep '17	108.2	107.4	-
Aug '17	103.4	108.2	-
Jul '17	102.9	110.0	-
Jun '17	103.6	110.0	-
May '17	104.4	110.0	-
Apr '17	108.1	115.0	-
Mar '17	108.7	115.0	-
Feb '17	109.2	115.0	-
Jan '17	108.4	114.0	-
Dec '16	106.9	112.9	-
Nov '16	105.2	110.1	-
Oct '16	108.5	114.0	-
Sep '16	100.7	103.0	-
Aug '16	96.6	99.7	-
Jul '16	96.7	98.8	-
Jun '16	93.4	98.8	-
May '16	92.1	97.7	-
Apr '16	90.3	96.3	-
Mar '16	88.0	96.2	-
Feb '16	85.7	95.0	-
Jan '16	93.6	103.9	-
Dec '15	100.9	109.6	-

	Teslin		
	Furnace Oil	Arctic Stove Oil	Propane (500-gallon tank cost)
19-Dec-18	127.5	130.2	119.0
5-Dec-18	130.2	133.4	112.4
21-Nov-18	135.9	138.6	117.1
7-Nov-18	135.9	138.6	117.1
24-Oct-18	135.9	138.6	117.1
10-Oct-18	134.8	130.2	113.9
26-Sep-18	118.7	121.8	113.9
12-Sep-18	n/a	n/a	112.4
29-Aug-18	127.9	131.0	112.1
15-Aug-18	127.9	131.0	110.9
1-Aug-18	131.0	134.2	110.9
18-Jul-18	n/a	n/a	110.0
4-Jul-18	n/a	n/a	107.9
20-Jun-18	131.0	134.2	107.9
6-Jun-18	131.0	134.2	110.0
23-May-18	122.6	125.8	121.6
9-May-18	122.6	125.8	122.6
25-Apr-18	122.6	125.8	119.5
11-Apr-18	122.6	125.8	123.7
28-Mar-18	122.6	125.8	126.8
14-Mar-18	122.6	125.8	120.2
28-Feb-18	122.6	125.8	128.6
14-Feb-18	122.6	125.8	129.7
31-Jan-18	127.9	131.0	128.9
17-Jan-18	127.9	131.0	130.5
3-Jan-18	122.6	124.3	128.1
20-Dec-17	122.6	122.3	127.4
6-Dec-17	122.6	121.3	121.6
Nov '17	122.6	121.5	120.2
Oct '17	112.2	112.8	117.7
Sep '17	107.8	107.0	108.4
Aug '17	101.7	105.3	108.9
Jul '17	101.2	105.3	99.9
Jun '17	101.8	105.3	97.1
May '17	102.7	105.3	95.9
Apr '17	106.3	110.0	107.9
Mar '17	107.0	110.0	112.8
Feb '17	107.5	110.0	120.7
Jan '17	106.7	107.9	114.7
Dec '16	105.2	105.8	105.5
Nov '16	103.5	107.9	100.4
Oct '16	106.7	107.9	99.0
Sep '16	99.0	101.6	96.3
Aug '16	96.9	95.0	93.1
Jul '16	97.1	93.2	93.4
Jun '16	93.8	93.2	93.7
May '16	92.4	92.9	91.3
Apr '16	90.1	93.1	88.4
Mar '16	88.7	92.2	88.3
Feb '16	86.4	90.4	71.3
Jan '16	94.3	98.5	71.3
Dec '15	101.6	104.4	71.3

## Residential Heating Fuel Prices — Watson Lake

	Furnace Oil	Arctic Stove Oil	Propane (500-gallon tank cost)
19-Dec-18	127.1	130.2	119.0
5-Dec-18	n/a	n/a	112.4
21-Nov-18	135.5	138.6	117.1
7-Nov-18	135.5	138.6	117.1
24-Oct-18	135.5	138.6	117.1
10-Oct-18	135.5	138.6	113.9
26-Sep-18	n/a	n/a	113.9
12-Sep-18	n/a	n/a	112.4
29-Aug-18	127.1	130.2	112.1
15-Aug-18	127.1	130.2	110.9
1-Aug-18	130.2	133.4	110.9
18-Jul-18	n/a	n/a	110.0
4-Jul-18	n/a	n/a	107.9
20-Jun-18	130.2	133.4	107.9
6-Jun-18	130.2	133.4	110.0
23-May-18	121.8	125.0	121.6
9-May-18	121.8	125.0	122.6
25-Apr-18	121.8	125.0	119.5
11-Apr-18	121.8	125.0	123.7
28-Mar-18	121.8	125.0	126.8
14-Mar-18	121.8	125.0	120.2
28-Feb-18	121.8	125.0	128.6
14-Feb-18	121.8	125.0	129.7
31-Jan-18	127.1	130.2	128.9
17-Jan-18	127.1	130.2	130.5
3-Jan-18	121.8	126.4	128.1
20-Dec-17	121.8	126.4	127.4
6-Dec-17	121.8	125.8	121.6

	Furnace Oil	Arctic Stove Oil	Propane (500-gallon tank cost)
Nov '17	121.8	126.1	120.2
Oct '17	111.4	116.1	117.7
Sep '17	109.1	108.2	108.4
Aug '17	104.0	104.5	108.9
Jul '17	103.4	104.5	99.9
Jun '17	104.1	104.5	97.1
May '17	104.9	104.5	95.9
Apr '17	108.6	109.2	107.9
Mar '17	109.2	109.2	112.8
Feb '17	109.7	109.2	120.7
Jan '17	108.9	107.1	114.7

Dec '16	107.5	105.0	105.5
Nov '16	105.8	107.1	100.4
Oct '16	109.0	107.1	99.0
Sep '16	101.3	100.8	96.3
Aug '16	101.4	99.8	94.7
Sep '16	101.3	100.8	96.3
Aug '16	99.2	94.2	93.1
Jul '16	99.4	92.4	93.4
Jun '16	96.1	92.4	93.7
May '16	94.7	93.6	91.3
Apr '16	91.6	94.6	90.5
Mar '16	87.9	94.6	88.3
Feb '16	85.6	92.6	71.3
Jan '16	93.0	99.5	71.3

Dec '15	100.8	106.4	71.3
---------	-------	-------	------

Next release: February 1, 2019



Department of Finance  
Yukon Bureau of Statistics

Additional information:  
Government of Yukon  
Department of Finance  
Bureau of Statistics (B-4)  
Box 2703, Whitehorse, Yukon Y1A 2C6  
Telephone: (867) 667-5640; Fax: (867) 393-6203  
Email: [ybsinfo@gov.yk.ca](mailto:ybsinfo@gov.yk.ca)  
Website: <http://www.eco.gov.yk.ca/stats/ybs.html>