



Yukon Fuel Price Survey January 2022

Retail Motor Fuel Prices in Yukon

	Self-serve			% Change Jan 27, 2021 to Jan 26, 2022		
	regular	premium	diesel	regular	premium	diesel
Whitehorse	158.3	169.9	156.9	27.5%	26.8%	25.5%
Beaver Creek	n/a	n/a	n/a	n/a	n/a	n/a
Burwash Landing	164.9	172.9	162.0	33.0%	29.0%	25.6%
Carcross	169.9	-	169.9	22.3%	-	21.4%
Carmacks	169.9	179.9	167.9	37.3%	35.1%	35.7%
Dawson City	164.7	180.4	165.7	20.9%	18.7%	20.3%
Destruction Bay	n/a	n/a	n/a	n/a	n/a	n/a
Eagle Plains	172.0	-	175.0	21.1%	-	20.7%
Faro	169.9	-	167.9	29.8%	-	24.5%
Haines Junction	163.2	172.2	163.4	27.1%	25.5%	21.3%
Jake's Corner	159.9	170.9	162.9	28.0%	25.8%	29.4%
Mayo	157.1	-	159.9	20.0%	-	21.2%
Pelly Crossing	n/a	n/a	n/a	n/a	n/a	n/a
Ross River	169.9	-	167.9	30.8%	-	31.3%
Stewart Crossing	169.9	180.9	172.9	n/a	n/a	n/a
Teslin	163.9	170.9	162.9	27.2%	22.2%	25.4%
Watson Lake	158.9	171.9	160.9	30.4%	n/a	29.9%

As of January 26, 2022, average **regular self-serve** gasoline prices ranged from 157.1¢ per litre in Mayo to 172.0¢ per litre in Eagle Plains; a difference of 14.9¢. In communities offering **premium self-serve** gasoline, prices ranged from 169.9¢ in Whitehorse to 180.9¢ in Stewart Crossing; a difference of 11.0¢. **Diesel self-serve**, prices ranged from 156.9¢ in Whitehorse to 175.0¢ in Eagle Plains; a difference of 18.1¢ per litre.

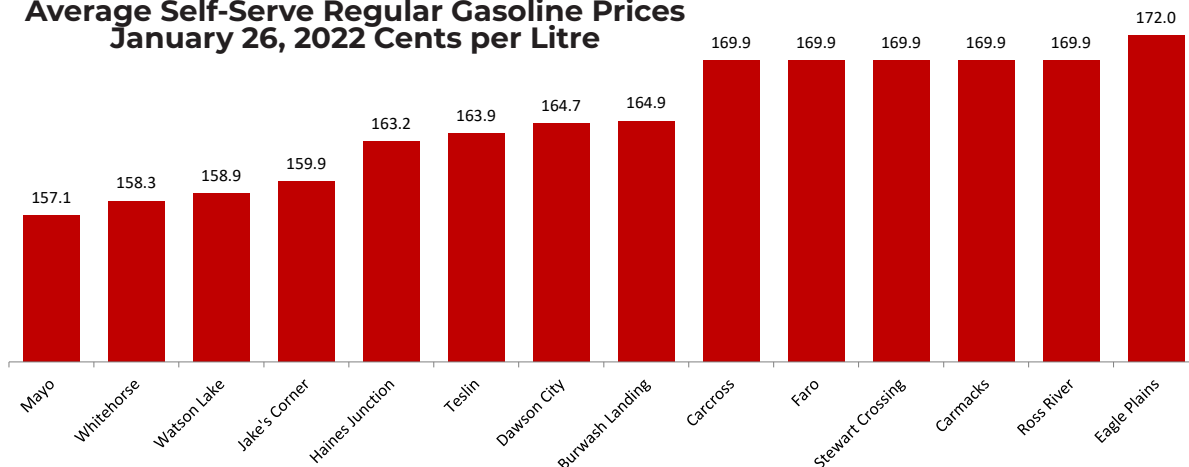
Comparing January 26, 2022 to January 27, 2021, **regular self-serve** gasoline prices increased in all Yukon communities with the largest percentage increase at Carmacks (37.3%). **Diesel self-serve** prices increased in all Yukon communities with the largest percentage increase in Carmacks (35.7%).

	Full-serve				Jan 27, 2021 to Jan 26, 2022			
	regular	premium	diesel	propane	regular	premium	diesel	propane
Whitehorse	159.9	169.9	162.9	122.9	28.0%	30.8%	29.4%	10.1%
Dawson City	-	-	-	135.0	-	-	-	n/a
Destruction Bay	-	-	-	n/a	-	-	-	n/a
Eagle Plains	-	-	-	144.0	-	-	-	0.0%
Teslin	-	-	-	110.0	-	-	-	0.0%
Watson Lake	-	-	-	120.0	-	-	-	6.3%

In communities offering **full-serve propane** fuel services, prices ranged from 110.0¢ per litre in Teslin to 144.0 per litre in Eagle Plains; a difference of 34.0¢. Year-over-year, prices of full-serve propane increased in Whitehorse and Watson Lake; remained the same in Eagle Plains and Teslin; and were unavailable in Dawson City and Destruction Bay.

Notes:
All prices are Canadian cents per litre, including all applicable taxes.
"n/a" indicates this information was not available for the reporting period.
"-" indicates this service was not available in this community at this time.

**Average Self-Serve Regular Gasoline Prices
January 26, 2022 Cents per Litre**



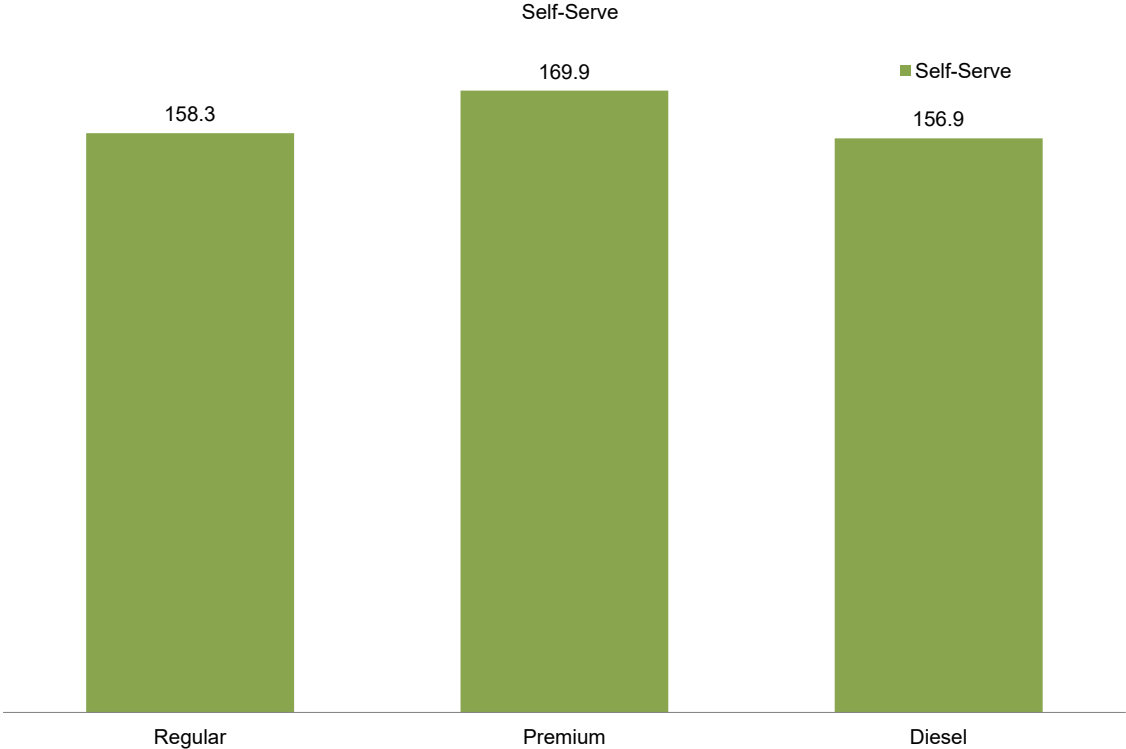
Price for Beaver Creek, Destruction Bay, and Pelly Crossing were unavailable.

Retail Motor Fuel Prices — Whitehorse

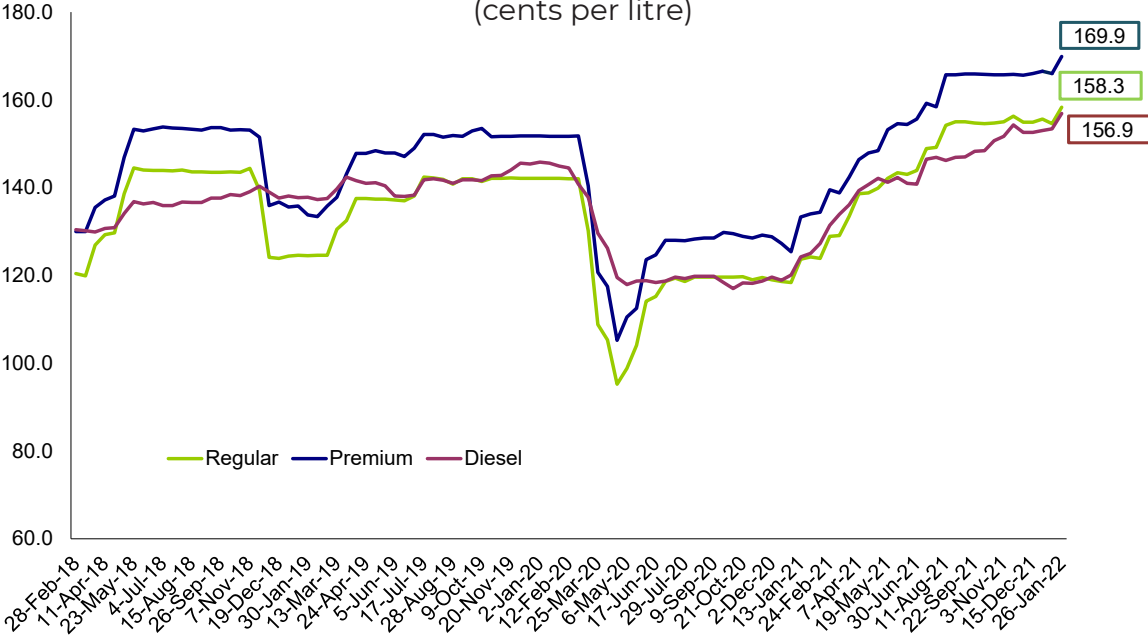
	Self-serve			Full-serve			
	regular	premium	diesel	regular	premium	diesel	propane
26-Jan-22	158.3	169.9	156.9	159.9	169.9	162.9	122.9
12-Jan-22	154.6	166.0	153.4	155.9	165.9	154.9	130.0
29-Dec-21	155.6	166.5	153.0	n/a	n/a	n/a	125.9
15-Dec-21	154.9	166.0	152.6	155.9	165.9	154.9	128.2
1-Dec-21	154.9	165.6	152.6	155.9	165.9	154.9	129.9
17-Nov-21	156.3	165.8	154.3	155.9	165.9	154.9	125.5
3-Nov-21	155.0	165.7	151.7	155.9	165.9	154.9	123.6
20-Oct-21	154.7	165.7	150.7	155.9	165.9	154.9	123.6
6-Oct-21	154.6	165.8	148.4	155.9	165.9	154.9	123.6
22-Sep-21	154.7	165.9	148.3	155.9	165.9	147.9	118.9
8-Sep-21	155.0	165.9	147.0	155.9	165.9	147.9	116.9
25-Aug-21	155.0	165.7	146.9	154.9	164.9	145.9	116.9
11-Aug-21	154.2	165.7	146.2	154.9	164.9	145.9	116.9
28-Jul-21	149.2	158.4	146.9	145.9	155.9	142.9	115.9
14-Jul-21	148.9	159.2	146.5	145.9	155.9	142.9	115.9
30-Jun-21	143.9	155.6	140.8	144.9	154.9	142.9	113.9
16-Jun-21	143.0	154.4	141.0	144.9	154.9	142.9	113.6
2-Jun-21	143.4	154.6	142.3	144.9	154.9	142.9	113.9
19-May-21	142.1	153.2	141.2	144.9	154.9	142.9	112.2
5-May-21	139.9	148.4	142.1	144.4	154.4	150.9	111.2
21-Apr-21	138.8	147.9	140.7	139.9	149.9	142.9	111.2
7-Apr-21	138.6	146.4	139.3	135.9	145.9	138.9	107.2
24-Mar-21	133.5	142.4	136.1	134.9	144.9	137.9	107.9
10-Mar-21	129.1	138.8	133.9	129.9	139.9	137.9	109.9
24-Feb-21	128.9	139.5	131.4	129.9	139.9	139.9	112.9
10-Feb-21	123.9	134.4	127.3	124.9	134.9	130.9	111.6
27-Jan-21	124.2	134.0	125.0	124.9	129.9	125.9	111.6
13-Jan-21	123.7	133.3	124.2	124.9	134.9	125.9	110.2
Dec '20	118.7	127.2	119.5	119.9	128.1	119.9	104.9
Nov '20	119.3	128.9	118.5	118.4	127.9	118.4	106.6
Oct '20	119.7	129.2	117.7	118.3	126.9	117.2	104.9
Sep '20	119.6	129.2	119.1	118.2	126.9	118.2	107.7
Aug '20	119.6	128.4	119.8	119.7	129.9	119.7	107.7
Jul '20	118.9	128.0	119.2	119.7	128.2	119.7	105.9
Jun '20	114.7	124.2	118.6	116.1	125.2	119.8	105.6
May '20	101.5	111.5	118.3	103.4	111.2	117.2	103.9
Apr '20	100.3	111.4	122.9	100.9	116.2	123.2	102.2
Mar '20	119.5	130.6	133.7	120.1	135.5	138.4	103.3
Feb '20	142.0	151.8	142.7	142.6	153.2	143.7	106.8
Jan '20	142.1	151.7	145.4	142.6	153.2	145.7	106.8
Dec '19	142.1	151.8	145.5	142.9	153.6	146.9	106.2
Nov '19	142.2	151.7	143.4	142.9	153.4	143.6	104.9
Oct '19	141.8	152.6	142.2	142.9	153.5	142.2	102.9
Sep '19	142.0	152.3	141.8	142.9	153.7	143.1	100.8
Aug '19	141.4	151.7	141.4	142.9	153.9	142.9	101.0
Jul '19	140.9	151.1	140.7	141.8	152.9	140.6	101.1
Jun '19	137.1	147.5	138.1	137.3	149.5	138.9	100.7
May '19	137.4	148.2	140.8	137.9	150.1	140.9	101.5
Apr '19	137.5	147.8	141.3	137.9	149.9	141.4	100.9
Mar '19	131.5	140.5	141.1	132.9	143.6	142.4	100.1
Feb '19	124.6	134.6	137.4	124.9	136.3	138.5	99.3
Jan '19	124.5	135.1	137.9	124.9	137.4	138.9	99.9

Retail Motor Fuel Prices — Whitehorse

Average Fuel Prices, as of January 26, 2022
(cents per litre)



Average Self-Serve Bi-weekly Fuel Prices,
January 2018 - January 2022
(cents per litre)



Retail Motor Fuel Prices - Beaver Creek & Burwash Landing

	Beaver Creek Self-serve		
	regular	premium	diesel
26-Jan-22	n/a	n/a	n/a
12-Jan-22	174.9	189.9	174.9
29-Dec-21	174.9	189.9	174.9
15-Dec-21	174.9	189.9	174.9
1-Dec-21	174.9	189.9	174.9
17-Nov-21	174.9	189.9	174.9
3-Nov-21	174.9	189.9	174.9
20-Oct-21	174.9	189.9	174.9
6-Oct-21	174.9	189.9	174.9
22-Sep-21	169.9	184.9	174.9
8-Sep-21	172.4	184.9	171.9
25-Aug-21	172.4	184.9	171.9
11-Aug-21	168.9	176.9	171.9
28-Jul-21	162.4	176.9	171.9
14-Jul-21	162.4	176.9	171.9
30-Jun-21	155.9	174.9	169.4
16-Jun-21	161.9	174.9	169.4
2-Jun-21	154.9	174.9	169.9
19-May-21	154.9	174.9	169.9
5-May-21	154.9	174.9	169.9
21-Apr-21	154.9	174.9	169.9
7-Apr-21	154.9	174.9	169.9
24-Mar-21	154.9	174.9	169.9
10-Mar-21	139.9	159.9	169.9
24-Feb-21	139.9	159.9	159.9
10-Feb-21	139.9	159.9	159.9
27-Jan-21	139.9	159.9	159.9
13-Jan-21	139.9	154.9	154.9
Dec '20	147.4	160.4	160.4
Nov '20	149.9	159.9	154.9
Oct '20	147.0	159.0	154.9
Sep '20	147.4	164.0	154.9
Aug '20	149.9	159.9	154.9
Jul '20	149.9	159.9	154.9
Jun '20	144.4	159.9	154.9
May '20	138.5	159.5	154.5
Apr '20	138.5	164.5	154.5
Mar '20	153.9	169.9	169.9
Feb '20	158.9	169.9	174.9
Jan '20	158.9	169.9	174.9
Dec '19	158.9	169.9	174.9
Nov '19	157.9	169.9	165.9
Oct '19	157.1	169.5	163.8
Sep '19	157.1	165.0	160.8
Aug '19	157.2	169.9	160.9
Jul '19	157.2	169.9	160.9
Jun '19	157.2	166.4	159.8
May '19	158.9	169.9	169.9
Apr '19	154.9	169.9	169.9
Mar '19	149.9	169.9	169.9
Feb '19	147.4	169.9	169.9
Jan '19	149.9	166.6	166.6

	Burwash Landing Self-serve		
	regular	premium	diesel
26-Jan-22	164.9	172.9	162.0
12-Jan-22	162.0	170.0	154.9
29-Dec-21	n/a	n/a	n/a
15-Dec-21	162.0	170.0	154.9
1-Dec-21	162.0	170.0	154.9
17-Nov-21	159.9	167.9	149.9
3-Nov-21	155.9	167.9	149.9
20-Oct-21	n/a	n/a	n/a
6-Oct-21	n/a	n/a	n/a
22-Sep-21	n/a	n/a	n/a
8-Sep-21	159.9	n/a	161.0
25-Aug-21	n/a	n/a	n/a
11-Aug-21	159.9	157.9	149.9
28-Jul-21	n/a	n/a	n/a
14-Jul-21	151.9	159.9	146.9
30-Jun-21	151.9	159.9	146.9
16-Jun-21	n/a	n/a	n/a
2-Jun-21	145.9	155.9	144.9
19-May-21	145.9	155.9	144.9
5-May-21	145.9	155.9	144.9
21-Apr-21	145.9	155.9	144.9
7-Apr-21	155.9	145.9	144.9
24-Mar-21	122.2	123.2	118.3
10-Mar-21	n/a	n/a	n/a
24-Feb-21	129.9	139.9	134.9
10-Feb-21	n/a	n/a	n/a
27-Jan-21	124.0	134.0	129.0
13-Jan-21	n/a	n/a	n/a
Dec '20	n/a	n/a	n/a
Nov '20	126.5	136.8	122.5
Oct '20	126.5	136.8	122.5
Sep '20	n/a	n/a	n/a
Aug '20	125.9	133.1	127.3
Jul '20	126.3	133.0	124.7
Jun '20	105.9	113.9	129.9
May '20	105.9	113.9	129.9
Apr '20	n/a	n/a	n/a
Mar '20	142.9	152.9	142.9
Feb '20	142.9	n/a	n/a
Jan '20	142.9	152.9	142.9
Dec '19	142.9	152.9	142.9
Nov '19	142.9	152.9	142.9
Oct '19	142.9	152.9	142.9
Sep '19	142.9	152.9	142.9
Aug '19	142.9	152.9	142.9
Jul '19	140.4	150.4	141.4
Jun '19	132.9	142.9	139.9
May '19	132.9	142.9	139.9
Apr '19	n/a	n/a	n/a
Mar '19	126.0	136.0	138.9
Feb '19	126.0	136.0	138.9
Jan '19	133.5	144.5	138.9

Retail Motor Fuel Prices — Carcross & Carmacks

	Carcross Self-serve				Carmacks Self-serve		
	regular	premium	diesel		regular	premium	diesel
26-Jan-22	169.9	-	169.9	26-Jan-22	169.9	179.9	167.9
12-Jan-22	164.9	-	169.9	12-Jan-22	169.9	171.3	167.9
29-Dec-21	164.9	-	169.9	29-Dec-21	159.9	169.9	154.9
15-Dec-21	164.9	-	169.9	15-Dec-21	169.9	179.9	167.9
1-Dec-21	164.9	-	169.9	1-Dec-21	166.9	179.9	167.9
17-Nov-21	164.9	-	169.9	17-Nov-21	166.9	179.9	167.9
3-Nov-21	164.9	-	169.9	3-Nov-21	166.9	179.9	167.9
20-Oct-21	164.9	-	157.9	20-Oct-21	165.9	176.9	161.4
6-Oct-21	164.9	-	157.9	6-Oct-21	164.9	174.4	154.9
22-Sep-21	164.9	-	157.9	22-Sep-21	164.9	173.9	154.9
8-Sep-21	164.9	-	157.9	8-Sep-21	164.9	174.4	154.9
25-Aug-21	164.9	-	157.9	25-Aug-21	164.9	172.4	154.9
11-Aug-21	164.9	-	157.9	11-Aug-21	159.9	169.9	154.9
28-Jul-21	159.9	-	157.9	28-Jul-21	157.4	166.9	154.9
14-Jul-21	159.9	-	157.9	14-Jul-21	154.9	164.4	147.9
30-Jun-21	154.9	-	157.9	30-Jun-21	154.9	164.4	147.9
16-Jun-21	154.9	-	157.9	16-Jun-21	154.9	164.4	147.9
2-Jun-21	154.9	-	157.9	2-Jun-21	154.9	164.4	147.9
19-May-21	154.9	-	157.9	19-May-21	148.9	158.9	147.9
5-May-21	148.9	-	149.9	5-May-21	148.9	158.9	147.9
21-Apr-21	148.9	-	149.9	21-Apr-21	148.9	158.9	147.9
7-Apr-21	148.9	-	149.9	7-Apr-21	144.9	154.9	145.9
24-Mar-21	148.9	-	149.9	24-Mar-21	142.9	152.9	145.9
10-Mar-21	144.9	-	145.9	10-Mar-21	136.9	146.9	139.9
24-Feb-21	144.9	-	145.9	24-Feb-21	136.9	146.9	136.9
10-Feb-21	138.9	-	144.9	10-Feb-21	129.9	139.9	136.9
27-Jan-21	138.9	-	139.9	27-Jan-21	123.7	133.2	123.7
13-Jan-21	138.9	-	139.9	13-Jan-21	129.9	139.9	129.9
Dec '20	135.9	-	135.9	Dec '20	129.9	139.9	119.9
Nov '20	135.9	-	135.9	Nov '20	129.9	139.9	119.9
Oct '20	135.9	-	129.9	Oct '20	129.9	139.9	122.4
Sep '20	129.9	-	135.4	Sep '20	129.8	139.9	124.9
Aug '20	135.9	-	129.9	Aug '20	129.9	139.9	123.5
Jul '20	134.6	-	129.9	Jul '20	131.2	139.7	118.6
Jun '20	127.9	-	129.9	Jun '20	122.4	132.4	118.9
May '20	110.9	-	129.9	May '20	108.9	118.9	121.4
Apr '20	112.9	-	129.9	Apr '20	109.9	122.4	126.9
Mar '20	148.9	-	153.9	Mar '20	138.2	148.2	149.9
Feb '20	152.9	-	157.9	Feb '20	152.9	162.9	159.9
Jan '20	152.9	-	157.9	Jan '20	152.9	162.9	165.9
Dec '19	152.9	-	157.9	Dec '19	152.9	162.9	155.9
Nov '19	152.9	-	157.9	Nov '19	152.9	162.9	155.9
Oct '19	149.9	-	154.9	Oct '19	152.9	162.9	155.9
Sep '19	149.9	-	154.9	Sep '19	152.9	162.9	155.9
Aug '19	149.9	-	154.9	Aug '19	152.9	162.9	155.9
Jul '19	149.9	-	154.9	Jul '19	152.9	162.9	155.9
Jun '19	147.9	-	154.9	Jun '19	152.9	160.4	154.9
May '19	147.9	-	154.9	May '19	152.9	160.4	154.9
Apr '19	147.9	-	154.9	Apr '19	147.2	157.2	151.9
Mar '19	139.9	-	149.9	Mar '19	134.9	144.9	146.9
Feb '19	134.9	-	149.9	Feb '19	129.9	139.9	142.4
Jan '19	134.9	-	149.9	Jan '19	129.9	139.9	144.6

Retail Motor Fuel Prices — Dawson City & Destruction Bay

	Dawson City Self-serve			Full-serve propane
	regular	premium	diesel	
26-Jan-22	164.7	180.4	165.7	135.0
12-Jan-22	165.1	178.4	165.2	135.0

29-Dec-21	169.9	178.4	172.9	135.0
15-Dec-21	164.6	177.4	165.2	135.0
1-Dec-21	165.9	179.9	165.2	135.0
17-Nov-21	171.1	180.9	169.9	135.0
3-Nov-21	165.7	179.9	160.3	135.0
20-Oct-21	165.7	179.9	160.3	135.0
6-Oct-21	163.6	179.9	160.6	135.0
22-Sep-21	163.6	178.9	160.6	135.0
8-Sep-21	163.1	177.9	159.4	135.0
25-Aug-21	160.8	177.4	158.6	135.0
11-Aug-21	157.7	177.4	156.2	135.0
28-Jul-21	159.9	169.9	159.9	135.0
14-Jul-21	161.4	169.9	163.4	135.0
30-Jun-21	148.2	164.4	150.4	135.0
16-Jun-21	147.7	163.4	150.4	135.0
2-Jun-21	147.7	163.4	150.4	135.0
19-May-21	144.9	165.8	147.6	n/a
5-May-21	150.4	159.9	152.7	135.0
21-Apr-21	144.2	159.9	146.4	135.0
7-Apr-21	146.9	158.4	149.2	135.0
24-Mar-21	143.2	155.9	147.1	135.0
10-Mar-21	139.2	149.5	142.7	135.0
24-Feb-21	136.8	149.7	141.6	135.0
10-Feb-21	130.6	149.5	133.3	n/a
27-Jan-21	136.2	152.0	137.7	n/a
13-Jan-21	131.8	146.7	134.2	n/a

Dec '20	128.9	147.1	130.5	n/a
Nov '20	131.7	149.9	131.6	135.0
Oct '20	140.4	149.4	140.2	130.0
Sep '20	140.4	148.9	139.7	125.0
Aug '20	140.4	148.9	139.7	125.0
Jul '20	133.0	148.7	133.3	125.0
Jun '20	124.3	144.1	128.1	n/a
May '20	114.6	128.3	127.0	n/a
Apr '20	117.9	121.4	144.7	n/a
Mar '20	143.4	147.3	147.8	n/a
Feb '20	149.9	156.3	157.8	n/a
Jan '20	150.7	158.4	164.9	n/a

Dec '19	152.7	164.5	158.4	135.0
Nov '19	155.0	164.7	160.5	135.0
Oct '19	154.0	164.4	153.7	135.0
Sep '19	158.9	164.9	155.8	135.0
Aug '19	155.2	166.7	152.1	135.0
Jul '19	154.9	167.3	154.0	135.0
Jun '19	155.5	167.1	156.3	135.0
May '19	157.4	168.4	160.9	135.0
Apr '19	150.7	168.4	155.9	n/a
Mar '19	141.4	158.2	154.3	n/a
Feb '19	138.3	153.4	150.2	n/a
Jan '19	136.1	151.8	148.1	n/a

	Destruction Bay Self-serve			Full-serve propane
	regular	premium	diesel	
26-Jan-22	n/a	n/a	n/a	n/a
12-Jan-22	167.9	183.9	173.9	186.9

29-Dec-21	167.9	183.9	168.9	186.9
15-Dec-21	167.9	183.9	168.9	186.9
1-Dec-21	167.9	183.9	175.9	185.0
17-Nov-21	171.9	187.9	175.9	136.9
3-Nov-21	n/a	n/a	n/a	n/a
20-Oct-21	171.9	187.9	175.9	136.9
6-Oct-21	171.9	187.9	175.9	136.9
22-Sep-21	163.9	179.9	159.9	136.9
8-Sep-21	162.9	178.9	157.9	136.9
25-Aug-21	164.9	180.9	156.9	136.9
11-Aug-21	164.9	180.9	156.9	136.9
28-Jul-21	163.9	179.9	155.9	136.9
14-Jul-21	163.9	179.9	153.9	136.9
30-Jun-21	159.9	175.9	152.9	136.9
16-Jun-21	156.9	172.9	151.9	136.9
2-Jun-21	155.9	171.9	157.9	136.9
19-May-21	155.9	171.9	157.9	136.9
5-May-21	156.9	172.9	154.9	136.9
21-Apr-21	n/a	n/a	n/a	n/a
7-Apr-21	150.9	166.9	152.9	136.9
24-Mar-21	n/a	n/a	n/a	n/a
10-Mar-21	148.9	164.9	156.9	136.9
24-Feb-21	146.9	162.9	153.9	136.9
10-Feb-21	n/a	n/a	n/a	n/a
27-Jan-21	n/a	n/a	n/a	n/a
13-Jan-21	n/a	n/a	n/a	n/a

Dec '20	129.9	145.9	139.9	136.9
Nov '20	129.9	145.9	131.9	136.9
Oct '20	131.9	147.9	131.4	136.9
Sep '20	133.9	149.9	124.9	136.9
Aug '20	133.9	149.9	124.9	136.9
Jul '20	133.9	149.9	125.9	136.9
Jun '20	n/a	n/a	n/a	n/a
May '20	n/a	n/a	n/a	n/a
Apr '20	n/a	n/a	n/a	n/a
Mar '20	142.9	158.9	150.9	136.9
Feb '20	142.9	158.9	149.9	136.9
Jan '20	142.9	158.9	156.9	136.9

Dec '19	143.9	159.9	162.9	136.9
Nov '19	141.9	157.9	156.9	136.9
Oct '19	141.9	157.9	152.9	136.9
Sep '19	142.4	156.4	143.9	136.9
Aug '19	140.9	154.9	141.9	137.9
Jul '19	145.9	159.6	142.9	136.9
Jun '19	149.9	162.9	147.9	136.9
May '19	150.9	163.9	149.9	136.9
Apr '19	n/a	n/a	n/a	n/a
Mar '19	140.9	153.9	149.9	136.9
Feb '19	130.9	143.9	144.9	136.9
Jan '19	133.6	146.6	148.6	136.9

Retail Motor Fuel Prices — Eagle Plains & Faro

	Eagle Plains Self-Serve			Full-serve propane		Faro Self-Serve		
	regular	premium	diesel			regular	premium	diesel
26-Jan-22	172.0	-	175.0	144.0	26-Jan-22	169.9	-	167.9
12-Jan-22	172.0	-	180.0	144.0	12-Jan-22	165.9	-	164.9
29-Dec-21	172.0	-	180.0	144.0	29-Dec-21	n/a	-	n/a
15-Dec-21	172.0	-	170.0	144.0	15-Dec-21	165.9	-	164.9
1-Dec-21	172.0	-	175.0	144.0	1-Dec-21	165.9	-	164.9
17-Nov-21	180.0	-	170.0	145.0	17-Nov-21	165.9	-	164.9
3-Nov-21	172.0	-	165.0	144.0	3-Nov-21	165.9	-	164.9
20-Oct-21	172.0	-	165.0	144.0	20-Oct-21	165.9	-	164.9
6-Oct-21	174.0	-	165.0	144.0	6-Oct-21	165.9	-	164.9
22-Sep-21	165.0	-	165.0	144.0	22-Sep-21	165.9	-	156.9
8-Sep-21	165.0	-	160.0	144.0	8-Sep-21	165.9	-	156.9
25-Aug-21	165.9	-	165.0	144.0	25-Aug-21	165.9	-	156.9
11-Aug-21	165.9	-	165.0	144.0	11-Aug-21	n/a	-	n/a
28-Jul-21	165.0	-	165.0	144.0	28-Jul-21	159.9	-	156.9
14-Jul-21	160.0	-	165.0	144.0	14-Jul-21	n/a	-	n/a
30-Jun-21	160.0	-	165.0	144.0	30-Jun-21	154.9	-	152.9
16-Jun-21	160.0	-	165.0	144.0	16-Jun-21	154.9	-	152.9
2-Jun-21	n/a	-	n/a	n/a	2-Jun-21	154.9	-	152.9
19-May-21	n/a	-	n/a	n/a	19-May-21	149.9	-	152.9
5-May-21	150.0	-	155.0	144.0	5-May-21	149.9	-	152.9
21-Apr-21	n/a	-	n/a	n/a	21-Apr-21	149.9	-	152.9
7-Apr-21	150.0	-	150.0	144.0	7-Apr-21	149.9	-	152.9
24-Mar-21	150.0	-	150.0	144.0	24-Mar-21	143.9	-	147.9
10-Mar-21	140.0	-	145.0	144.0	10-Mar-21	133.9	-	139.9
24-Feb-21	140.0	-	145.0	144.0	24-Feb-21	n/a	-	n/a
10-Feb-21	140.0	-	145.0	144.0	10-Feb-21	134.9	-	139.9
27-Jan-21	142.0	-	145.0	144.0	27-Jan-21	130.9	-	134.9
13-Jan-21	142.0	-	140.0	144.0	13-Jan-21	130.9	-	134.9
Dec '20	142.0	-	140.0	144.0	Dec '20	130.9	-	133.2
Nov '20	140.0	-	145.0	144.0	Nov '20	130.9	-	129.9
Oct '20	140.0	-	145.0	144.0	Oct '20	130.9	-	125.4
Sep '20	140.0	-	145.0	144.0	Sep '20	130.9	-	120.9
Aug '20	140.0	-	142.5	144.0	Aug '20	130.9	-	120.9
Jul '20	140.0	-	145.0	144.0	Jul '20	132.9	-	122.9
Jun '20	155.0	-	145.0	144.0	Jun '20	126.9	-	120.9
May '20	170.0	-	145.0	144.0	May '20	111.4	-	120.9
Apr '20	170.0	-	145.0	144.0	Apr '20	114.9	-	130.9
Mar '20	170.0	-	166.0	144.0	Mar '20	135.9	-	147.9
Feb '20	170.0	-	166.0	144.0	Feb '20	153.9	-	156.9
Jan '20	170.0	-	161.0	142.7	Jan '20	154.9	-	157.9
Dec '19	170.0	-	161.0	142.0	Dec '19	154.6	-	157.6
Nov '19	170.0	-	163.5	142.0	Nov '19	154.3	-	157.3
Oct '19	170.0	-	161.0	144.0	Oct '19	154.3	-	157.3
Sep '19	170.0	-	161.0	144.0	Sep '19	154.3	-	157.3
Aug '19	170.0	-	163.5	144.0	Aug '19	154.3	-	157.3
Jul '19	170.0	-	162.7	144.0	Jul '19	154.3	-	157.3
Jun '19	165.0	-	160.0	140.0	Jun '19	149.9	-	151.9
May '19	165.0	-	160.0	140.0	May '19	153.9	-	155.9
Apr '19	165.0	-	157.5	140.0	Apr '19	146.9	-	150.9
Mar '19	165.0	-	155.0	140.0	Mar '19	135.9	-	147.4
Feb '19	165.0	-	155.0	140.0	Feb '19	130.9	-	145.9
Jan '19	165.0	-	155.0	140.0	Jan '19	130.9	-	145.9

Retail Motor Fuel Prices — Haines Junction

	Self-serve		
	regular	premium	diesel
26-Jan-22	163.2	172.2	163.4
12-Jan-22	160.7	170.6	159.4
29-Dec-21	160.7	170.6	158.4
15-Dec-21	160.7	170.6	158.4
1-Dec-21	161.7	170.9	157.7
17-Nov-21	160.7	170.6	157.2
3-Nov-21	160.7	170.6	157.2
20-Oct-21	160.7	170.6	157.2
6-Oct-21	158.7	168.6	155.1
22-Sep-21	158.7	168.6	152.2
8-Sep-21	158.7	168.6	150.2
25-Aug-21	158.7	168.6	150.2
11-Aug-21	157.9	168.6	149.7
28-Jul-21	153.2	162.9	149.6
14-Jul-21	151.7	163.2	149.7
30-Jun-21	147.9	157.9	152.9
16-Jun-21	147.9	158.2	151.2
2-Jun-21	147.9	158.2	151.2
19-May-21	148.4	157.9	153.4
5-May-21	143.2	153.2	147.2
21-Apr-21	144.4	153.2	147.2
7-Apr-21	144.4	153.2	147.2
24-Mar-21	137.6	148.4	142.9
10-Mar-21	133.9	143.2	142.7
24-Feb-21	133.2	143.2	138.4
10-Feb-21	129.2	138.2	136.7
27-Jan-21	128.4	137.2	134.7
13-Jan-21	126.9	139.2	132.9
Dec '20	123.5	132.1	127.3
Nov '20	123.2	131.6	126.9
Oct '20	123.6	132.4	126.9
Sep '20	122.7	130.9	126.9
Aug '20	122.7	130.9	126.9
Jul '20	122.7	131.6	126.9
Jun '20	116.8	125.4	126.3
May '20	103.9	111.3	126.8
Apr '20	111.2	112.8	134.7
Mar '20	132.3	138.1	144.3
Feb '20	147.3	155.9	150.7
Jan '20	147.0	155.9	150.7
Dec '19	147.6	155.9	149.6
Nov '19	147.6	155.9	148.7
Oct '19	147.3	155.9	147.6
Sep '19	147.5	155.9	148.1
Aug '19	147.5	155.9	148.1
Jul '19	146.5	155.1	147.1
Jun '19	142.3	153.2	144.5
May '19	140.8	149.9	146.2
Apr '19	141.2	150.9	146.9
Mar '19	133.6	139.2	140.8
Feb '19	128.9	136.9	139.9
Jan '19	128.9	136.9	139.9

Retail Motor Fuel Prices — Jake's Corner

	Self-serve		
	regular	premium	diesel
26-Jan-22	159.9	170.9	162.9
12-Jan-22	155.9	166.9	154.9
29-Dec-21	155.9	166.9	154.9
15-Dec-21	155.9	166.9	154.9
1-Dec-21	155.9	166.9	154.9
17-Nov-21	155.9	166.9	154.9
3-Nov-21	155.9	166.9	154.9
20-Oct-21	155.9	166.9	154.9
6-Oct-21	155.9	166.9	146.9
22-Sep-21	155.9	166.9	146.9
8-Sep-21	155.9	166.9	146.9
25-Aug-21	155.9	166.9	146.9
11-Aug-21	155.9	166.9	146.9
28-Jul-21	n/a	n/a	n/a
14-Jul-21	149.9	160.9	146.9
30-Jun-21	n/a	n/a	n/a
16-Jun-21	144.9	155.9	142.9
2-Jun-21	144.9	155.9	142.9
19-May-21	144.9	155.9	147.9
5-May-21	139.9	150.9	142.9
21-Apr-21	139.9	150.9	142.9
7-Apr-21	139.9	150.9	142.9
24-Mar-21	134.9	145.9	137.9
10-Mar-21	129.9	140.9	137.9
24-Feb-21	129.9	140.9	130.9
10-Feb-21	124.9	135.9	129.9
27-Jan-21	124.9	135.9	125.9
13-Jan-21	124.9	135.9	125.9
Dec '20	119.9	125.9	119.9
Nov '20	119.9	125.9	119.9
Oct '20	119.9	125.9	119.9
Sep '20	119.9	125.9	119.9
Aug '20	119.9	125.9	119.9
Jul '20	119.9	125.9	119.9
Jun '20	114.9	120.9	119.9
May '20	104.9	114.9	119.9
Apr '20	100.9	n/a	n/a
Mar '20	117.9	n/a	n/a
Feb '20	142.9	153.9	151.9
Jan '20	142.9	153.9	151.9
Dec '19	142.9	153.9	151.9
Nov '19	142.9	153.9	151.9
Oct '19	147.4	154.9	151.9
Sep '19	149.9	154.9	142.9
Aug '19	n/a	n/a	n/a
Jul '19	142.9	156.0	147.9
Jun '19	137.9	151.0	142.9
May '19	137.9	151.0	142.9
Apr '19	137.9	151.0	144.4
Mar '19	132.9	145.0	145.9
Feb '19	127.9	137.9	143.0
Jan '19	127.9	137.9	143.0

Retail Motor Fuel Prices — Mayo

	Self-serve		
	regular	premium	diesel
26-Jan-22	157.1	-	159.9
12-Jan-22	157.1	-	159.9
29-Dec-21	n/a	-	n/a
15-Dec-21	157.1	-	159.9
1-Dec-21	157.1	-	159.9
17-Nov-21	160.9	-	156.9
3-Nov-21	158.0	-	149.4
20-Oct-21	158.0	-	149.4
6-Oct-21	152.9	-	146.6
22-Sep-21	152.9	-	146.6
8-Sep-21	152.9	-	146.6
25-Aug-21	159.9	-	157.1
11-Aug-21	144.7	-	144.7
28-Jul-21	n/a	-	n/a
14-Jul-21	n/a	-	n/a
30-Jun-21	139.0	-	140.9
16-Jun-21	139.0	-	140.9
2-Jun-21	139.0	-	140.9
19-May-21	139.0	-	140.9
5-May-21	n/a	-	n/a
21-Apr-21	139.0	-	140.9
7-Apr-21	145.9	-	147.9
24-Mar-21	140.9	-	143.9
10-Mar-21	136.9	-	137.9
24-Feb-21	131.9	-	135.9
10-Feb-21	125.6	-	127.5
27-Jan-21	130.9	-	131.9
13-Jan-21	129.9	-	129.9
Dec '20	124.5	-	124.5
Nov '20	124.9	-	124.9
Oct '20	n/a	-	n/a
Sep '20	n/a	-	n/a
Aug '20	n/a	-	n/a
Jul '20	116.9	-	119.9
Jun '20	114.9	-	121.8
May '20	103.0	-	124.0
Apr '20	n/a	-	n/a
Mar '20	146.6	-	148.1
Feb '20	153.1	-	153.1
Jan '20	149.9	-	147.9
Dec '19	149.9	-	149.4
Nov '19	149.9	-	147.9
Oct '19	142.8	-	140.9
Sep '19	n/a	-	n/a
Aug '19	141.4	-	144.1
Jul '19	146.2	-	145.6
Jun '19	144.0	-	145.9
May '19	146.9	-	151.9
Apr '19	146.9	-	153.4
Mar '19	137.9	-	149.9
Feb '19	133.9	-	144.9
Jan '19	132.2	-	143.6

Retail Motor Fuel Prices — Pelly Crossing & Ross River

	Pelly Crossing Self-serve				Ross River Self-serve		
	regular	premium	diesel		regular	premium	diesel
26-Jan-22	n/a	n/a	n/a	26-Jan-22	169.9	-	167.9
12-Jan-22	158.9	168.9	153.9	12-Jan-22	n/a	-	n/a
29-Dec-21	158.9	168.9	153.9	29-Dec-21	n/a	-	n/a
15-Dec-21	158.9	168.9	153.9	15-Dec-21	169.9	-	167.9
1-Dec-21	153.9	163.9	148.9	1-Dec-21	169.9	-	167.9
17-Nov-21	158.9	168.9	153.9	17-Nov-21	169.9	-	167.9
3-Nov-21	158.9	168.9	153.9	3-Nov-21	164.9	-	167.9
20-Oct-21	158.9	168.9	153.9	20-Oct-21	164.9	-	154.9
6-Oct-21	158.9	168.9	153.9	6-Oct-21	164.9	-	154.9
22-Sep-21	158.9	168.9	153.9	22-Sep-21	164.9	-	154.9
8-Sep-21	158.9	168.9	153.9	8-Sep-21	164.9	-	154.9
25-Aug-21	158.9	167.9	153.9	25-Aug-21	159.9	-	154.9
11-Aug-21	155.9	157.9	153.9	11-Aug-21	159.9	-	154.9
28-Jul-21	155.9	178.9	150.9	28-Jul-21	154.9	-	152.9
14-Jul-21	155.9	178.9	150.9	14-Jul-21	154.9	-	152.9
30-Jun-21	n/a	n/a	n/a	30-Jun-21	148.9	-	155.4
16-Jun-21	149.9	162.9	144.9	16-Jun-21	148.9	-	155.4
2-Jun-21	149.9	162.9	144.9	2-Jun-21	148.9	-	155.4
19-May-21	145.9	149.9	149.9	19-May-21	148.9	-	155.4
5-May-21	n/a	n/a	n/a	5-May-21	148.9	-	155.4
21-Apr-21	145.9	152.9	140.9	21-Apr-21	144.9	-	147.9
7-Apr-21	n/a	n/a	n/a	7-Apr-21	134.9	-	135.9
24-Mar-21	130.9	134.9	125.9	24-Mar-21	134.9	-	135.9
10-Mar-21	n/a	n/a	n/a	10-Mar-21	134.9	-	135.9
24-Feb-21	130.9	137.9	125.9	24-Feb-21	130.9	-	128.9
10-Feb-21	130.9	n/a	125.9	10-Feb-21	129.9	-	127.9
27-Jan-21	130.9	n/a	125.9	27-Jan-21	129.9	-	127.9
13-Jan-21	130.9	137.9	125.9	13-Jan-21	129.9	-	125.9
Dec '20	130.9	137.9	125.9	Dec '20	129.9	-	125.9
Nov '20	n/a	n/a	n/a	Nov '20	n/a	-	n/a
Oct '20	130.9	137.9	125.9	Oct '20	124.9	-	122.9
Sep '20	130.9	137.9	125.9	Sep '20	129.9	-	119.9
Aug '20	130.9	137.9	125.9	Aug '20	129.9	-	119.9
Jul '20	130.6	138.9	125.6	Jul '20	127.6	-	127.2
Jun '20	109.9	140.9	104.9	Jun '20	109.9	-	121.9
May '20	105.4	140.9	100.4	May '20	102.9	-	121.9
Apr '20	110.5	140.9	105.5	Apr '20	121.4	-	127.4
Mar '20	146.4	152.4	141.4	Mar '20	148.9	-	152.4
Feb '20	151.9	157.9	146.9	Feb '20	150.9	-	154.4
Jan '20	151.9	157.9	146.9	Jan '20	152.9	-	156.9
Dec '19	151.9	157.9	146.9	Dec '19	152.9	-	156.4
Nov '19	151.9	157.9	146.9	Nov '19	152.9	-	156.4
Oct '19	151.9	157.9	146.9	Oct '19	154.9	-	158.4
Sep '19	151.9	157.9	146.9	Sep '19	154.9	-	158.4
Aug '19	151.9	157.9	146.9	Aug '19	154.9	-	158.4
Jul '19	151.9	157.9	146.9	Jul '19	153.6	-	156.7
Jun '19	151.9	157.9	146.9	Jun '19	150.4	-	154.9
May '19	151.9	157.9	146.9	May '19	147.9	-	153.9
Apr '19	147.9	153.9	142.9	Apr '19	145.4	-	152.4
Mar '19	130.9	136.9	125.9	Mar '19	134.9	-	146.4
Feb '19	130.9	136.9	125.9	Feb '19	129.9	-	144.9
Jan '19	135.1	139.6	127.9	Jan '19	129.9	-	144.9

Retail Motor Fuel Prices — Stewart Crossing

	Self-Serve		
	regular	premium	diesel
26-Jan-22	169.9	180.9	172.9
12-Jan-22	165.9	176.9	164.9
29-Dec-21	165.9	176.9	164.9
15-Dec-21	165.9	176.9	164.9
1-Dec-21	165.9	176.9	164.9
17-Nov-21	165.9	176.9	164.9
3-Nov-21	165.9	176.9	164.9
20-Oct-21	165.9	176.9	164.9
6-Oct-21	165.9	176.9	156.9
22-Sep-21	165.9	176.9	156.9
8-Sep-21	165.9	176.9	156.9
25-Aug-21	165.9	176.9	156.9
11-Aug-21	165.9	176.9	156.9
28-Jul-21	n/a	n/a	n/a
14-Jul-21	159.9	170.9	156.9
30-Jun-21	n/a	n/a	n/a
16-Jun-21	154.9	165.9	152.9
2-Jun-21	154.9	165.9	152.9
19-May-21	149.9	160.9	152.9
5-May-21	149.9	160.9	152.9
21-Apr-21	149.9	160.9	152.9
7-Apr-21	149.9	160.9	152.9
24-Mar-21	144.9	155.9	147.9
10-Mar-21	n/a	n/a	n/a
24-Feb-21	n/a	n/a	n/a
10-Feb-21	n/a	n/a	n/a
27-Jan-21	n/a	n/a	n/a
13-Jan-21	n/a	n/a	n/a
Dec '20	n/a	n/a	n/a
Nov '20	n/a	n/a	n/a
Oct '20	n/a	n/a	n/a
Sep '20	n/a	n/a	n/a
Aug '20	n/a	n/a	n/a
Jul '20	n/a	n/a	n/a
Jun '20	124.9	130.9	129.9
May '20	n/a	n/a	n/a
Apr '20	n/a	n/a	n/a
Mar '20	n/a	n/a	n/a
Feb '20	152.9	158.9	155.9
Jan '20	152.9	158.9	155.9
Dec '19	152.9	158.9	153.4
Nov '19	152.9	158.9	150.9
Oct '19	152.9	158.9	150.9
Sep '19	152.9	158.9	150.9
Aug '19	152.9	158.9	150.9
Jul '19	152.9	158.9	151.1
Jun '19	147.9	153.9	145.9
May '19	147.9	153.9	145.9
Apr '19	147.9	148.9	149.9
Mar '19	134.9	140.9	145.9
Feb '19	134.9	140.9	145.9
Jan '19	134.9	140.9	145.9

Retail Motor Fuel Prices — Teslin

	Self-serve			Full-serve
	regular	premium	diesel	propane
26-Jan-22	163.9	170.9	162.9	110.0
12-Jan-22	163.9	170.9	158.9	110.0
29-Dec-21	161.9	170.9	158.4	110.0
15-Dec-21	161.9	170.9	158.4	110.0
1-Dec-21	161.9	170.9	158.4	110.0
17-Nov-21	161.9	170.9	158.4	110.0
3-Nov-21	161.9	170.9	158.1	110.0
20-Oct-21	161.9	170.9	154.4	110.0
6-Oct-21	159.9	166.9	150.4	110.0
22-Sep-21	158.9	166.9	149.4	110.0
8-Sep-21	158.9	166.9	149.4	110.0
25-Aug-21	158.9	166.9	149.4	110.0
11-Aug-21	158.9	166.9	148.9	110.0
28-Jul-21	153.9	161.9	148.9	110.0
14-Jul-21	160.4	178.9	144.4	110.0
30-Jun-21	148.9	160.9	144.4	110.0
16-Jun-21	148.9	160.9	144.4	110.0
2-Jun-21	148.9	160.9	144.4	110.0
19-May-21	146.9	160.9	144.4	110.0
5-May-21	144.9	156.9	146.9	110.0
21-Apr-21	144.9	n/a	146.9	110.0
7-Apr-21	144.9	156.9	146.9	110.0
24-Mar-21	138.9	149.9	141.9	110.0
10-Mar-21	131.4	139.9	131.9	110.0
24-Feb-21	133.9	145.9	134.4	110.0
10-Feb-21	128.9	139.9	129.9	110.0
27-Jan-21	128.9	139.9	129.9	110.0
13-Jan-21	128.9	139.9	129.9	110.0
Dec '20	123.9	134.6	126.4	110.0
Nov '20	123.9	131.9	123.9	110.0
Oct '20	123.9	131.9	123.9	110.0
Sep '20	123.9	131.9	123.9	110.0
Aug '20	123.9	131.9	123.9	110.0
Jul '20	122.2	130.2	123.6	110.0
Jun '20	114.4	123.4	126.4	110.0
May '20	109.9	119.9	129.9	110.0
Apr '20	109.9	119.9	129.9	110.0
Mar '20	139.7	149.4	145.2	110.0
Feb '20	146.9	156.9	152.4	110.0
Jan '20	146.9	156.9	152.4	110.0
Dec '19	146.9	156.9	152.4	110.0
Nov '19	146.9	156.9	152.4	110.0
Oct '19	146.9	156.9	152.4	110.0
Sep '19	146.9	156.9	153.7	110.0
Aug '19	146.9	156.9	152.4	110.0
Jul '19	146.1	156.9	153.9	n/a
Jun '19	141.9	151.9	148.9	n/a
May '19	141.9	n/a	148.9	110.0
Apr '19	141.9	151.9	148.9	110.0
Mar '19	135.2	n/a	146.4	110.0
Feb '19	129.4	n/a	141.3	110.0
Jan '19	132.2	142.9	144.2	110.0

Retail Motor Fuel Prices — Watson Lake

	Self-serve			Full-serve
	regular	premium	diesel	propane
26-Jan-22	158.9	171.9	160.9	120.0
12-Jan-22	153.9	164.9	155.9	120.0
29-Dec-21	153.9	164.9	152.9	120.0
15-Dec-21	153.9	164.9	152.9	120.0
1-Dec-21	153.9	164.9	152.9	120.0
17-Nov-21	153.9	164.9	152.9	120.0
3-Nov-21	153.9	164.9	152.9	120.0
20-Oct-21	153.9	164.9	152.9	120.0
6-Oct-21	153.4	159.9	151.9	120.0
22-Sep-21	153.4	159.9	151.9	120.0
8-Sep-21	153.4	159.9	151.9	120.0
25-Aug-21	153.4	159.9	151.9	120.0
11-Aug-21	150.9	156.9	151.9	120.0
28-Jul-21	150.9	156.2	151.9	120.0
14-Jul-21	147.4	156.9	148.4	120.0
30-Jun-21	143.9	151.9	144.9	120.0
16-Jun-21	143.9	151.9	144.9	120.0
2-Jun-21	143.9	151.9	144.9	113.9
19-May-21	140.9	145.9	143.9	113.9
5-May-21	135.9	145.9	139.9	113.9
21-Apr-21	135.9	145.9	139.9	113.9
7-Apr-21	132.9	142.9	136.9	113.9
24-Mar-21	132.9	142.9	136.9	129.0
10-Mar-21	128.9	n/a	132.9	112.9
24-Feb-21	123.9	n/a	126.9	112.9
10-Feb-21	121.9	n/a	123.9	112.9
27-Jan-21	121.9	n/a	123.9	112.9
13-Jan-21	113.9	124.9	118.9	112.9
Dec '20	113.9	124.2	116.2	112.9
Nov '20	114.4	124.4	115.4	112.9
Oct '20	113.9	123.9	114.9	112.9
Sep '20	121.9	123.9	121.2	112.9
Aug '20	128.4	123.9	127.4	n/a
Jul '20	121.9	123.9	128.2	112.9
Jun '20	118.9	123.9	128.4	112.9
May '20	104.7	109.4	116.4	112.9
Apr '20	101.4	111.0	114.5	112.9
Mar '20	129.4	138.9	131.4	112.9
Feb '20	137.9	146.9	142.4	n/a
Jan '20	139.5	149.9	146.8	112.9
Dec '19	138.6	149.9	144.1	112.9
Nov '19	139.3	149.9	144.3	112.9
Oct '19	143.5	149.9	145.7	112.9
Sep '19	141.9	146.7	144.5	110.9
Aug '19	141.7	149.2	143.5	110.9
Jul '19	141.2	149.2	142.8	110.9
Jun '19	140.2	147.9	142.6	110.9
May '19	137.5	148.9	141.3	n/a
Apr '19	135.6	147.4	142.2	109.0
Mar '19	126.4	138.4	140.2	110.9
Feb '19	122.9	134.9	136.9	110.9
Jan '19	122.6	134.9	136.3	110.9

Residential Fuel Prices in Yukon

Average Prices as of January 26, 2022

	Residential Heating Fuels			% Change January 27, 2021 to January 26, 2022		
	Furnace Oil	Arctic Stove Oil	Propane (500-gallon tank cost)	Furnace Oil	Arctic Stove Oil	Propane (500-gallon tank cost)
Whitehorse	148.3	149.8	112.6	26.0%	25.8%	18.2%
Beaver Creek	157.7	166.1	-	21.6%	26.8%	-
Burwash Landing	155.6	150.2	-	26.1%	24.1%	-
Carcross	153.7	158.4	-	26.5%	30.8%	-
Carmacks	154.5	160.5	119.5	26.3%	30.4%	15.6%
Dawson City	159.2	160.8	119.5	25.8%	25.4%	15.6%
Destruction Bay	155.6	162.2	-	26.1%	30.1%	-
Faro	156.6	161.3	119.5	25.9%	28.0%	15.6%
Haines Junction	154.5	160.5	119.5	26.3%	30.4%	15.6%
Marsh Lake	153.7	158.4	-	26.5%	30.8%	-
Mayo	150.7	158.9	119.5	21.1%	23.8%	15.6%
Pelly Crossing	155.8	162.2	-	26.1%	30.0%	-
Ross River	161.5	168.7	119.6	28.2%	31.2%	15.7%
Stewart Crossing	156.1	159.3	-	26.0%	25.3%	-
Tagish	154.7	158.9	-	27.3%	31.2%	-
Teslin	154.7	160.6	119.5	26.5%	30.5%	15.6%
Watson Lake	157.7	166.6	119.5	25.7%	29.2%	15.6%

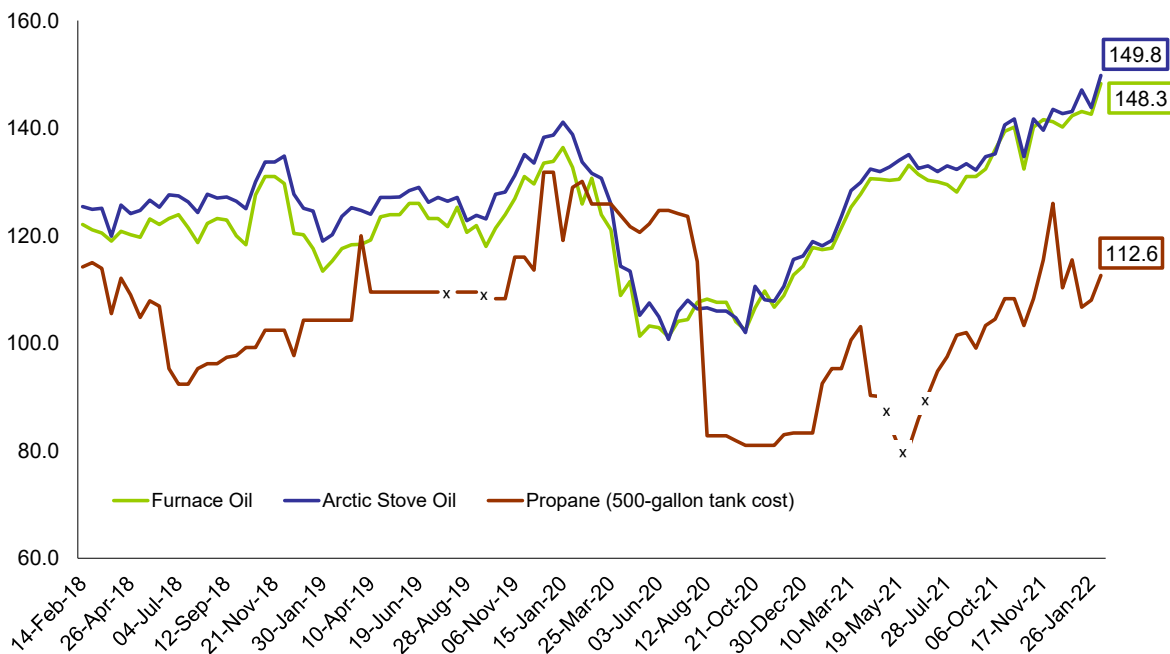
Notes: All prices are Canadian cents per litre, including all applicable taxes.
 "-" indicates this service was not available in this community at this time.
 "n/a" indicates this information was not available for the reporting period.

Comparing January 26, 2022 to January 27, 2021, furnace oil prices increased in all Yukon communities; the largest percentage increase was in Ross River (28.2%).

Arctic stove oil prices increased in all Yukon communities; the largest percentage increase was in Tagish and Ross River (31.2%).

Increases were reported for prices of propane (500 gallon tank) in all Yukon communities. Prices in all reporting communities outside of Whitehorse increased by 15.6%, except for Ross River (15.7%); Whitehorse prices increased by 18.2%.

**Average Residential Bi-weekly Heating Fuel Prices, Whitehorse
 January 2018 - January 2022
 (cents per litre)**



Residential Heating Fuel Prices — Whitehorse

	Furnace Oil	Arctic Stove Oil	Propane (500-gallon tank cost)
26-Jan-22	148.3	149.8	112.6
12-Jan-22	142.6	143.8	108.0
29-Dec-21	143.1	147.1	106.7
15-Dec-21	142.3	143.1	115.5
01-Dec-21	140.2	142.7	110.3
17-Nov-21	141.2	143.5	126.0
03-Nov-21	141.6	139.6	115.5
20-Oct-21	140.2	141.7	108.3
06-Oct-21	139.4	140.6	108.3
22-Sep-21	136.0	135.2	104.5
08-Sep-21	132.4	134.7	103.3
25-Aug-21	131.0	132.2	99.1
11-Aug-21	131.0	133.4	102.0
28-Jul-21	128.1	132.3	101.5
14-Jul-21	129.5	133.0	97.5
30-Jun-21	130.0	131.9	94.8
16-Jun-21	130.3	133.0	n/a
02-Jun-21	131.4	132.5	85.9
19-May-21	133.1	135.1	n/a
05-May-21	130.5	134.0	80.5
21-Apr-21	130.3	132.8	n/a
07-Apr-21	130.5	131.9	90.1
24-Mar-21	130.6	132.4	90.3
10-Mar-21	127.7	129.9	103.1
24-Feb-21	125.3	128.4	100.6
10-Feb-21	121.5	123.6	95.3
27-Jan-21	117.7	119.1	95.3
13-Jan-21	117.4	118.1	92.5
Dec '20	114.9	116.9	83.3
Nov '20	107.8	109.2	82.0
Oct '20	108.2	109.4	81.0
Sep '20	103.2	103.4	81.5
Aug '20	107.6	106.0	82.8
Jul '20	106.7	107.0	107.2
Jun '20	102.7	103.3	124.4
May '20	103.1	106.2	123.5
Apr '20	106.4	109.3	121.2
Mar '20	115.0	120.1	124.9
Feb '20	127.3	131.2	125.9
Jan '20	131.7	137.9	126.1
Dec '19	133.7	138.5	131.8
Nov '19	130.3	134.3	114.8
Oct '19	125.4	129.7	112.2
Sep '19	119.7	125.4	108.3
Aug '19	121.3	123.3	109.5
Jul '19	123.4	126.9	109.5
Jun '19	124.6	127.6	109.5
May '19	125.0	127.8	109.5
Apr '19	123.7	127.1	109.5
Mar '19	118.8	124.4	114.8
Feb '19	118.0	124.4	104.3
Jan '19	115.4	121.3	104.3

Residential Heating Fuel Prices — Beaver Creek

	Furnace Oil	Arctic Stove Oil	Propane (500-gallon tank cost)
26-Jan-22	157.7	166.1	-
12-Jan-22	149.3	158.5	-
29-Dec-21	149.3	158.5	-
15-Dec-21	149.3	158.5	-
01-Dec-21	149.3	161.1	-
17-Nov-21	149.3	161.1	-
03-Nov-21	149.3	151.3	-
20-Oct-21	145.1	149.7	-
06-Oct-21	145.1	149.7	-
22-Sep-21	145.1	149.7	-
08-Sep-21	138.8	146.5	-
25-Aug-21	138.8	146.5	-
11-Aug-21	138.8	146.5	-
28-Jul-21	n/a	151.1	-
14-Jul-21	138.8	146.5	-
30-Jun-21	n/a	151.1	-
16-Jun-21	138.8	146.5	-
02-Jun-21	138.8	146.5	-
19-May-21	138.8	146.5	-
05-May-21	138.8	146.5	-
21-Apr-21	138.8	146.5	-
07-Apr-21	144.0	149.2	-
24-Mar-21	140.2	145.4	-
10-Mar-21	140.2	126.6	-
24-Feb-21	136.0	143.3	-
10-Feb-21	136.0	139.3	-
27-Jan-21	129.7	131.0	-
13-Jan-21	129.7	131.6	-
Dec '20	127.6	130.1	-
Nov '20	117.1	120.5	-
Oct '20	114.5	118.2	-
Sep '20	111.8	115.0	-
Aug '20	111.8	115.0	-
Jul '20	n/a	n/a	-
Jun '20	n/a	n/a	-
May '20	n/a	n/a	-
Apr '20	n/a	n/a	-
Mar '20	130.0	133.1	-
Feb '20	140.4	143.6	-
Jan '20	143.9	147.1	-
Dec '19	145.7	148.8	-
Nov '19	140.4	143.6	-
Oct '19	134.7	137.8	-
Sep '19	127.3	130.5	-
Aug '19	127.3	130.5	-
Jul '19	130.9	133.4	-
Jun '19	135.0	139.2	-
May '19	135.0	139.2	-
Apr '19	133.5	137.7	-
Mar '19	131.9	136.1	-
Feb '19	129.8	133.5	-
Jan '19	123.5	126.6	-

Residential Heating Fuel Prices — Burwash Landing

	Furnace Oil	Arctic Stove Oil	Propane (500 gallon tank cost)
26-Jan-22	155.6	150.2	-
12-Jan-22	147.2	143.4	-
29-Dec-21	147.2	150.3	-
15-Dec-21	147.2	148.7	-
01-Dec-21	147.2	148.7	-
17-Nov-21	147.2	135.5	-
03-Nov-21	147.2	135.5	-
20-Oct-21	143.0	146.1	-
06-Oct-21	143.0	146.1	-
22-Sep-21	143.0	146.1	-
08-Sep-21	136.7	130.3	-
25-Aug-21	136.7	139.8	-
11-Aug-21	136.7	130.3	-
28-Jul-21	n/a	n/a	-
14-Jul-21	136.7	127.7	-
30-Jun-21	n/a	120.8	-
16-Jun-21	136.7	139.8	-
02-Jun-21	136.7	130.3	-
19-May-21	136.7	130.3	-
05-May-21	136.7	130.3	-
21-Apr-21	136.7	130.3	-
07-Apr-21	137.4	130.7	-
24-Mar-21	133.9	124.7	-
10-Mar-21	133.9	137.0	-
24-Feb-21	129.7	124.2	-
10-Feb-21	129.7	132.8	-
27-Jan-21	123.4	121.0	-
13-Jan-21	123.4	126.5	-
Dec '20	121.3	124.4	-
Nov '20	115.0	117.5	-
Oct '20	112.4	115.5	-
Sep '20	109.7	112.9	-
Aug '20	109.7	114.2	-
Jul '20	109.7	113.8	-
Jun '20	109.7	113.6	-
May '20	109.7	114.2	-
Apr '20	112.3	115.4	-
Mar '20	127.4	134.5	-
Feb '20	137.8	139.8	-
Jan '20	141.3	141.7	-
Dec '19	143.1	143.5	-
Nov '19	137.8	139.6	-
Oct '19	132.6	135.4	-
Sep '19	125.2	131.9	-
Aug '19	125.2	133.6	-
Jul '19	127.2	131.7	-
Jun '19	131.3	134.4	-
May '19	131.3	134.4	-
Apr '19	129.7	132.9	-
Mar '19	128.1	132.1	-
Feb '19	126.0	131.0	-
Jan '19	119.7	127.4	-

Residential Heating Fuel Prices — Carcross

	Furnace Oil	Arctic Stove Oil	Propane (500 gallon tank cost)
26-Jan-22	153.7	158.4	-
12-Jan-22	145.3	150.8	-
29-Dec-21	145.3	150.8	-
15-Dec-21	145.3	150.8	-
01-Dec-21	145.3	153.3	-
17-Nov-21	145.3	153.3	-
03-Nov-21	145.3	143.4	-
20-Oct-21	141.1	141.3	-
06-Oct-21	141.1	141.3	-
22-Sep-21	141.1	141.3	-
08-Sep-21	134.8	138.2	-
25-Aug-21	134.8	138.2	-
11-Aug-21	134.8	138.2	-
28-Jul-21	n/a	138.4	-
14-Jul-21	134.8	138.2	-
30-Jun-21	n/a	138.4	-
16-Jun-21	134.8	138.2	-
02-Jun-21	134.8	138.2	-
19-May-21	134.8	138.2	-
05-May-21	134.8	138.2	-
21-Apr-21	134.8	138.2	-
07-Apr-21	135.6	138.6	-
24-Mar-21	132.0	135.1	-
10-Mar-21	132.0	135.2	-
24-Feb-21	127.8	133.0	-
10-Feb-21	127.8	129.0	-
27-Jan-21	121.5	121.1	-
13-Jan-21	121.5	121.3	-
Dec '20	119.4	120.8	-
Nov '20	113.1	112.7	-
Oct '20	110.5	108.7	-
Sep '20	107.8	103.8	-
Aug '20	107.8	103.8	-
Jul '20	107.8	103.8	-
Jun '20	107.8	104.8	-
May '20	107.8	111.0	-
Apr '20	110.4	112.6	-
Mar '20	125.5	117.9	-
Feb '20	135.9	131.0	-
Jan '20	139.4	142.6	-
Dec '19	141.2	140.4	-
Nov '19	135.9	136.5	-
Oct '19	130.7	133.8	-
Sep '19	123.3	127.1	-
Aug '19	128.5	129.3	-
Jul '19	127.0	128.6	-
Jun '19	128.7	130.3	-
May '19	129.0	129.8	-
Apr '19	126.9	129.3	-
Mar '19	120.3	122.9	-
Feb '19	119.3	121.9	-
Jan '19	117.7	120.5	-

Residential Heating Fuel Prices — Carmacks

	Furnace Oil	Arctic Stove Oil	Propane (500-gallon tank cost)
26-Jan-22	154.5	160.5	119.5
12-Jan-22	146.1	152.9	119.1
29-Dec-21	146.1	152.9	111.4
15-Dec-21	146.1	152.9	n/a
01-Dec-21	146.1	155.4	n/a
17-Nov-21	146.1	155.4	n/a
03-Nov-21	146.1	145.6	n/a
20-Oct-21	141.9	143.5	120.9
06-Oct-21	141.9	143.5	120.9
22-Sep-21	141.9	143.5	113.2
08-Sep-21	135.6	140.3	110.8
25-Aug-21	135.6	140.3	102.4
11-Aug-21	135.6	140.3	108.2
28-Jul-21	n/a	141.8	107.3
14-Jul-21	135.6	140.3	105.7
30-Jun-21	n/a	141.8	103.0
16-Jun-21	135.7	140.3	n/a
02-Jun-21	135.7	140.3	100.6
19-May-21	135.7	140.3	n/a
05-May-21	135.7	140.3	88.7
21-Apr-21	135.7	140.3	n/a
07-Apr-21	136.4	140.7	98.3
24-Mar-21	132.8	137.2	98.5
10-Mar-21	132.8	137.2	111.2
24-Feb-21	128.6	135.1	108.8
10-Feb-21	128.6	131.1	103.5
27-Jan-21	122.3	123.1	103.4
13-Jan-21	122.3	123.4	100.6
Dec '20	120.2	122.4	91.6
Nov '20	113.9	114.7	90.1
Oct '20	111.3	110.1	89.1
Sep '20	108.7	105.8	89.7
Aug '20	108.7	105.8	97.5
Jul '20	108.7	105.8	117.6
Jun '20	108.7	106.2	132.6
May '20	108.7	111.8	134.9
Apr '20	111.5	114.3	135.9
Mar '20	126.8	120.1	139.6
Feb '20	137.3	133.2	140.6
Jan '20	140.8	144.5	140.8
Dec '19	142.5	142.7	146.5
Nov '19	136.8	138.5	128.3
Oct '19	131.5	134.7	127.0
Sep '19	124.2	129.3	123.2
Aug '19	124.2	129.3	124.2
Jul '19	125.8	133.8	124.2
Jun '19	128.9	135.6	124.2
May '19	128.9	137.4	124.2
Apr '19	127.4	135.0	124.2
Mar '19	125.8	133.3	124.2
Feb '19	123.7	131.2	119.0
Jan '19	117.4	123.4	119.0

Residential Heating Fuel Prices — Dawson City

	Furnace Oil	Arctic Stove Oil	Propane (500-gallon tank cost)
26-Jan-22	159.2	160.8	119.5
12-Jan-22	152.9	154.5	119.1
29-Dec-21	149.6	152.7	111.4
15-Dec-21	155.0	156.6	n/a
01-Dec-21	155.0	156.6	n/a
17-Nov-21	154.0	155.6	n/a
03-Nov-21	151.9	153.5	n/a
20-Oct-21	149.8	151.4	120.9
06-Oct-21	143.4	144.9	120.9
22-Sep-21	143.4	144.9	113.2
08-Sep-21	140.2	141.8	110.8
25-Aug-21	140.2	141.8	102.4
11-Aug-21	140.2	141.8	108.2
28-Jul-21	n/a	n/a	107.3
14-Jul-21	139.0	142.2	105.7
30-Jun-21	141.4	141.4	103.0
16-Jun-21	140.3	141.8	n/a
02-Jun-21	140.3	141.8	100.6
19-May-21	140.3	141.8	n/a
05-May-21	139.0	142.2	88.7
21-Apr-21	140.3	141.8	n/a
07-Apr-21	140.7	142.3	98.3
24-Mar-21	136.3	137.8	98.5
10-Mar-21	134.3	135.8	111.2
24-Feb-21	132.3	133.8	108.8
10-Feb-21	130.7	132.3	103.5
27-Jan-21	126.6	128.2	103.4
13-Jan-21	124.4	125.9	100.6
Dec '20	121.5	123.1	91.6
Nov '20	114.5	117.0	90.1
Oct '20	114.8	117.9	89.1
Sep '20	112.1	115.2	89.7
Aug '20	112.1	115.2	97.5
Jul '20	111.9	114.6	117.6
Jun '20	110.0	112.6	132.6
May '20	110.6	114.5	134.9
Apr '20	117.9	117.9	135.9
Mar '20	126.9	129.1	139.6
Feb '20	140.1	142.7	140.6
Jan '20	143.7	146.8	140.8
Dec '19	143.6	146.6	146.5
Nov '19	140.0	142.9	128.3
Oct '19	134.6	137.3	127.0
Sep '19	128.3	131.4	123.2
Aug '19	130.2	132.8	124.2
Jul '19	131.9	134.1	124.2
Jun '19	135.0	138.2	124.2
May '19	132.3	135.5	124.2
Apr '19	133.2	136.4	124.2
Mar '19	130.0	133.1	124.2
Feb '19	129.2	132.9	119.0
Jan '19	125.2	128.3	119.0

Residential Heating Fuel Prices — Destruction Bay

	Furnace Oil	Arctic Stove Oil	Propane (500 gallon tank cost)
26-Jan-22	155.6	162.2	-
12-Jan-22	147.2	154.6	-
29-Dec-21	147.2	154.6	-
15-Dec-21	147.2	154.6	-
01-Dec-21	147.2	157.1	-
17-Nov-21	147.2	157.1	-
03-Nov-21	147.2	147.3	-
20-Oct-21	143.0	145.2	-
06-Oct-21	143.0	145.2	-
22-Sep-21	143.0	145.2	-
08-Sep-21	136.7	142.0	-
25-Aug-21	136.7	142.0	-
11-Aug-21	136.7	142.0	-
28-Jul-21	n/a	144.2	-
14-Jul-21	136.7	142.0	-
30-Jun-21	n/a	144.2	-
16-Jun-21	136.7	142.0	-
02-Jun-21	136.7	142.0	-
19-May-21	136.7	142.0	-
05-May-21	136.7	142.0	-
21-Apr-21	136.7	142.0	-
07-Apr-21	137.4	142.4	-
24-Mar-21	133.9	138.9	-
10-Mar-21	133.9	138.9	-
24-Feb-21	129.7	136.8	-
10-Feb-21	129.7	132.8	-
27-Jan-21	123.4	124.7	-
13-Jan-21	123.4	125.1	-
Dec '20	121.3	124.0	-
Nov '20	115.0	118.1	-
Oct '20	112.4	115.5	-
Sep '20	109.7	112.9	-
Aug '20	109.7	112.9	-
Jul '20	109.7	112.9	-
Jun '20	109.7	112.9	-
May '20	109.7	112.9	-
Apr '20	112.3	115.4	-
Mar '20	127.4	130.5	-
Feb '20	137.8	141.0	-
Jan '20	141.3	144.5	-
Dec '19	143.1	146.2	-
Nov '19	137.8	141.0	-
Oct '19	132.6	135.7	-
Sep '19	125.2	128.4	-
Aug '19	125.2	128.4	-
Jul '19	126.2	129.4	-
Jun '19	128.2	131.4	-
May '19	128.2	131.4	-
Apr '19	126.7	129.8	-
Mar '19	125.1	128.2	-
Feb '19	123.0	126.1	-
Jan '19	116.7	119.8	-

Residential Heating Fuel Prices — Faro

	Furnace Oil	Arctic Stove Oil	Propane (500-gallon tank cost)
26-Jan-22	156.6	161.3	119.5
12-Jan-22	148.2	153.8	119.1
29-Dec-21	148.2	155.1	111.4
15-Dec-21	148.2	153.8	n/a
01-Dec-21	148.2	155.5	n/a
17-Nov-21	148.2	155.5	n/a
03-Nov-21	148.2	148.9	n/a
20-Oct-21	144.0	146.1	120.9
06-Oct-21	144.0	146.1	120.9
22-Sep-21	144.0	144.6	113.2
08-Sep-21	137.7	142.5	110.8
25-Aug-21	137.7	138.2	102.4
11-Aug-21	137.7	142.5	108.2
28-Jul-21	n/a	136.9	107.3
14-Jul-21	137.7	142.5	105.7
30-Jun-21	n/a	143.2	103.0
16-Jun-21	137.8	142.4	n/a
02-Jun-21	137.8	141.7	100.6
19-May-21	137.8	141.7	n/a
05-May-21	137.8	141.7	88.7
21-Apr-21	137.8	141.7	n/a
07-Apr-21	138.5	142.0	98.3
24-Mar-21	134.9	138.6	98.5
10-Mar-21	134.9	137.2	111.2
24-Feb-21	130.7	137.3	108.8
10-Feb-21	130.7	133.1	103.5
27-Jan-21	124.4	126.0	103.4
13-Jan-21	124.4	126.3	100.6
Dec '20	122.3	125.1	91.6
Nov '20	116.0	119.2	90.1
Oct '20	113.4	116.6	89.1
Sep '20	110.8	113.7	89.7
Aug '20	110.8	111.7	97.5
Jul '20	110.8	113.7	117.6
Jun '20	110.8	113.8	132.6
May '20	110.8	113.7	134.9
Apr '20	113.3	119.2	135.9
Mar '20	128.4	131.4	139.6
Feb '20	138.9	141.9	140.6
Jan '20	142.4	146.3	140.8
Dec '19	144.1	147.1	146.5
Nov '19	138.9	140.7	128.3
Oct '19	133.6	131.8	127.0
Sep '19	126.3	129.4	123.2
Aug '19	126.3	129.5	124.2
Jul '19	127.3	130.9	124.2
Jun '19	129.2	132.3	124.2
May '19	129.2	132.3	124.2
Apr '19	127.6	130.8	124.2
Mar '19	126.0	129.2	124.2
Feb '19	123.9	127.1	119.0
Jan '19	117.6	120.8	119.0

Residential Heating Fuel Prices — Haines Junction

	Furnace Oil	Arctic Stove Oil	Propane (500-gallon tank cost)
26-Jan-22	154.5	160.5	119.5
12-Jan-22	146.1	152.9	119.1
29-Dec-21	146.1	152.9	111.4
15-Dec-21	146.1	152.9	n/a
01-Dec-21	146.1	155.4	n/a
17-Nov-21	146.1	155.4	n/a
03-Nov-21	146.1	145.6	n/a
20-Oct-21	141.9	143.5	120.9
06-Oct-21	141.9	143.5	120.9
22-Sep-21	141.9	143.5	113.2
08-Sep-21	135.6	140.3	110.8
25-Aug-21	135.6	140.3	102.4
11-Aug-21	135.6	140.3	108.2
28-Jul-21	n/a	142.7	107.3
14-Jul-21	135.6	140.3	105.7
30-Jun-21	n/a	141.8	103.0
16-Jun-21	135.7	140.3	n/a
02-Jun-21	135.7	140.3	100.6
19-May-21	135.7	140.3	n/a
05-May-21	135.7	140.3	88.7
21-Apr-21	135.7	140.3	n/a
07-Apr-21	136.4	140.7	98.3
24-Mar-21	132.8	137.2	98.5
10-Mar-21	132.8	137.2	111.2
24-Feb-21	128.6	135.1	108.8
10-Feb-21	128.6	131.1	103.5
27-Jan-21	122.3	123.1	103.4
13-Jan-21	122.3	123.4	100.6
Dec '20	120.2	122.4	91.6
Nov '20	113.9	114.7	90.1
Oct '20	111.3	110.1	89.1
Sep '20	108.7	105.8	89.7
Aug '20	108.7	105.8	97.5
Jul '20	108.7	105.8	117.6
Jun '20	108.7	106.2	132.6
May '20	108.7	111.8	134.9
Apr '20	114.9	117.7	135.9
Mar '20	133.7	123.6	139.6
Feb '20	144.1	136.6	140.6
Jan '20	140.3	144.2	140.8
Dec '19	142.0	142.4	146.5
Nov '19	136.8	138.5	128.3
Oct '19	131.5	134.7	127.0
Sep '19	124.2	127.0	123.2
Aug '19	130.3	131.1	124.2
Jul '19	127.5	129.1	124.2
Jun '19	128.1	129.7	124.2
May '19	128.1	129.7	124.2
Apr '19	124.5	127.7	124.2
Mar '19	123.0	126.1	124.2
Feb '19	120.9	124.0	119.0
Jan '19	114.6	117.7	119.0

Residential Heating Fuel Prices — Marsh Lake

	Furnace Oil	Arctic Stove Oil	Propane (500 gallon tank cost)
26-Jan-22	153.7	158.4	-
12-Jan-22	145.3	150.8	-
29-Dec-21	145.3	150.8	-
15-Dec-21	145.3	150.8	-
01-Dec-21	145.3	153.3	-
17-Nov-21	145.3	153.3	-
03-Nov-21	145.3	143.4	-
20-Oct-21	141.1	141.3	-
06-Oct-21	141.1	141.3	-
22-Sep-21	141.1	141.3	-
08-Sep-21	134.8	138.2	-
25-Aug-21	134.8	138.2	-
11-Aug-21	134.8	138.2	-
28-Jul-21	n/a	138.4	-
14-Jul-21	134.8	138.2	-
30-Jun-21	n/a	138.4	-
16-Jun-21	134.8	138.2	-
02-Jun-21	134.8	138.2	-
19-May-21	134.8	138.2	-
05-May-21	134.8	138.2	-
21-Apr-21	134.8	138.2	-
07-Apr-21	135.6	138.6	-
24-Mar-21	132.0	135.1	-
10-Mar-21	132.0	135.2	-
24-Feb-21	127.8	133.0	-
10-Feb-21	127.8	129.0	-
27-Jan-21	121.5	121.1	-
13-Jan-21	121.5	121.3	-
Dec '20	119.4	120.8	-
Nov '20	113.1	112.7	-
Oct '20	110.5	108.7	-
Sep '20	107.8	103.8	-
Aug '20	107.8	103.8	-
Jul '20	107.8	103.8	-
Jun '20	107.8	104.8	-
May '20	107.8	111.0	-
Apr '20	110.4	111.8	-
Mar '20	125.5	117.9	-
Feb '20	135.9	131.0	-
Jan '20	139.4	142.6	-
Dec '19	141.2	140.4	-
Nov '19	135.9	136.5	-
Oct '19	130.7	133.8	-
Sep '19	123.3	125.9	-
Aug '19	128.5	129.3	-
Jul '19	127.0	128.6	-
Jun '19	128.7	130.3	-
May '19	129.0	129.8	-
Apr '19	126.9	129.3	-
Mar '19	120.3	122.9	-
Feb '19	119.3	121.9	-
Jan '19	117.7	120.5	-

Residential Heating Fuel Prices — Mayo

	Furnace Oil	Arctic Stove Oil	Propane (500-gallon tank cost)
26-Jan-22	150.7	158.9	119.5
12-Jan-22	144.4	152.5	119.1
29-Dec-21	148.4	158.5	111.4
15-Dec-21	146.5	153.9	n/a
01-Dec-21	146.5	155.6	n/a
17-Nov-21	145.5	155.0	n/a
03-Nov-21	143.4	147.0	n/a
20-Oct-21	141.2	145.6	120.9
06-Oct-21	139.5	144.4	120.9
22-Sep-21	139.5	144.4	113.2
08-Sep-21	136.4	142.3	110.8
25-Aug-21	136.4	142.3	102.4
11-Aug-21	137.7	146.0	108.2
28-Jul-21	n/a	151.1	107.3
14-Jul-21	137.8	146.0	105.7
30-Jun-21	137.8	146.0	103.0
16-Jun-21	134.3	140.9	n/a
02-Jun-21	134.3	140.9	100.6
19-May-21	134.3	140.9	n/a
05-May-21	137.8	146.0	88.7
21-Apr-21	134.3	140.9	n/a
07-Apr-21	136.8	142.6	98.3
24-Mar-21	132.4	138.5	98.5
10-Mar-21	130.4	137.2	111.2
24-Feb-21	128.4	135.8	108.8
10-Feb-21	126.8	132.1	103.5
27-Jan-21	124.4	128.4	103.4
13-Jan-21	119.1	123.9	100.6
Dec '20	118.3	121.8	91.6
Nov '20	109.8	114.9	90.1
Oct '20	113.4	113.5	89.1
Sep '20	110.8	110.5	89.7
Aug '20	110.8	110.5	97.5
Jul '20	110.7	111.0	117.6
Jun '20	111.0	110.7	132.6
May '20	110.4	114.6	134.9
Apr '20	113.3	117.4	135.9
Mar '20	126.6	126.7	139.6
Feb '20	141.2	140.3	140.6
Jan '20	143.4	148.1	140.8
Dec '19	144.7	147.4	146.5
Nov '19	141.1	144.2	128.3
Oct '19	136.7	139.8	127.0
Sep '19	127.5	131.3	123.2
Aug '19	134.8	136.2	124.2
Jul '19	133.8	135.3	124.2
Jun '19	137.4	139.2	124.2
May '19	135.4	137.0	124.2
Apr '19	136.9	139.6	124.2
Mar '19	133.9	137.1	124.2
Feb '19	133.6	136.7	119.0
Jan '19	129.1	132.3	119.0

Residential Heating Fuel Prices — Pelly Crossing

	Furnace Oil	Arctic Stove Oil	Propane (500 gallon tank cost)
26-Jan-22	155.8	162.2	-
12-Jan-22	147.4	154.7	-
29-Dec-21	147.4	154.7	-
15-Dec-21	147.4	154.7	-
01-Dec-21	147.4	157.2	-
17-Nov-21	147.4	157.2	-
03-Nov-21	147.4	147.4	-
20-Oct-21	143.2	145.3	-
06-Oct-21	143.2	145.3	-
22-Sep-21	143.2	145.3	-
08-Sep-21	136.9	142.1	-
25-Aug-21	136.9	142.1	-
11-Aug-21	136.9	142.1	-
28-Jul-21	n/a	144.2	-
14-Jul-21	136.9	142.1	-
30-Jun-21	n/a	144.2	-
16-Jun-21	136.9	142.1	-
02-Jun-21	136.9	142.1	-
19-May-21	136.9	142.1	-
05-May-21	136.9	142.1	-
21-Apr-21	136.9	142.1	-
07-Apr-21	137.7	142.5	-
24-Mar-21	134.1	139.0	-
10-Mar-21	134.1	139.0	-
24-Feb-21	129.9	132.9	-
10-Feb-21	129.9	132.9	-
27-Jan-21	123.6	124.8	-
13-Jan-21	123.6	125.2	-
Dec '20	121.5	124.0	-
Nov '20	115.2	116.4	-
Oct '20	112.6	111.9	-
Sep '20	109.9	108.0	-
Aug '20	109.9	108.0	-
Jul '20	109.9	108.0	-
Jun '20	109.9	107.9	-
May '20	109.9	113.1	-
Apr '20	112.5	115.7	-
Mar '20	127.6	122.1	-
Feb '20	138.0	135.2	-
Jan '20	141.5	146.1	-
Dec '19	143.3	144.6	-
Nov '19	138.0	141.0	-
Oct '19	132.8	135.9	-
Sep '19	125.4	131.5	-
Aug '19	134.6	135.6	-
Jul '19	128.7	134.2	-
Jun '19	130.5	135.5	-
May '19	130.5	138.9	-
Apr '19	129.3	138.0	-
Mar '19	127.7	137.4	-
Feb '19	125.6	134.8	-
Jan '19	119.3	126.4	-

Residential Heating Fuel Prices — Ross River

	Furnace Oil	Arctic Stove Oil	Propane (500-gallon tank cost)
26-Jan-22	161.5	168.7	119.6
12-Jan-22	148.8	158.8	119.2
29-Dec-21	148.8	158.8	111.4
15-Dec-21	157.3	158.8	n/a
01-Dec-21	157.3	161.4	n/a
17-Nov-21	157.3	161.4	n/a
03-Nov-21	148.8	151.5	n/a
20-Oct-21	147.9	149.4	120.9
06-Oct-21	147.9	149.4	120.9
22-Sep-21	147.9	149.4	113.2
08-Sep-21	144.8	146.3	110.8
25-Aug-21	146.7	146.3	102.4
11-Aug-21	146.7	146.3	108.2
28-Jul-21	151.9	151.2	107.3
14-Jul-21	145.1	146.3	105.7
30-Jun-21	151.9	151.2	103.0
16-Jun-21	145.1	146.3	n/a
02-Jun-21	145.1	146.3	100.6
19-May-21	145.1	146.3	n/a
05-May-21	145.1	146.3	88.7
21-Apr-21	144.2	146.3	n/a
07-Apr-21	139.1	146.7	98.3
24-Mar-21	136.5	143.1	98.5
10-Mar-21	136.5	143.2	111.2
24-Feb-21	129.2	140.9	108.8
10-Feb-21	131.3	137.0	103.5
27-Jan-21	126.0	128.6	103.4
13-Jan-21	123.4	129.3	100.6
Dec '20	122.9	126.0	91.6
Nov '20	115.3	119.7	90.1
Oct '20	115.3	117.1	89.1
Sep '20	113.4	114.5	89.7
Aug '20	112.4	114.5	97.5
Jul '20	116.2	114.5	117.7
Jun '20	113.4	n/a	132.6
May '20	115.0	n/a	134.9
Apr '20	119.9	n/a	135.9
Mar '20	141.1	132.0	139.6
Feb '20	148.6	142.5	140.6
Jan '20	146.8	146.0	140.8
Dec '19	149.2	147.8	146.5
Nov '19	143.0	142.5	128.3
Oct '19	150.4	137.3	127.0
Sep '19	141.3	129.9	123.2
Aug '19	148.6	129.9	124.2
Jul '19	142.7	131.3	124.2
Jun '19	141.5	134.0	124.2
May '19	146.1	n/a	124.2
Apr '19	139.4	132.4	124.2
Mar '19	135.3	130.5	124.2
Feb '19	133.3	128.1	119.0
Jan '19	122.5	121.8	119.0

Residential Heating Fuel Prices — Stewart Crossing

	Furnace Oil	Arctic Stove Oil	Propane (500-gallon tank cost)
26-Jan-22	156.1	159.3	-
12-Jan-22	147.7	150.9	-
29-Dec-21	147.7	150.9	-
15-Dec-21	147.7	150.9	-
01-Dec-21	147.7	150.9	-
17-Nov-21	147.7	150.9	-
03-Nov-21	147.7	150.9	-
20-Oct-21	143.5	146.7	-
06-Oct-21	143.5	146.7	-
22-Sep-21	143.5	146.7	-
08-Sep-21	137.2	140.4	-
25-Aug-21	137.2	140.4	-
11-Aug-21	137.2	140.4	-
28-Jul-21	n/a	n/a	-
14-Jul-21	137.2	140.4	-
30-Jun-21	n/a	n/a	-
16-Jun-21	137.2	140.4	-
02-Jun-21	137.2	140.4	-
19-May-21	137.2	140.4	-
05-May-21	137.2	140.4	-
21-Apr-21	137.2	140.4	-
07-Apr-21	138.0	141.2	-
24-Mar-21	134.4	137.6	-
10-Mar-21	134.4	137.6	-
24-Feb-21	130.2	133.4	-
10-Feb-21	130.2	133.4	-
27-Jan-21	123.9	127.1	-
13-Jan-21	123.9	127.1	-
Dec '20	121.8	125.0	-
Nov '20	115.5	118.7	-
Oct '20	112.9	116.1	-
Sep '20	110.3	113.4	-
Aug '20	110.3	113.4	-
Jul '20	110.3	113.4	-
Jun '20	110.3	113.4	-
May '20	110.3	113.4	-
Apr '20	112.8	115.9	-
Mar '20	127.9	131.0	-
Feb '20	138.3	141.5	-
Jan '20	141.8	145.0	-
Dec '19	143.6	146.7	-
Nov '19	138.3	141.5	-
Oct '19	131.1	136.2	-
Sep '19	125.7	128.9	-
Aug '19	125.7	128.9	-
Jul '19	127.2	130.4	-
Jun '19	130.3	133.5	-
May '19	130.3	133.5	-
Apr '19	128.8	131.9	-
Mar '19	127.2	130.3	-
Feb '19	125.1	128.2	-
Jan '19	118.8	121.9	-

Residential Heating Fuel Prices — Tagish & Teslin

	Tagish		
	Furnace Oil	Arctic Stove Oil	Propane (500-gallon tank cost)
26-Jan-22	154.7	158.9	-
12-Jan-22	146.3	151.4	-
29-Dec-21	146.3	151.4	-
15-Dec-21	146.3	151.4	-
01-Dec-21	146.3	153.8	-
17-Nov-21	146.3	153.8	-
03-Nov-21	146.3	143.9	-
20-Oct-21	142.1	141.8	-
06-Oct-21	142.1	141.8	-
22-Sep-21	142.1	141.3	-
08-Sep-21	134.8	138.2	-
25-Aug-21	134.8	138.2	-
11-Aug-21	134.8	138.2	-
28-Jul-21	n/a	138.4	-
14-Jul-21	134.8	138.2	-
30-Jun-21	n/a	138.4	-
16-Jun-21	134.8	138.2	-
02-Jun-21	134.8	138.2	-
19-May-21	134.8	138.2	-
05-May-21	134.8	138.2	-
21-Apr-21	134.8	138.2	-
07-Apr-21	135.6	138.6	-
24-Mar-21	132.0	135.1	-
10-Mar-21	132.0	135.2	-
24-Feb-21	127.8	133.0	-
10-Feb-21	127.8	129.0	-
27-Jan-21	121.5	121.1	-
13-Jan-21	121.5	121.3	-
Dec '20	119.4	120.8	-
Nov '20	113.1	112.7	-
Oct '20	110.5	108.7	-
Sep '20	107.8	103.8	-
Aug '20	107.8	103.8	-
Jul '20	107.8	103.8	-
Jun '20	107.8	104.8	-
May '20	107.8	111.0	-
Apr '20	110.4	112.7	-
Mar '20	125.5	117.9	-
Feb '20	135.9	131.0	-
Jan '20	139.4	142.6	-
Dec '19	141.2	140.4	-
Nov '19	135.9	136.5	-
Oct '19	130.7	133.8	-
Sep '19	123.3	125.9	-
Aug '19	128.5	129.3	-
Jul '19	127.0	128.6	-
Jun '19	128.7	130.3	-
May '19	129.0	129.8	-
Apr '19	126.9	129.3	-
Mar '19	120.3	122.9	-
Feb '19	119.3	121.9	-
Jan '19	117.7	120.5	-

	Teslin		
	Furnace Oil	Arctic Stove Oil	Propane (500-gallon tank cost)
26-Jan-22	154.7	160.6	119.5
12-Jan-22	146.3	152.9	119.1
29-Dec-21	146.3	152.9	111.4
15-Dec-21	146.3	152.9	n/a
01-Dec-21	146.3	155.4	n/a
17-Nov-21	146.3	155.4	n/a
03-Nov-21	146.3	145.6	n/a
20-Oct-21	141.9	143.5	120.9
06-Oct-21	141.9	143.5	120.9
22-Sep-21	141.9	143.5	113.2
08-Sep-21	135.6	140.3	110.8
25-Aug-21	135.6	140.3	102.4
11-Aug-21	135.6	140.3	108.2
28-Jul-21	n/a	142.7	107.3
14-Jul-21	135.6	140.3	105.7
30-Jun-21	n/a	141.8	103.0
16-Jun-21	135.7	140.3	n/a
02-Jun-21	135.7	140.3	100.6
19-May-21	135.7	140.3	n/a
05-May-21	135.7	140.3	88.7
21-Apr-21	135.7	140.3	n/a
07-Apr-21	136.4	140.7	98.3
24-Mar-21	132.8	137.2	98.5
10-Mar-21	132.8	137.2	111.2
24-Feb-21	128.6	135.1	108.8
10-Feb-21	128.6	131.1	103.5
27-Jan-21	122.3	123.1	103.4
13-Jan-21	122.3	123.4	100.6
Dec '20	120.2	122.4	91.6
Nov '20	113.9	114.7	90.1
Oct '20	111.3	110.1	89.1
Sep '20	108.7	105.8	89.7
Aug '20	108.7	105.8	97.5
Jul '20	108.7	105.8	117.6
Jun '20	108.7	106.2	132.6
May '20	108.7	111.8	134.9
Apr '20	111.2	114.1	135.9
Mar '20	126.3	119.9	139.6
Feb '20	136.8	133.0	140.6
Jan '20	140.3	144.2	140.8
Dec '19	142.0	142.4	146.5
Nov '19	136.8	138.5	128.3
Oct '19	131.5	134.7	127.0
Sep '19	124.2	128.3	123.2
Aug '19	130.3	131.1	124.2
Jul '19	128.0	129.6	124.2
Jun '19	129.6	131.1	124.2
May '19	129.9	130.7	124.2
Apr '19	127.7	130.0	124.2
Mar '19	121.7	119.7	124.2
Feb '19	120.7	119.7	119.0
Jan '19	119.1	123.2	119.0

Residential Heating Fuel Prices — Watson Lake

	Furnace Oil	Arctic Stove Oil	Propane (500-gallon tank cost)
26-Jan-22	157.7	166.6	119.5
12-Jan-22	149.3	159.0	119.1
29-Dec-21	149.3	159.0	111.4
15-Dec-21	149.3	159.0	n/a
01-Dec-21	149.3	161.7	n/a
17-Nov-21	149.3	161.7	n/a
03-Nov-21	149.3	151.8	n/a
20-Oct-21	145.1	149.7	120.9
06-Oct-21	145.1	149.7	120.9
22-Sep-21	145.1	149.7	113.2
08-Sep-21	138.8	146.5	110.8
25-Aug-21	138.8	146.5	102.4
11-Aug-21	138.8	146.5	108.2
28-Jul-21	n/a	151.1	107.3
14-Jul-21	138.8	146.5	105.7
30-Jun-21	n/a	151.1	103.0
16-Jun-21	138.8	146.5	n/a
02-Jun-21	138.8	146.5	100.6
19-May-21	138.8	146.5	n/a
05-May-21	138.8	146.5	88.7
21-Apr-21	138.8	146.5	n/a
07-Apr-21	139.7	147.0	98.3
24-Mar-21	136.0	143.3	98.5
10-Mar-21	136.0	143.4	111.2
24-Feb-21	131.8	141.2	108.8
10-Feb-21	131.8	137.2	103.5
27-Jan-21	125.5	128.9	103.4
13-Jan-21	125.5	129.5	100.6

	Furnace Oil	Arctic Stove Oil	Propane (500-gallon tank cost)
Dec '20	123.4	127.4	91.6
Nov '20	117.1	120.5	90.1
Oct '20	114.5	114.4	89.1
Sep '20	111.8	111.0	89.7
Aug '20	111.8	111.0	97.5
Jul '20	111.8	111.0	117.6
Jun '20	111.8	110.4	132.6
May '20	111.8	115.0	134.9
Apr '20	114.4	118.2	135.9
Mar '20	129.5	125.1	139.6
Feb '20	139.9	138.2	140.6
Jan '20	143.4	148.7	140.8

Dec '19	145.2	147.7	146.5
Nov '19	139.9	143.7	128.3
Oct '19	134.7	137.8	127.0
Sep '19	127.3	130.5	123.2
Aug '19	127.3	130.5	124.2
Jul '19	127.6	130.8	124.2
Jun '19	128.1	131.3	124.2
May '19	128.1	131.3	124.2
Apr '19	126.6	129.7	124.2
Mar '19	125.0	128.1	124.2
Feb '19	122.9	126.0	119.0
Jan '19	116.6	119.7	119.0

Next release: February 24, 2022