



Yukon Fuel Price Survey January 2023

Retail Motor Fuel Prices, by Community

	Regular Gasoline			Premium Gasoline			Diesel			Propane		
	--- % change ---			--- % change ---			--- % change ---			--- % change ---		
	Price	Dec '22 to Jan '23	Jan '22 to Jan '23	Price	Dec '22 to Jan '23	Jan '22 to Jan '23	Price	Dec '22 to Jan '23	Jan '22 to Jan '23	Price	Dec '22 to Jan '23	Jan '22 to Jan '23
Whitehorse	169.7	-2.1%	8.5%	184.9	-1.5%	10.1%	211.0	-2.0%	36.0%	144.4	4.5%	14.2%
Beaver Creek	199.9	0.0%	14.3%	249.9	0.0%	31.6%	249.9	0.0%	42.9%
Burwash Landing
Carcross	179.9	-4.0%	7.5%	219.9	-4.3%	29.4%
Carmacks	179.9	1.4%	5.9%	196.9	0.0%	12.1%	236.9	-1.3%	41.1%
Dawson City	190.2	-3.2%	15.4%	212.6	-1.4%	18.5%	228.2	-2.0%	37.9%
Destruction Bay	171.9	-3.6%	2.4%	189.9	-3.8%	3.3%	209.9	-5.4%	20.7%	186.9	0.0%	0.0%
Eagle Plains	215.0	0.0%	25.0%	237.5	-1.0%	33.8%	182.5	1.4%	26.7%
Faro	179.9	0.0%	7.1%	229.9	-2.1%	38.2%
Haines Junction	178.2	-2.2%	10.1%	188.9	-2.6%	10.2%	224.9	-2.0%	39.3%
Jake's Corner	169.9	-2.9%	7.6%	187.9	-1.8%	11.2%	209.9	-4.5%	32.1%
Mayo	177.9	-5.3%	13.2%	217.9	-4.4%	36.3%
Pelly Crossing	182.9	0.0%	15.1%	196.4	-2.7%	16.3%	210.9	-4.1%	37.0%
Ross River	179.9	-0.1%	5.9%	236.9	-1.3%	41.1%
Stewart Crossing	179.9	-2.7%	7.1%	197.9	-1.7%	10.6%	219.9	-3.3%	30.2%
Teslin	173.9	-4.1%	6.1%	184.9	-5.1%	8.2%	213.9	-5.0%	32.9%	125.0	-9.1%	13.6%
Watson Lake	167.7	-3.7%	7.2%	195.7	-0.1%	16.2%	214.6	-3.6%	35.5%	160.0	0.0%	33.3%

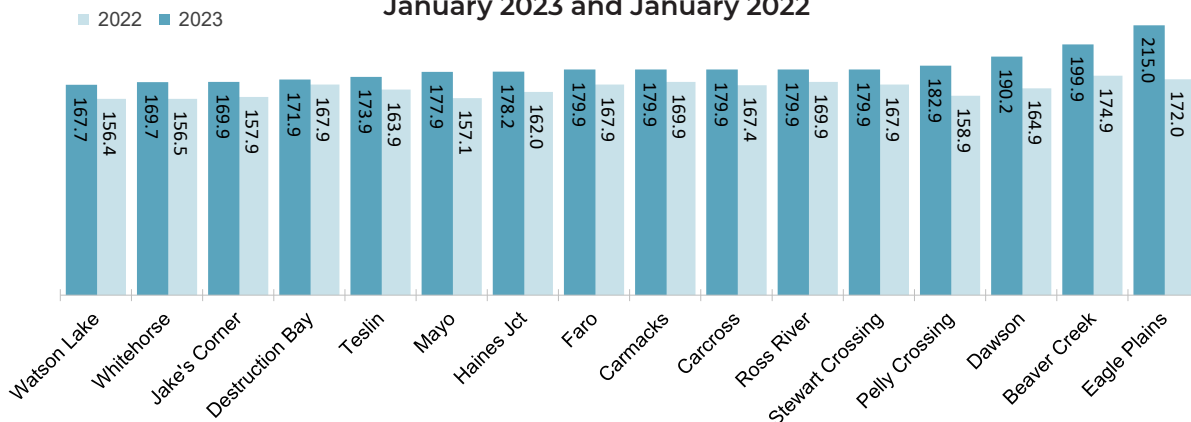
Notes to readers:

- All prices are Canadian cents per litre, including all applicable taxes.
- Communities with multiple gas stations have an average price for the reporting period.
- .. indicates this information was not available for the reporting period.
- ... indicates not applicable, or this service was not available in this community at this time.

In January 2023, average **regular self-serve** gasoline prices ranged from 167.7¢ per litre in Watson Lake to 215.0¢ per litre in Eagle Plains; a difference of 47.3¢. Comparing January 2023 to January 2022:

- **Regular self-serve** gasoline prices increased in all Yukon communities — the largest percentage increase was in Eagle Plains (25.0%).
- **Diesel self-serve** prices increased in all Yukon communities — the largest percentage increase was in Beaver Creek (42.9%).
- In communities offering **full-serve propane** fuel services, prices increased in all Yukon communities with the exception of Destruction Bay (unchanged) – the largest percentage increase was in Watson Lake (33.3%).

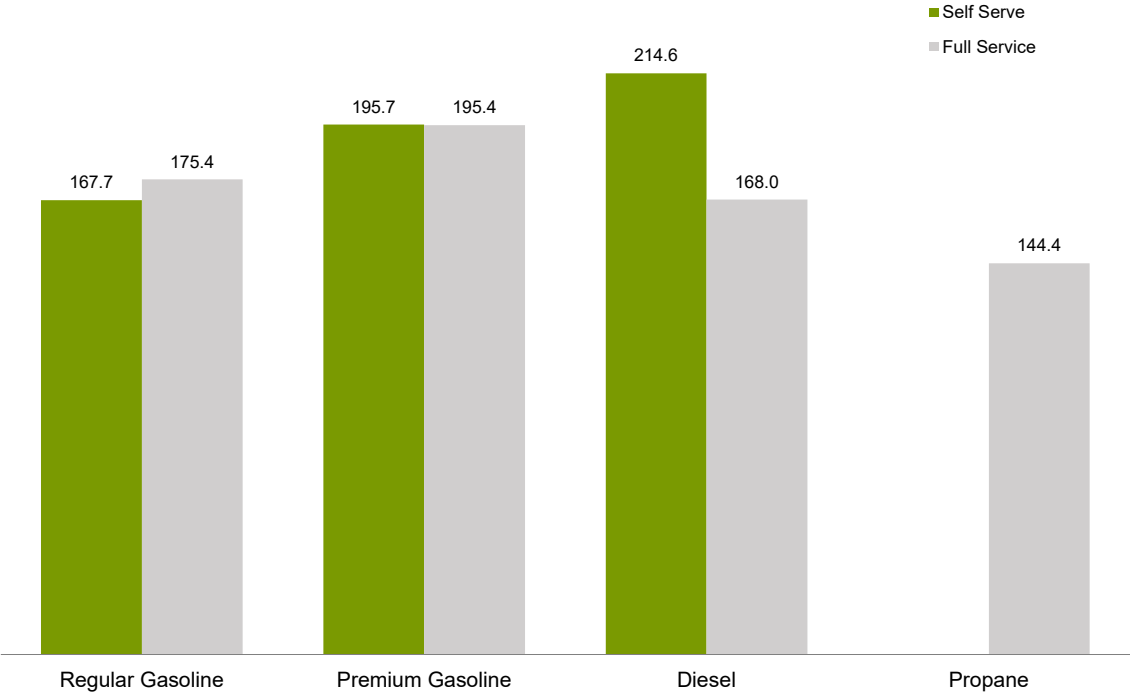
Average Self-Serve Regular Gasoline Prices, (cents per litre)
January 2023 and January 2022



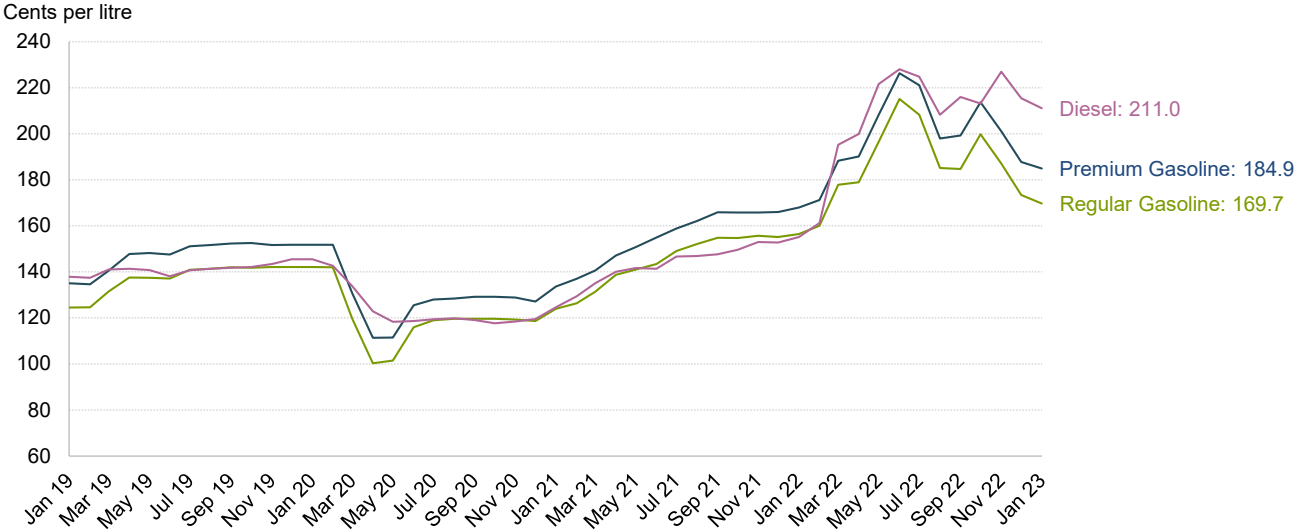
Price for Burwash Landing was unavailable.

Retail Motor Fuel Prices — Whitehorse

Average Fuel Prices, as of January 2023
(cents per litre)



Average Self-Serve Bi-weekly Motor Fuel Prices, Whitehorse
January 2019 - January 2023



Residential Fuel Prices, by Community

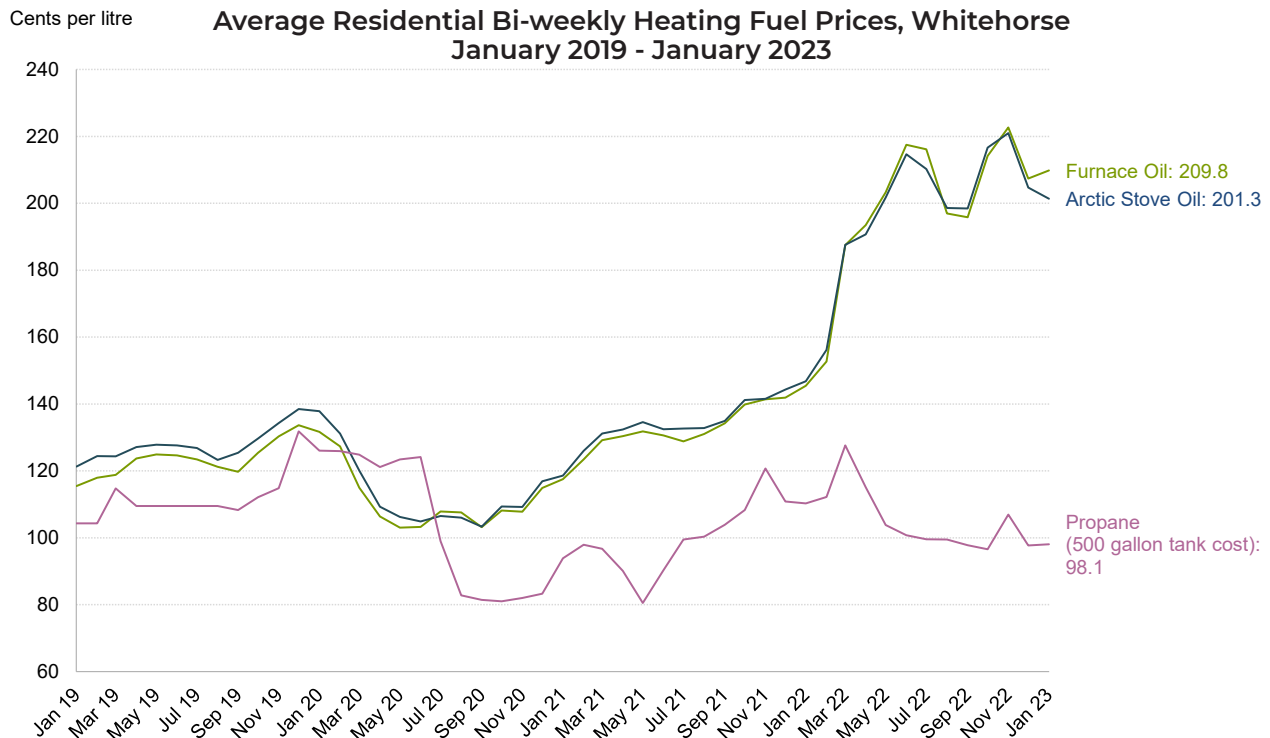
	Furnace Oil			Arctic Stove Oil			Propane (500-gallon tank)		
	--- % change ---			--- % change ---			--- % change ---		
	Price	Dec '22 to Jan '23	Jan '22 to Jan '23	Price	Dec '22 to Jan '23	Jan '22 to Jan '23	Price	Dec '22 to Jan '23	Jan '22 to Jan '23
Whitehorse	209.8	1.2%	44.3%	201.3	-1.6%	37.1%	98.1	0.4%	-11.1%
Beaver Creek	208.4	0.0%	35.8%	201.2	-5.3%	24.0%
Burwash Landing	206.3	0.0%	36.3%	209.5	0.0%	42.7%
Carcross	204.2	-0.1%	36.6%	198.5	-4.1%	28.4%
Carmacks	205.3	0.0%	36.6%	200.6	-4.1%	28.0%	103.4	0.4%	-13.3%
Dawson City	219.8	0.0%	40.9%	216.2	-1.2%	37.1%	103.4	0.4%	-13.3%
Destruction Bay	206.3	0.0%	36.3%	202.2	-4.0%	27.6%
Faro	207.4	0.0%	36.1%	203.2	-4.4%	29.0%	103.4	0.4%	-13.3%
Haines Junction	205.3	0.0%	36.6%	200.6	-4.1%	28.0%	103.4	0.4%	-13.3%
Marsh Lake	204.4	0.0%	36.7%	198.6	-4.1%	28.4%
Mayo	216.2	-0.1%	46.5%	212.3	-2.6%	36.3%	103.4	0.4%	-13.3%
Pelly Crossing	206.5	0.0%	36.2%	202.3	-4.0%	27.7%
Ross River	207.9	-1.0%	34.0%	206.2	-4.0%	25.9%	103.4	0.4%	-13.4%
Stewart Crossing	206.9	0.0%	36.2%	210.0	0.0%	35.4%
Tagish	204.4	-0.7%	35.8%	198.6	-4.1%	28.0%
Teslin	205.3	0.0%	36.4%	200.6	-4.1%	28.0%	100.7	-2.2%	-15.6%
Watson Lake	208.4	0.0%	35.8%	206.4	-4.0%	26.8%	94.7	0.3%	-20.6%

Notes to readers:

- All prices are Canadian cents per litre, including all applicable taxes.
- .. indicates this information was not available for the reporting period.
- ... indicates not applicable, or this service was not available in this community at this time.

Comparing January 2023 to January 2022:

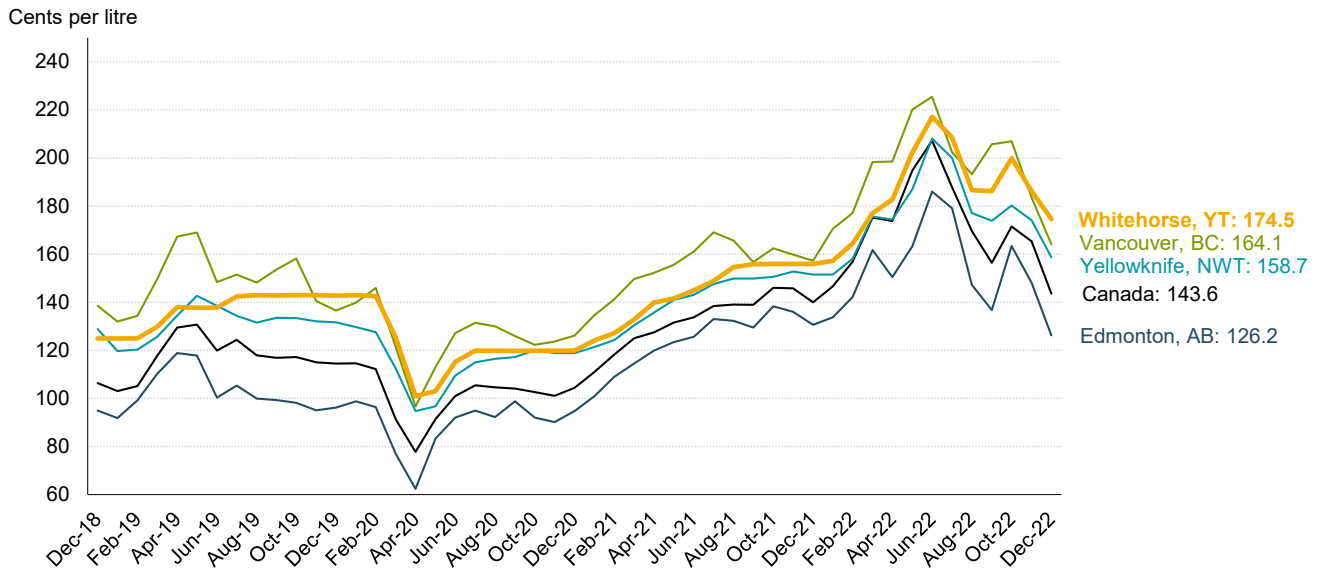
- **Furnace oil** prices increased in all Yukon communities — the largest percentage increase was in Mayo (46.5%);
- **Arctic stove oil** prices increased in all Yukon communities — the largest percentage increase was in Burwash Landing (42.7%); and
- **Propane** (500 gallon tank) prices decreased in all Yukon communities — the largest percentage decrease was in Watson Lake (20.6%).



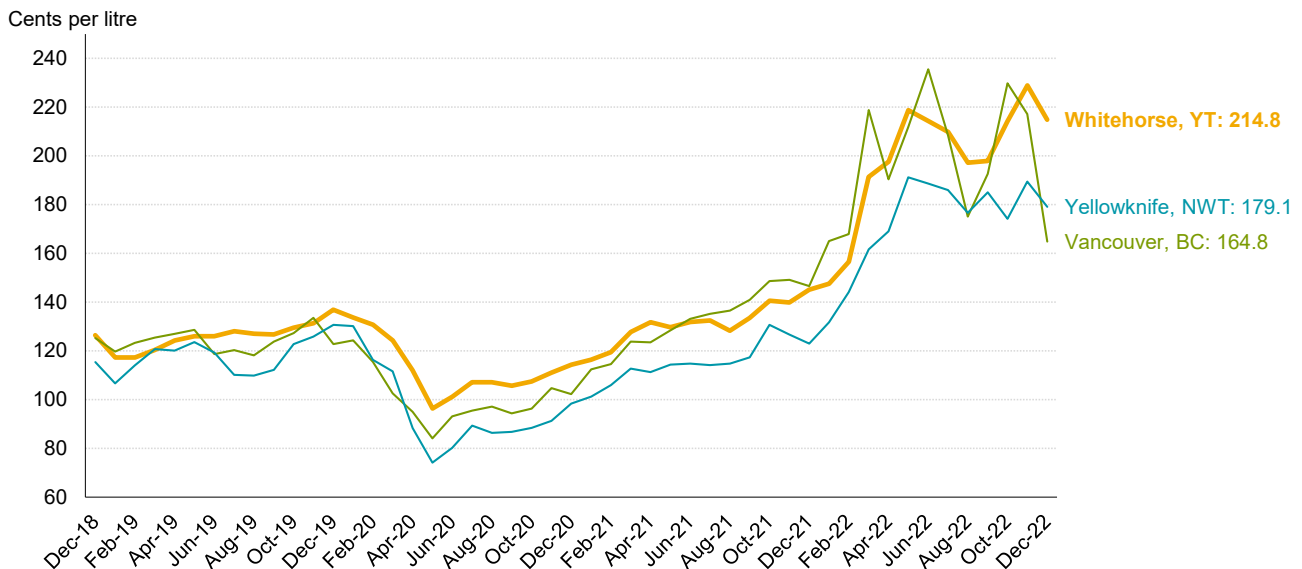
Monthly Average Retail Prices for Gasoline and Fuel Oil - by geography

The data in the following charts are sourced from Statistics Canada's data tables (Table: 18-10-0001-01).

Monthly Average Gasoline Prices, December 2018 to December 2022



Monthly Average Heating Fuel Oil Prices, December 2018 to December 2022



Source: Statistics Canada. Table 18-10-0001-01 (accessed: 2023-01-26).

Looking for detailed data?

Detailed and downloadable fuel data is available by Yukon community on the Community Statistics website.

[View detailed fuel data](#)

Next release: February 23, 2023

