



## Yukon Fuel Price Survey November 2023

### Retail Motor Fuel Prices, by Community

	Regular gasoline			Premium gasoline			Diesel			Propane		
	--- % change ---			--- % change ---			--- % change ---			--- % change ---		
	Price	Oct '23 to Nov '23	Nov '22 to Nov '23	Price	Oct '23 to Nov '23	Nov '22 to Nov '23	Price	Oct '23 to Nov '23	Nov '22 to Nov '23	Price	Oct '23 to Nov '23	Nov '22 to Nov '23
Whitehorse	189.4	-1.3%	1.3%	206.6	-1.0%	2.7%	203.5	2.0%	-10.3%	136.5	-3.1%	-1.5%
Beaver Creek	213.2	-7.7%	-7.2%	228.2	-6.8%	-6.8%	241.6	-1.0%	-8.8%	...	...	...
Burwash Landing	189.9	-4.0%	-7.3%	204.9	0.0%	-3.3%	199.0	-1.9%	-15.6%	...	...	...
Carcross	199.9	0.0%	-5.5%	...	...	...	213.2	1.6%	-9.9%	...	...	...
Carmacks	199.9	-1.0%	2.6%	214.9	-0.7%	0.5%	220.6	3.1%	-12.9%	...	...	...
Dawson City	205.0	1.6%	-1.8%	222.9	1.9%	-5.9%	222.1	3.6%	-8.4%	..	...	...
Destruction Bay	189.9	-1.0%	-1.2%	210.9	-0.9%	-0.2%	213.6	0.5%	-6.0%	186.9	0.0%	-0.5%
Eagle Plains	236.0	...	9.8%	...	...	...	245.0	...	-2.0%	180.0	...	0.0%
Faro	200.0	-1.9%	0.7%	...	...	...	213.3	1.6%	-11.1%	...	...	...
Haines Junction	204.9	0.0%	2.6%	225.9	0.8%	3.3%	216.6	2.3%	-8.7%	...	...	...
Jake's Corner	191.2	-1.4%	0.3%	210.2	-1.3%	2.3%	203.2	1.7%	-11.6%	...	...	...
Mayo	202.9	0.7%	4.5%	...	...	...	211.4	1.9%	-7.5%	...	...	...
Pelly Crossing	199.9	0.0%	-2.9%	215.9	0.0%	-1.8%	219.9	0.0%	-2.2%	...	...	...
Ross River	199.9	-1.0%	0.8%	...	...	...	209.9	-3.0%	-19.2%	...	...	...
Stewart Crossing	201.2	-1.3%	0.3%	220.2	-0.8%	2.2%	209.9	0.0%	-11.9%	...	...	...
Teslin	191.1	-0.7%	-1.8%	211.6	2.3%	2.9%	202.0	2.5%	-12.7%	150.0	0.0%	5.9%
Watson Lake	189.1	-2.5%	1.0%	216.9	0.0%	3.2%	204.8	1.6%	-9.4%	160.0	0.0%	2.1%

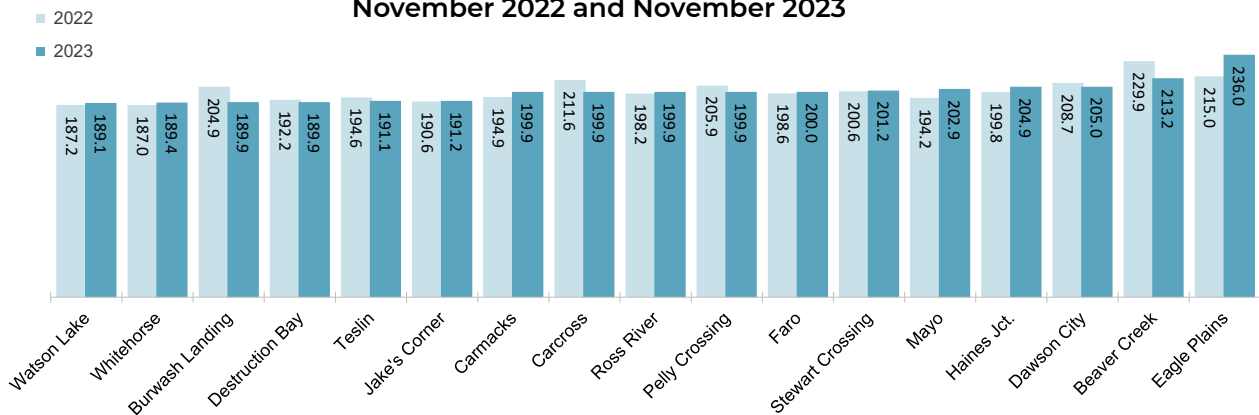
**Notes to readers:**

- All prices are Canadian cents per litre, including all applicable taxes.
- Communities with multiple gas stations have an average price for the reporting period.
- ... indicates this information was not available for the reporting period.
- ... indicates not applicable, or this service was not available in this community at this time.

In November 2023, average **regular self-serve** gasoline prices ranged from 189.1¢ per litre in Watson Lake to 236.0¢ per litre in Eagle Plains; a difference of 46.9¢. Comparing November 2023 to November 2022:

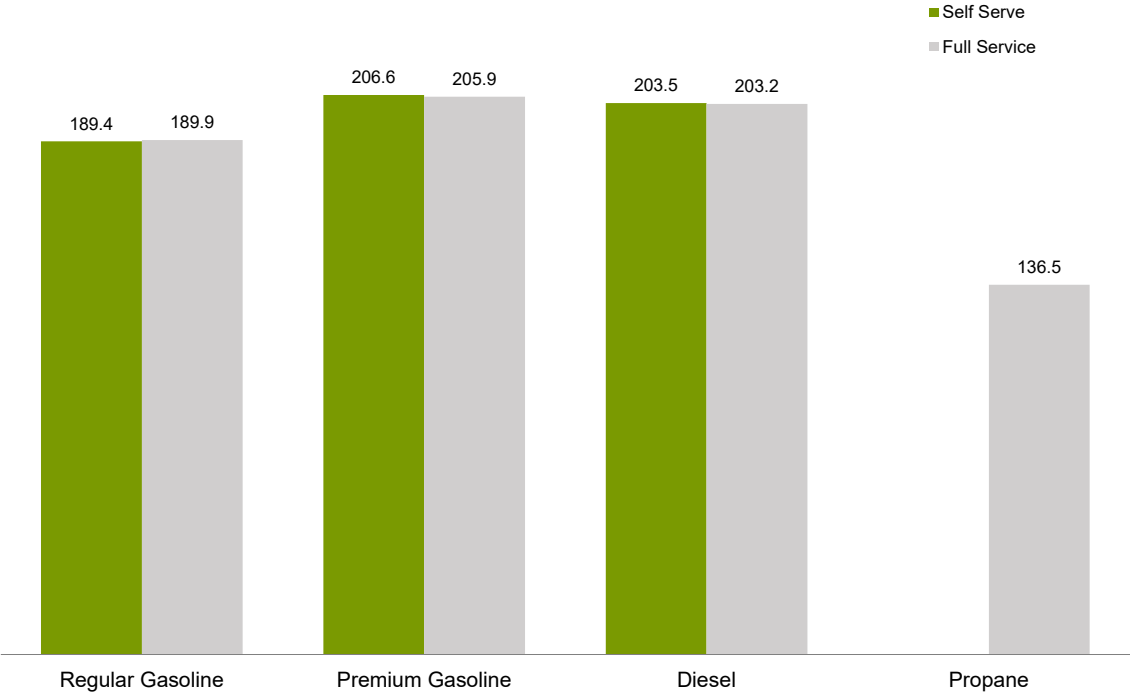
- **Regular self-serve** gasoline prices decreased in 7 Yukon communities with the largest percentage decrease in Burwash Landing (7.3%); and increased in the remaining 10 Yukon communities with the largest percentage increase in Eagle Plains (9.8%)
- **Diesel self-serve** prices decreased in all Yukon communities — the largest percentage decrease was in Ross River (19.2%).
- In communities offering **full-serve propane** fuel services, prices remained the same in Eagle Plains; decreased in Destruction Bay and Whitehorse; and increased in Teslin and Watson Lake.

**Average Self-Serve Regular Gasoline Prices, cents per litre,  
November 2022 and November 2023**

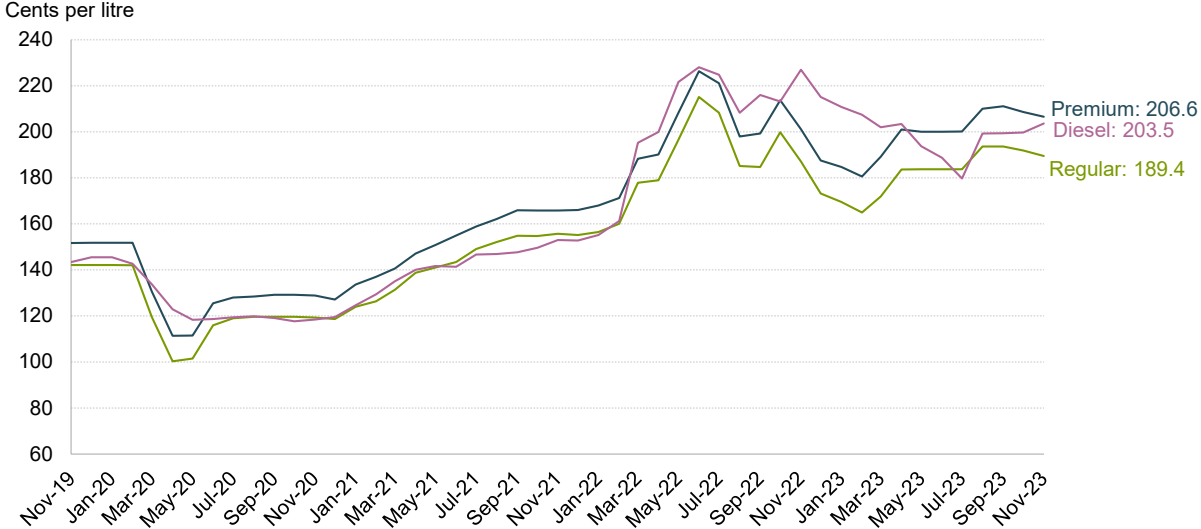


# Retail Motor Fuel Prices — Whitehorse

Average Fuel Prices, November 2023  
(cents per litre)



Average Self-Serve Bi-weekly Motor Fuel Prices, Whitehorse  
November 2019 - November 2023



# Residential Fuel Prices, by Community

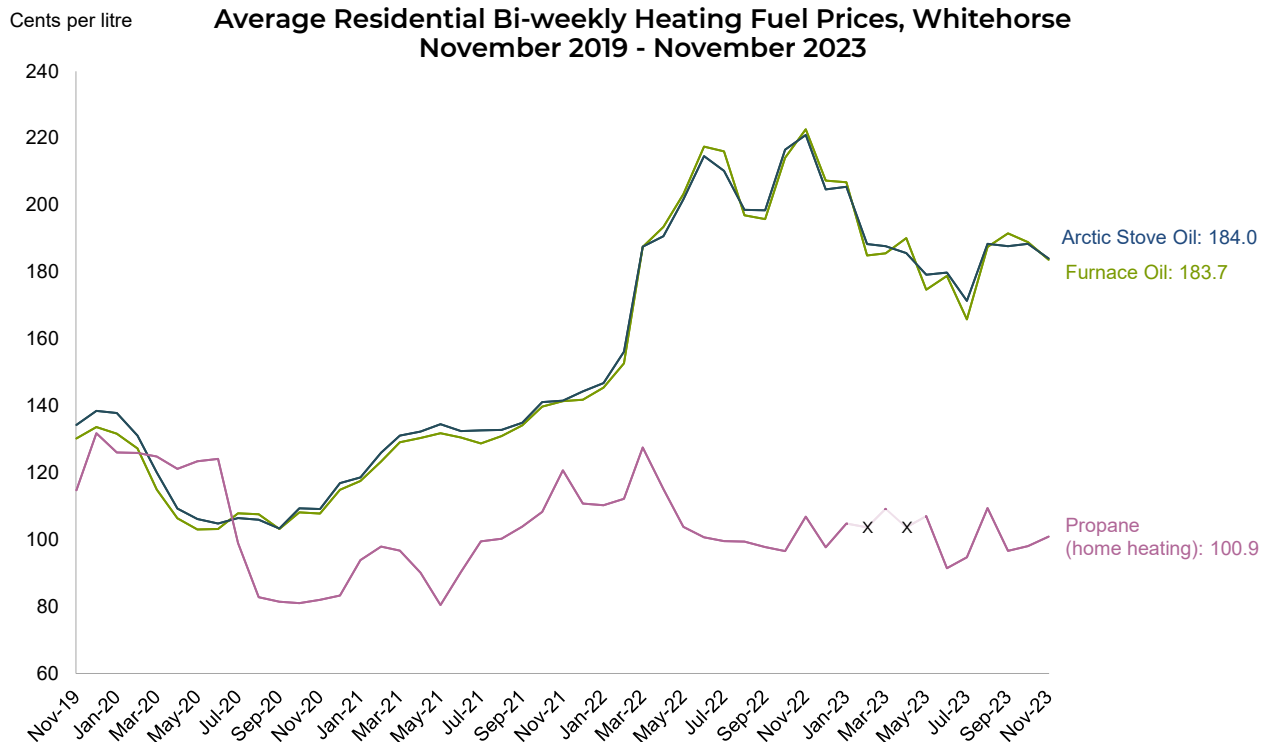
	Furnace Oil			Arctic Stove Oil			Propane (home heating)		
	--- % change ---			--- % change ---			--- % change ---		
	Price	Oct '23 to Nov '23	Nov '22 to Nov '23	Price	Oct '23 to Nov '23	Nov '22 to Nov '23	Price	Oct '23 to Nov '23	Nov '22 to Nov '23
Whitehorse	183.7	-2.8%	-17.5%	184.0	-2.3%	-16.7%	100.9	2.9%	-5.6%
Beaver Creek	192.0	-3.2%	-15.8%	186.9	-1.4%	-20.4%	...	...	...
Burwash Landing	186.9	-1.5%	-17.3%	184.9	-1.4%	-18.2%	...	...	...
Carcross	188.6	-1.2%	-15.8%	183.0	-1.4%	-18.8%	...	...	...
Carmacks	191.6	-0.6%	-14.8%	183.8	-1.4%	-19.7%	102.7	-0.6%	-0.3%
Dawson City	192.2	-2.3%	-17.6%	189.6	-2.0%	-13.6%	102.7	-0.6%	-0.2%
Destruction Bay	189.2	-2.6%	-16.2%	184.8	-1.4%	-19.8%	...	...	...
Faro	187.5	-3.4%	-17.4%	185.9	-1.4%	-18.7%	102.7	-0.6%	-0.3%
Haines Junction	190.5	-1.2%	-15.3%	183.8	-1.4%	-19.7%	97.5	-3.2%	-5.3%
Marsh Lake	188.6	-1.2%	-15.8%	183.0	-1.4%	-19.3%	...	...	...
Mayo	191.8	-2.1%	-16.0%	187.1	-1.7%	-19.6%	102.7	-0.6%	-0.3%
Pelly Crossing	192.2	-1.1%	-15.0%	185.1	-1.4%	-19.8%	...	...	...
Ross River	191.5	-3.3%	-15.8%	184.9	-2.2%	-21.2%	102.7	-0.6%	-0.3%
Stewart Crossing	188.5	-1.4%	-16.8%	185.4	-1.4%	-19.3%	...	...	...
Tagish	188.6	-1.2%	-15.9%	183.0	-1.4%	-19.4%	...	...	...
Teslin	190.5	-1.2%	-15.3%	183.8	-1.4%	-19.7%	97.5	-0.6%	-5.3%
Watson Lake	192.0	-3.2%	-15.8%	186.9	-1.4%	-20.4%	98.4	3.8%	4.2%

**Notes to readers:**

- All prices are Canadian cents per litre, including all applicable taxes.
- .. indicates this information was not available for the reporting period.
- ... indicates not applicable, or this service was not available in this community at this time.

**Comparing November 2023 to November 2022:**

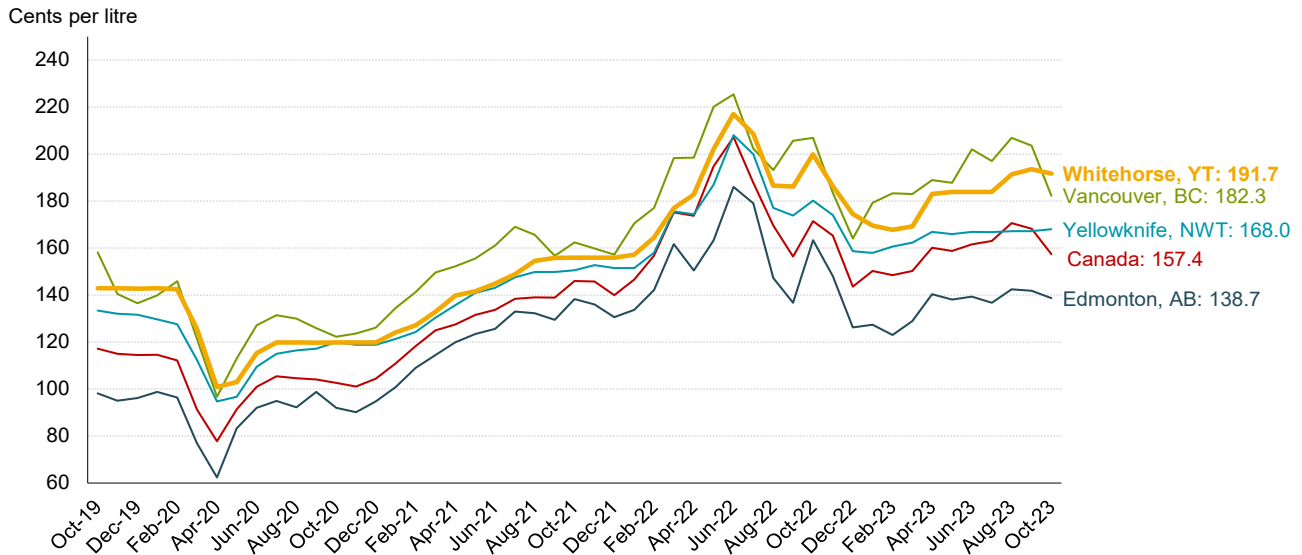
- **Furnace oil** prices decreased in all Yukon communities — the largest percentage decrease was in Dawson City (17.6%);
- **Arctic stove** oil prices decreased in all Yukon communities — the largest percentage decrease was in Ross River (21.2%); and
- **Propane** (home heating) prices decreased in all Yukon communities except Watson Lake — the largest percentage decrease was in Whitehorse (5.6%).



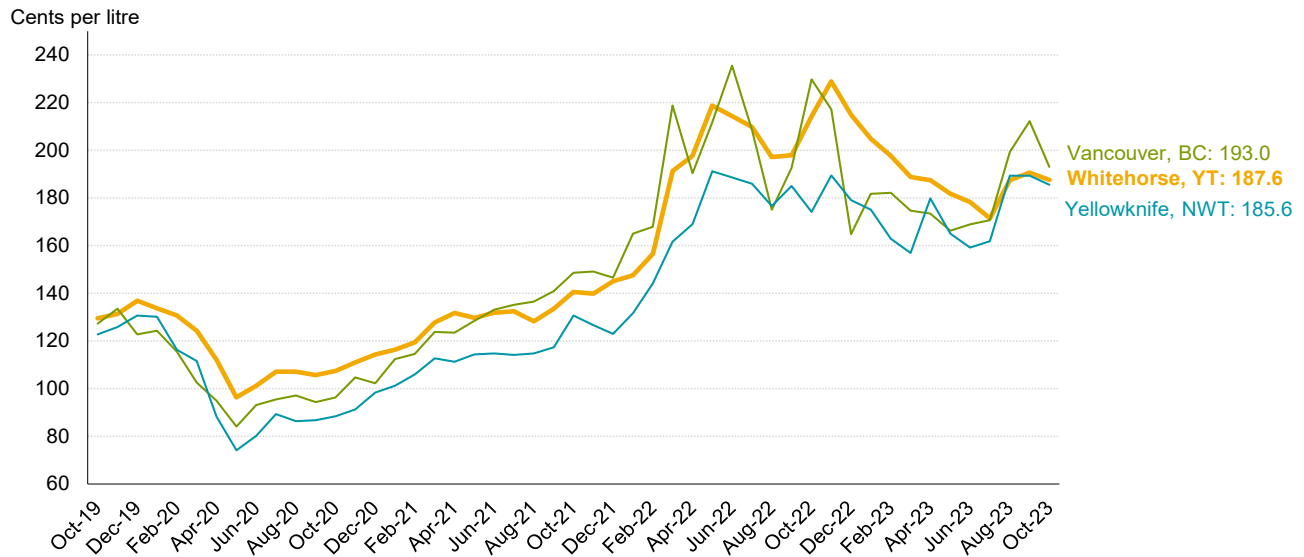
# Monthly Average Retail Prices for Gasoline and Fuel Oil - by geography

The data in the following charts are sourced from Statistics Canada's data tables (Table: 18-10-0001-01).

## Monthly Average Gasoline Prices, October 2019 to October 2023



## Monthly Average Heating Fuel Oil Prices, October 2019 to October 2023



Source: Statistics Canada. Table 18-10-0001-01 (accessed: 2023-12-05).

### Looking for detailed data?

Detailed and downloadable fuel price data is available by Yukon community on the Community Statistics website.

[View detailed fuel data](#)

Next release: December 29, 2023

