



Yukon Fuel Price Survey September 2024

Retail Motor Fuel Prices, by Community

	Regular gasoline			Premium gasoline			Diesel			Propane		
	--- % change ---			--- % change ---			--- % change ---			--- % change ---		
	Aug '24	Sep '23	to	Aug '24	Sep '23	to	Aug '24	Sep '23	to	Aug '24	Sep '23	to
Price	Sep '24	Sep '24	Price	Sep '24	Sep '24	Price	Sep '24	Sep '24	Price	Sep '24	Sep '24	
Whitehorse	187.0	-1.2%	-3.5%	205.1	-1.0%	-2.7%	192.6	-1.1%	-3.5%	140.0	0.0%	1.9%
Beaver Creek	223.5	0.0%	-3.5%	249.9	0.0%	4.4%	246.9	0.0%	2.8%
Burwash Landing	192.4	-1.3%	-2.8%	210.9	-0.5%	2.9%	199.0	0.0%	-1.9%
Carcross	199.9	0.0%	0.0%	205.9	0.0%	-1.9%
Carmacks	199.9	0.0%	-1.0%	219.9	0.0%	-0.5%	209.9	0.0%	-2.8%
Dawson City	200.2	-1.9%	-1.3%	219.5	-1.9%	0.0%	212.0	-0.3%	0.8%	150.0	0.0%	0.7%
Destruction Bay	197.4	-1.3%	1.8%	217.4	-1.1%	1.2%	209.4	-1.2%	0.2%	191.9	0.0%	2.7%
Eagle Plains	248.0	0.0%	240.0	0.0%	...	180.0	0.0%	...
Faro	197.4	-1.3%	-3.2%	202.4	-1.2%	-3.6%
Haines Junction	196.9	-2.2%	-3.9%	221.9	-1.3%	-0.2%	214.4	-0.2%	2.3%
Jake's Corner	187.4	-1.3%	-3.4%	206.4	-1.2%	-3.1%	192.4	-1.3%	-3.8%
Mayo	194.4	-1.8%	-3.5%	206.4	0.0%	-0.5%
Pelly Crossing	199.9	-0.5%	0.0%	212.4	-0.5%	-1.6%	224.4	0.0%	2.0%
Ross River	202.4	1.3%	1.3%	207.4	3.8%	-3.5%
Stewart Crossing	197.4	-1.3%	-3.2%	216.4	-1.1%	-2.5%	202.4	-1.2%	-3.6%
Teslin	189.0	-2.3%	-4.3%	205.9	-1.9%	-0.5%	196.7	-0.9%	-2.4%	150.0	0.0%	0.0%
Watson Lake	185.4	-1.1%	-4.4%	209.4	-2.3%	-3.5%	191.9	-1.8%	-3.9%	160.0	0.0%	0.0%

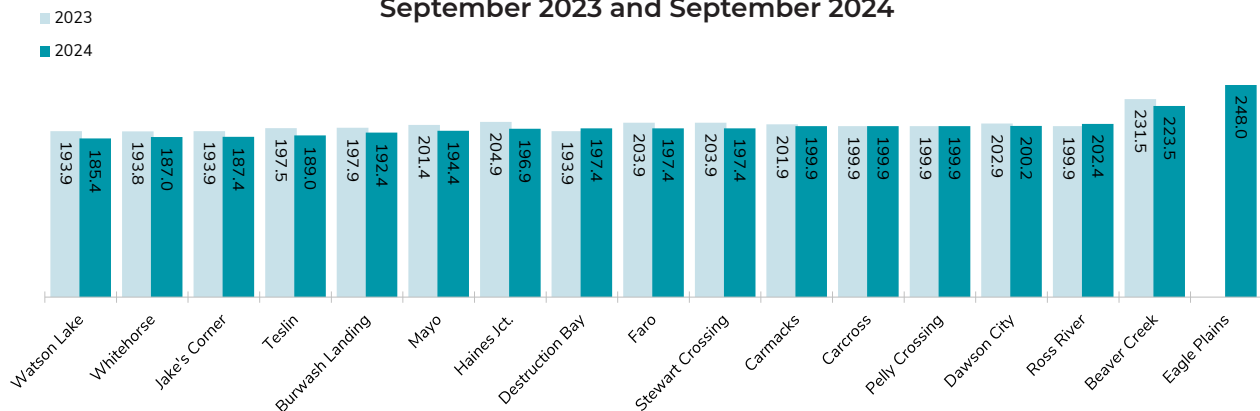
Notes to readers:

- All prices are Canadian cents per litre, including all applicable taxes.
- Communities with multiple gas stations have an average price for the reporting period
- ... indicates this information was not available for the reporting period.
- ... indicates not applicable, or this service was not available in this community at this time.

In September 2024, average **regular self-serve** gasoline prices ranged from 185.4¢ per litre in Watson Lake to 248.0¢ per litre in Eagle Plains; a difference of 62.6¢. Comparing September 2024 to September 2023:

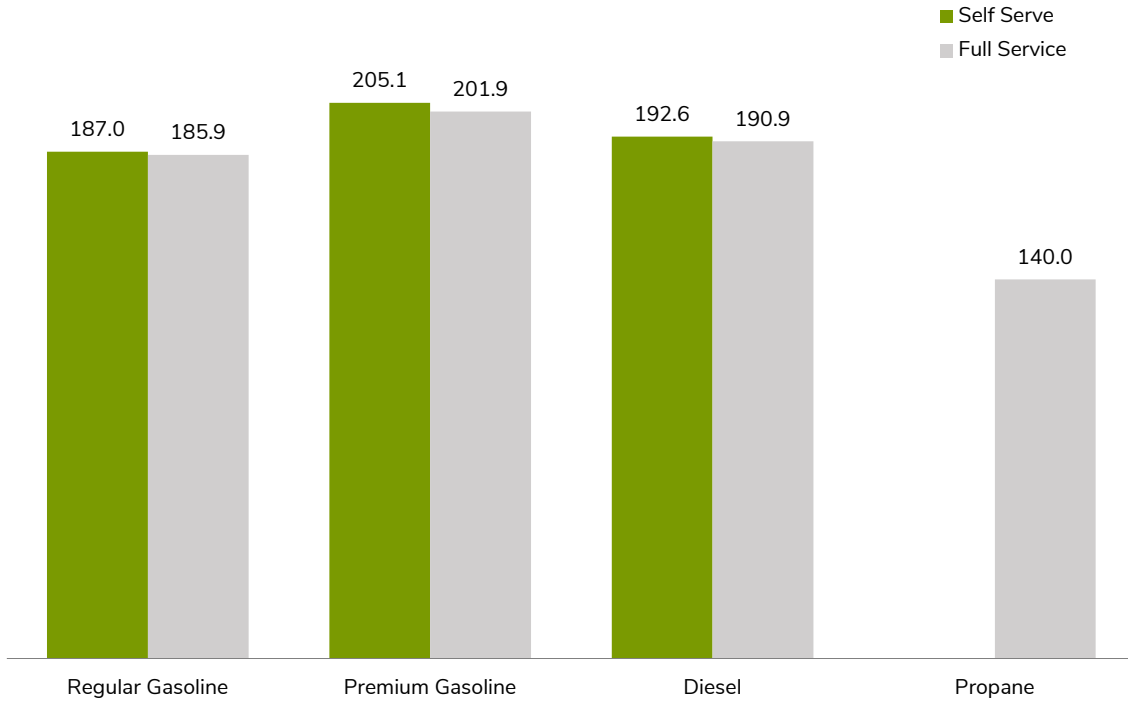
- **Regular self-serve** gasoline prices decreased in all Yukon communities, except Destruction Bay and Ross River; and remained the same in Carcross and Pelly Crossing. The largest percentage decrease was in Watson Lake (4.4%).
- **Diesel self-serve** prices increased in 5 communities; decreased in 11 communities; and was not available in Eagle Plains. The largest percentage decrease was in Watson Lake (3.9%).
- In communities offering **full-serve propane** fuel services, where data were available, prices increased in, Dawson City, Destruction Bay, and Whitehorse; and remained the same in Teslin and Watson Lake.

**Average Self-Serve Regular Gasoline Prices, cents per litre,
September 2023 and September 2024**

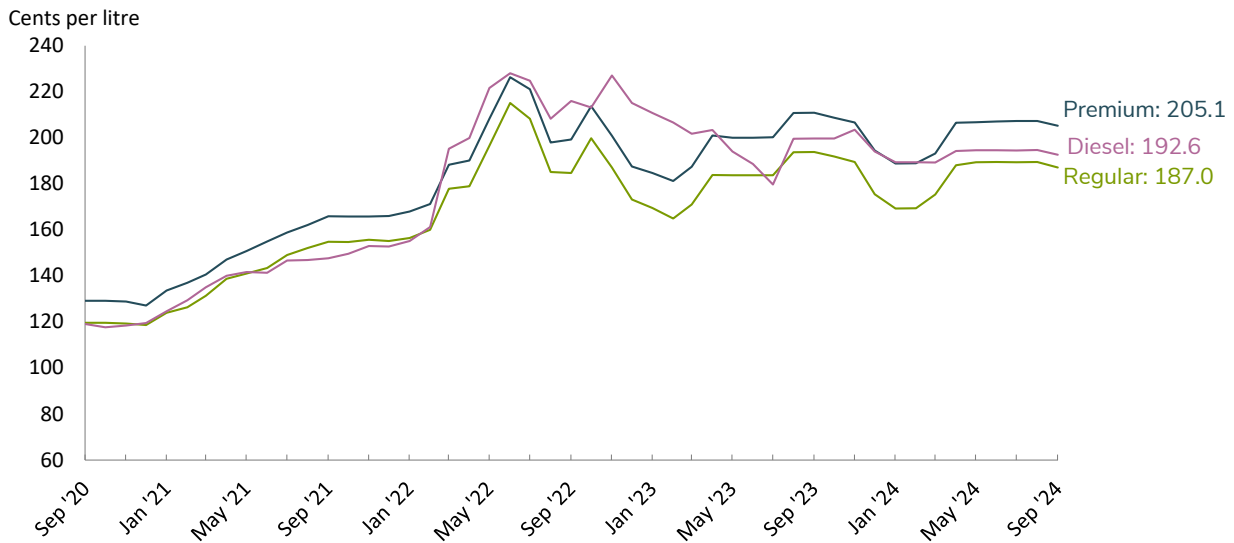


Retail Motor Fuel Prices — Whitehorse

Average Fuel Prices, September 2024
(cents per litre)



Average Self-Serve Bi-weekly Motor Fuel Prices, Whitehorse
September 2020 - September 2024



Residential Fuel Prices, by Community

	Furnace Oil			Arctic Stove Oil			Propane (home heating)		
	--- % change ---			--- % change ---			--- % change ---		
	Price	Aug '24 to Sep '24	Sep '23 to Sep '24	Price	Aug '24 to Sep '24	Sep '23 to Sep '24	Price	Aug '24 to Sep '24	Sep '23 to Sep '24
Whitehorse	160.9	-1.7%	-14.3%	162.4	-2.4%	-15.2%	107.0	0.0%	10.7%
Beaver Creek	166.0	-1.9%	-12.4%	169.2	-1.8%	-13.8%	106.4	0.0%	...
Burwash Landing	163.9	-1.9%	-12.5%	172.8	-0.2%	-13.1%	106.4	0.0%	...
Carcross	162.0	-1.9%	-12.7%	167.1	-0.9%	-11.4%	101.2	0.0%	...
Carmacks	162.9	-1.9%	-12.6%	169.0	-0.9%	-11.3%	101.2	0.0%	-0.7%
Dawson City	167.2	-0.9%	-14.9%	168.8	-0.9%	-14.8%	106.4	0.0%	4.5%
Destruction Bay	163.9	-1.9%	-12.5%	167.1	-1.9%	-13.0%
Faro	165.0	-1.9%	-12.5%	168.1	-1.8%	-12.0%	106.4	0.0%	4.5%
Haines Junction	162.9	-1.9%	-12.6%	169.0	-0.9%	-11.3%	101.2	0.0%	4.7%
Marsh Lake	162.0	-1.9%	-12.7%	167.1	-0.9%	-11.4%
Mayo	165.5	-0.9%	-13.7%	167.0	-0.9%	-14.6%	106.4	0.0%	4.5%
Pelly Crossing	164.1	-1.9%	-12.5%	170.6	-0.9%	-11.2%	106.4	0.0%	...
Ross River	157.0	-5.4%	-17.9%	168.7	-1.8%	-14.0%	106.4	0.0%	4.5%
Stewart Crossing	164.5	-1.9%	-12.5%	167.6	-1.8%	-12.3%	106.4	0.0%	...
Tagish	162.0	-1.9%	-12.7%	167.1	-0.9%	-11.4%	101.2	0.0%	...
Teslin	162.9	-1.9%	-12.6%	169.0	-0.9%	-11.3%	101.2	0.0%	6.6%
Watson Lake	166.0	-1.9%	-12.4%	169.2	-1.8%	-13.8%	97.9	0.0%	4.9%

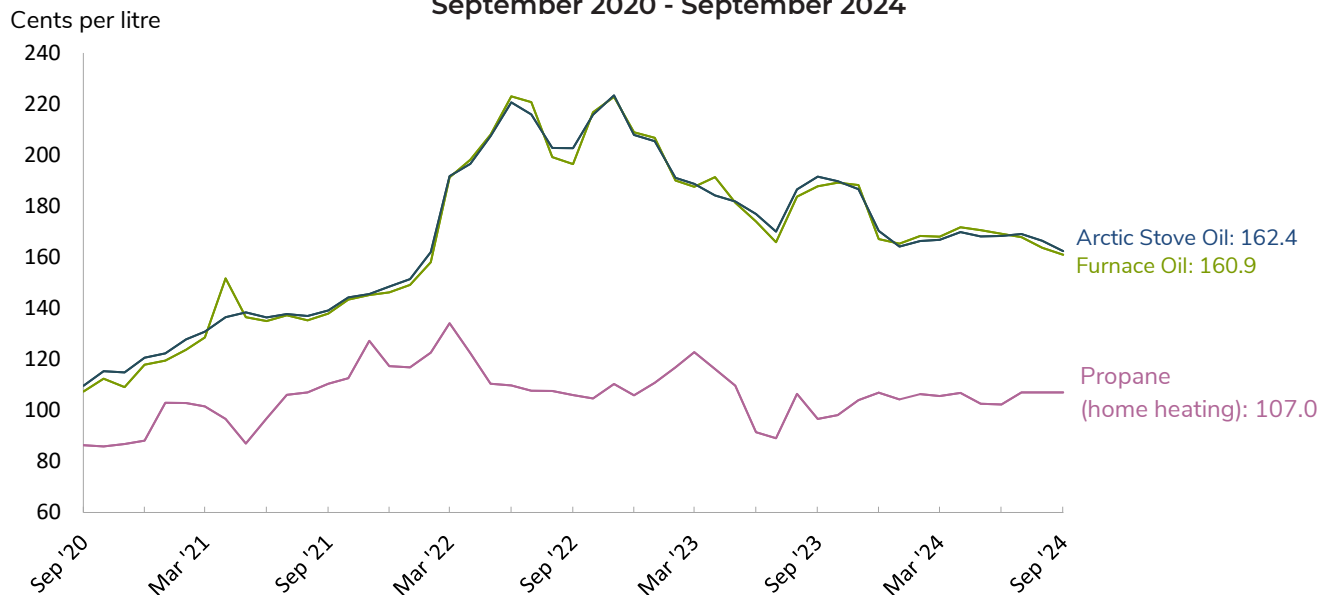
Notes to readers:

- All prices are Canadian cents per litre, including all applicable taxes.
- ... indicates this information was not available for the reporting period.
- ... indicates not applicable, or this service was not available in this community at this time.

Comparing September 2024 to September 2023:

- **Furnace oil** prices decreased in all Yukon communities — the largest percentage decrease was in Ross River (17.9%);
- **Arctic stove** oil prices decreased in all Yukon communities — the largest percentage decrease was in Whitehorse (15.2%); and
- **Propane** (home heating) prices increased in all Yukon communities where data were available, except Carmacks — the largest percentage increase was in Whitehorse (10.7%)

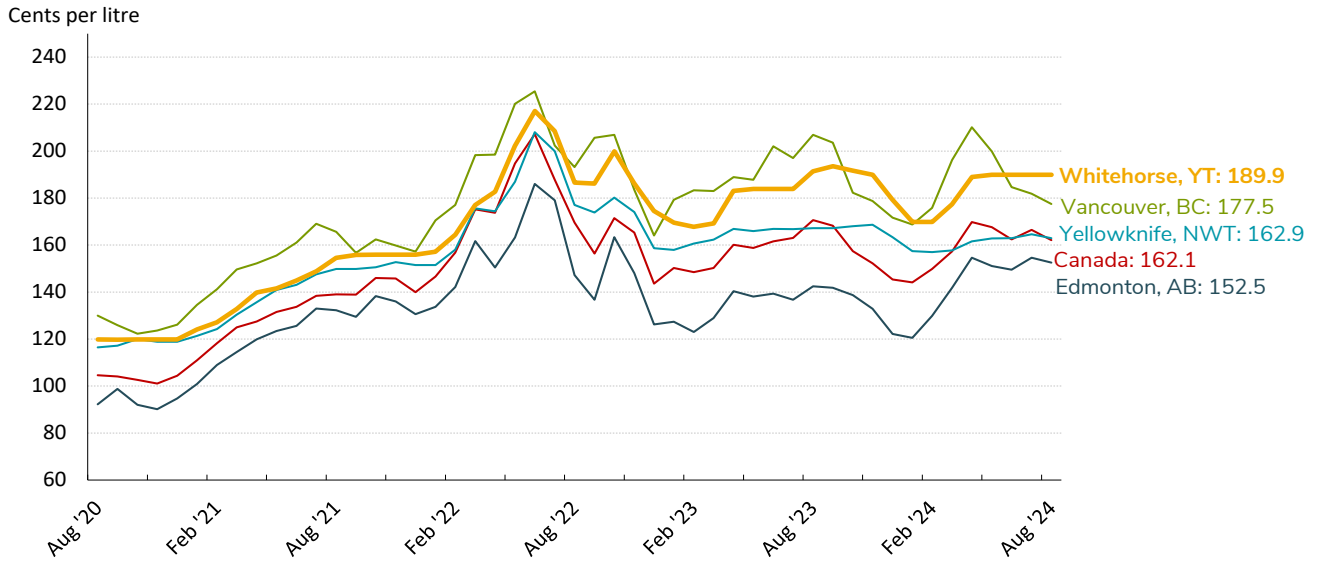
**Average Residential Bi-weekly Heating Fuel Prices, Whitehorse
September 2020 - September 2024**



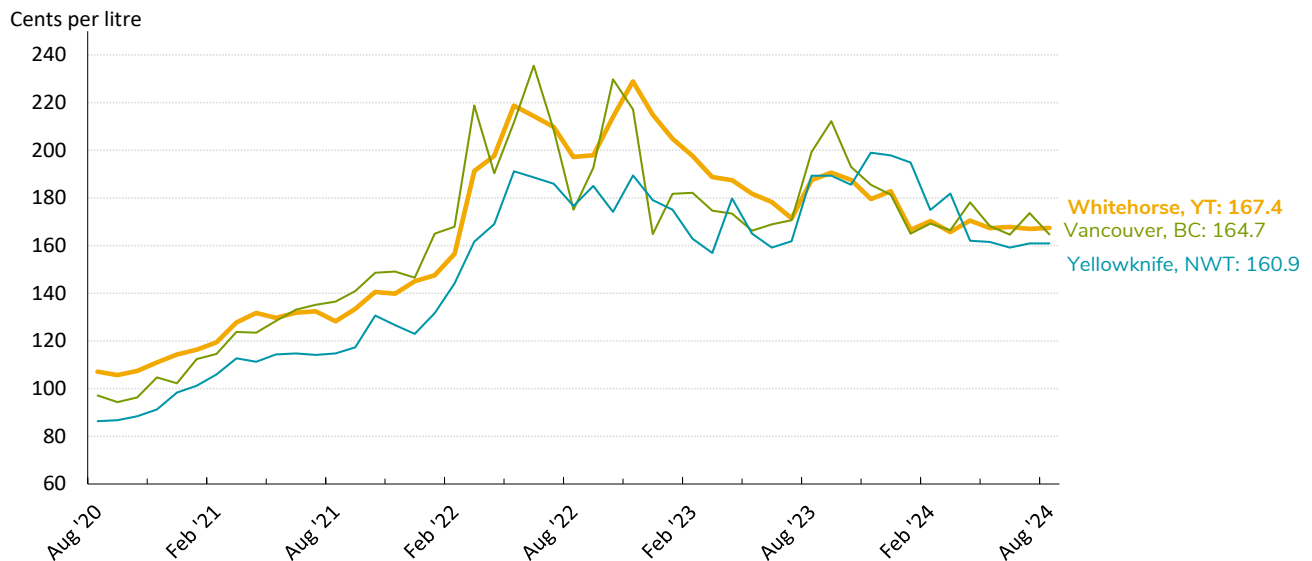
Monthly Average Retail Prices for Gasoline and Fuel Oil - by geography

The data in the following charts are sourced from Statistics Canada's data tables (Table: 18-10-0001-01).

Monthly Average Gasoline Prices, August 2020 to August 2024



Monthly Average Heating Fuel Oil Prices, August 2020 to August 2024



Source: Statistics Canada. Table 18-10-0001-01 (accessed: 2024-09-20).

Looking for detailed data?

Detailed and downloadable fuel price data is available by Yukon community on the Community Statistics website.

[View detailed fuel data](#)

Next release: November 4, 2024