



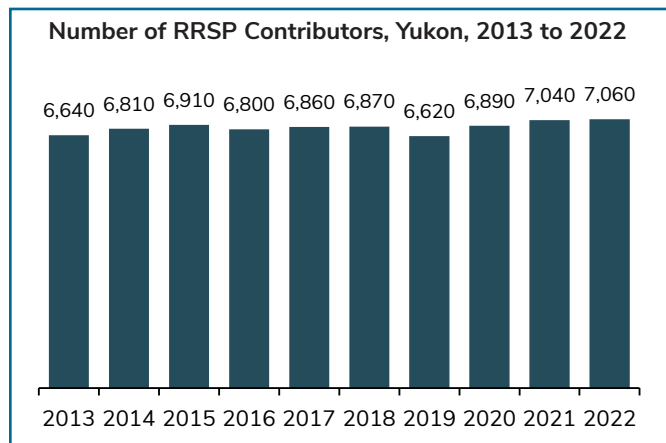
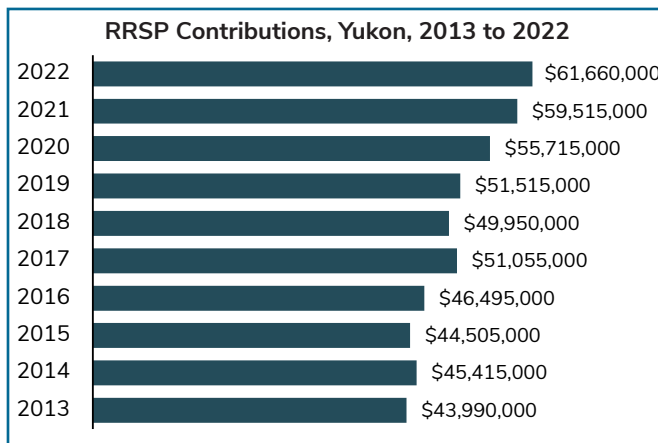
Yukon RRSP Contributions 2022

Highlights:

- In 2022, 24.2% of all Yukon taxfilers contributed a total of \$61.7 million to a Registered Retirement Savings Plan (RRSP), an increase of \$2.1 million, or 3.6%, compared to 2021 (\$59.5 million).
- Yukon's median RRSP contribution amount was \$4,120; the median for males was \$5,000 and for females, \$3,590.

Total Contributions and Number of RRSP Contributors, Yukon, 2022

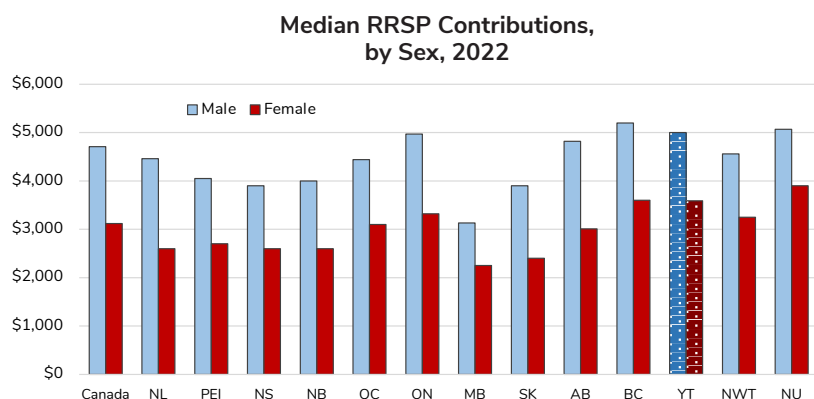
- Yukon's taxfilers contributed \$61.7 million to RRSPs in 2022, an increase of \$2.1 million, or 3.6%, from the 2021 total of \$59.5 million.
- Nationally, Canadian taxfilers contributed \$54.2 billion to RRSPs in 2022, a decrease of \$1.9 billion, or 3.4%, from the 2021 total of \$56.1 billion.



- The number of Yukon residents contributing to RRSPs increased, from 7,040 in 2021 to 7,060 in 2022, an increase of 20 people, or 0.3%.
- The number of Canadians contributing to RRSPs decreased 0.5%, from 6,297,570 in 2021 to 6,268,950 in 2022.
- In 2022, 24.2% of Yukon taxfilers contributed to an RRSP — the second-highest proportion of taxfilers in the country following Quebec (26.1%).

Median RRSP Contributions, Canada, Provinces and Territories, 2022

- Yukon's median RRSP contribution was \$4,120 in 2022 (\$5,000 for males; \$3,590 for females), an increase of \$120, or 3.0%, from 2021.
- Yukon ranked the third highest in median RRSP contributions (\$4,120). Nunavut had the highest median at \$4,560. Nationally, the median RRSP contribution in 2022 was \$3,910 (\$4,710 for males; \$3,120 for females), was up \$20, or 0.5%, compared to 2021.



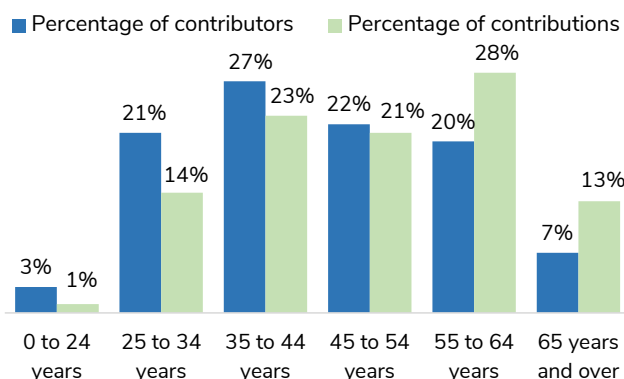
Characteristics of Contributions and Contributors, Canada, Provinces and Territories, 2022

	Total contributors (no.)	Male	Female	Contributors as a % of All Taxfilers	Average Age ¹ (years)	Median Employment Income ¹ (\$)	Total RRSP Contributions \$	Median Contributions		
								Total	Male	Female
Canada	6,268,950	53	47	21.7%	46	75,570	54,217,110	3,910	4,710	3,120
Newfoundland and Labrador	61,160	57	43	14.5%	47	77,670	515,855	3,540	4,460	2,600
Prince Edward Island	21,670	53	47	17.1%	47	63,050	166,385	3,400	4,050	2,700
Nova Scotia	128,310	53	47	16.6%	47	68,560	964,220	3,180	3,900	2,600
New Brunswick	97,940	56	44	15.6%	47	67,520	750,875	3,250	4,000	2,600
Quebec	1,752,470	52	48	26.1%	46	70,220	14,875,770	3,830	4,440	3,100
Ontario	2,286,110	53	47	20.5%	46	78,990	20,556,555	4,050	4,970	3,320
Manitoba	189,730	54	46	19.0%	46	67,500	1,274,185	2,600	3,130	2,250
Saskatchewan	167,950	55	45	19.9%	46	75,170	1,176,500	3,000	3,900	2,400
Alberta	736,620	54	46	22.9%	45	83,040	6,269,380	3,900	4,820	3,010
British Columbia	812,010	53	47	20.4%	46	77,720	7,542,300	4,500	5,200	3,600
Yukon	7,060	48	52	24.2%	45	86,120	61,660	4,120	5,000	3,590
Northwest Territories	6,020	50	50	20.7%	45	108,580	47,255	3,900	4,560	3,250
Nunavut	1,890	51	49	9.3%	44	131,280	16,180	4,560	5,070	3,900

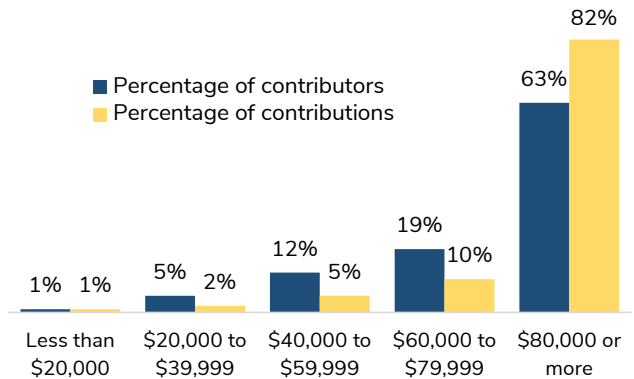
¹ of RRSP Contributors

- Women in Yukon represented 51% of taxfilers in 2022 — they accounted for 52% of total RRSP contributors and 45% of total contributions.
- In the last 22 years for which data are available, Yukon was the only jurisdiction where the proportion of female contributors was higher than the proportion of male contributors.
- In 2022, among all provinces and territories, the proportion of the total contributions by female contributors was highest in Yukon and the Northwest Territories at 45%.
- The median RRSP contribution in 2022 was higher for men than for women in all provinces and territories — the largest gap was in Newfoundland and Labrador (\$1,860) and the smallest was in Manitoba (\$880).
- The average age of Canadian RRSP contributors in 2022 was 45 years, one year less than the national average (46 years).
- Yukon's median employment income for RRSP contributors in 2022 was the third highest in the country at \$86,120, an increase of \$1,840 or 2.2%, from the 2021 figure of \$84,280. Nationally, the median employment income for RRSP contributors increased \$4,360, or 6.1%, from \$71,210 in 2021 to \$75,570 in 2022.

RRSP Contributors and Contributions, by Age, Yukon, 2022



RRSP Contributors and Contributions, by Income, Yukon, 2022



Source: Statistics Canada. Table 11-10-0044-01. Data in this table are based on a preliminary version of the T1 Family File produced 9 months after the reference year.

Note: Statistics on changes in amounts between years do not take inflation into account, which was 6.8% in 2022 based on the annual Consumer Price Index (available on table 18-10-0005-01). Changes smaller than +6.8% would represent a decrease in constant dollars.

March 2024