



Yukon Fuel Price Survey April 2020

Retail Motor Fuel Prices in Yukon

Average Prices as of April 22, 2020

	Self-serve			% Change Apr 24, 2019 to Apr 22, 2020		
	regular	premium	diesel	regular	premium	diesel
Whitehorse	95.2	105.2	119.5	-30.8%	-28.8%	-15.2%
Beaver Creek	138.0	159.0	154.0	-11.5%	-6.4%	-9.4%
Burwash Landing	n/a	n/a	n/a	n/a	n/a	n/a
Carcross	105.9	-	129.9	-28.4%	-	-16.1%
Carmacks	99.9	114.9	123.9	-33.6%	-28.4%	-15.7%
Dawson City	119.9	119.9	144.9	-20.7%	-29.4%	-6.5%
Destruction Bay	n/a	n/a	n/a	n/a	n/a	n/a
Eagle Plains	170.0	-	145.0	3.0%	-	-9.4%
Faro	109.9	-	130.9	-26.2%	-	-14.4%
Haines Junction	107.4	107.9	131.2	-23.9%	-28.5%	-10.1%
Jake's Corner	95.9	n/a	n/a	-30.5%	n/a	n/a
Mayo	n/a	-	n/a	n/a	-	n/a
Pelly Crossing	100.0	140.9	95.0	-32.4%	-8.4%	-33.5%
Ross River	118.9	-	124.9	-19.6%	-	-18.8%
Stewart Crossing	n/a	n/a	n/a	n/a	n/a	n/a
Teslin	109.9	119.9	129.9	-22.6%	-21.1%	-12.8%
Watson Lake	97.9	108.0	114.0	-28.3%	-27.5%	-19.8%

As of April 22, 2020, average **regular self-serve** gasoline prices ranged from 95.2¢ per litre in Whitehorse to 170.0¢ per litre in Eagle Plains; a difference of 74.8¢. In communities offering **premium self-serve** gasoline, prices ranged from 105.2¢ in Whitehorse to 159.0¢ in Beaver Creek; a difference of 53.8¢. **Diesel self-serve** prices ranged from 114.0¢ in Watson Lake to 154.0¢ in Beaver Creek; a difference of 40.0¢ per litre.

Comparing April 22, 2020 to April 24, 2019, **regular self-serve** gasoline prices decreased in all Yukon communities except for Eagle Plains. **Diesel self-serve** prices decreased in all Yukon communities.

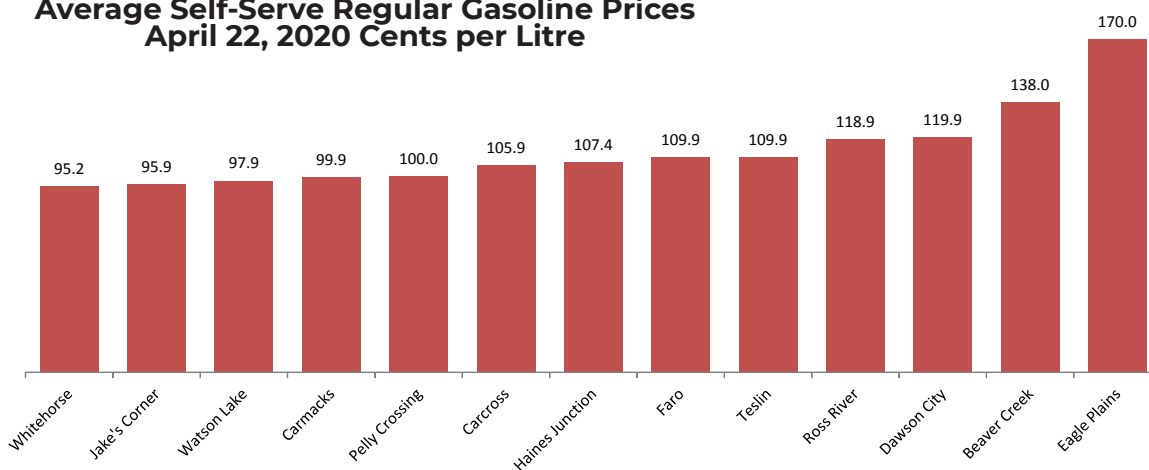
	Full-serve				% Change Apr 24, 2019 to Apr 22, 2020			
	regular	premium	diesel	propane	regular	premium	diesel	propane
Whitehorse	95.9	105.9	112.9	102.2	-30.5%	-29.4%	-19.9%	1.3%
Dawson City	-	-	-	n/a	-	-	-	n/a
Destruction Bay	-	-	-	n/a	-	-	-	n/a
Eagle Plains	-	-	-	144.0	-	-	-	2.9%
Teslin	-	-	-	110.0	-	-	-	0.0%
Watson Lake	-	-	-	112.9	-	-	-	3.6%

In communities offering **full-serve propane** fuel services, prices ranged from 102.2¢ per litre in Whitehorse to 144.0¢ per litre in Eagle Plains; a difference of 41.8¢. Year-over-year, prices of full-serve propane increased in Whitehorse, Eagle Plains and Watson Lake; remained the same in Teslin; and were unavailable for Dawson City and Destruction Bay.

Notes:

All prices are Canadian cents per litre, including all applicable taxes.
 "n/a" indicates this information was not available for the reporting period.
 "-" Indicates this service was not available in this community at this time.

Average Self-Serve Regular Gasoline Prices April 22, 2020 Cents per Litre



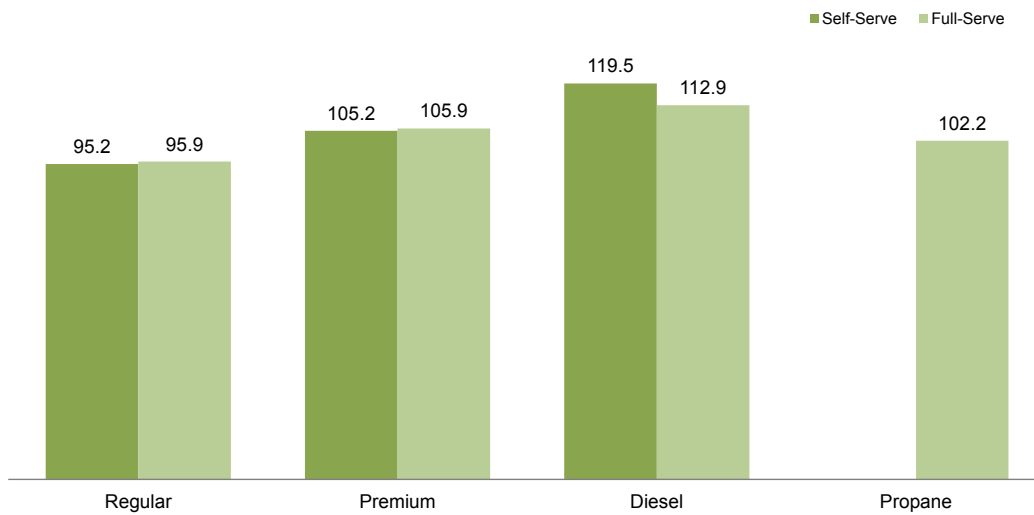
The prices for Burwash Landing, Destruction Bay, Mayo and Stewart Crossing were unavailable.

Retail Motor Fuel Prices — Whitehorse

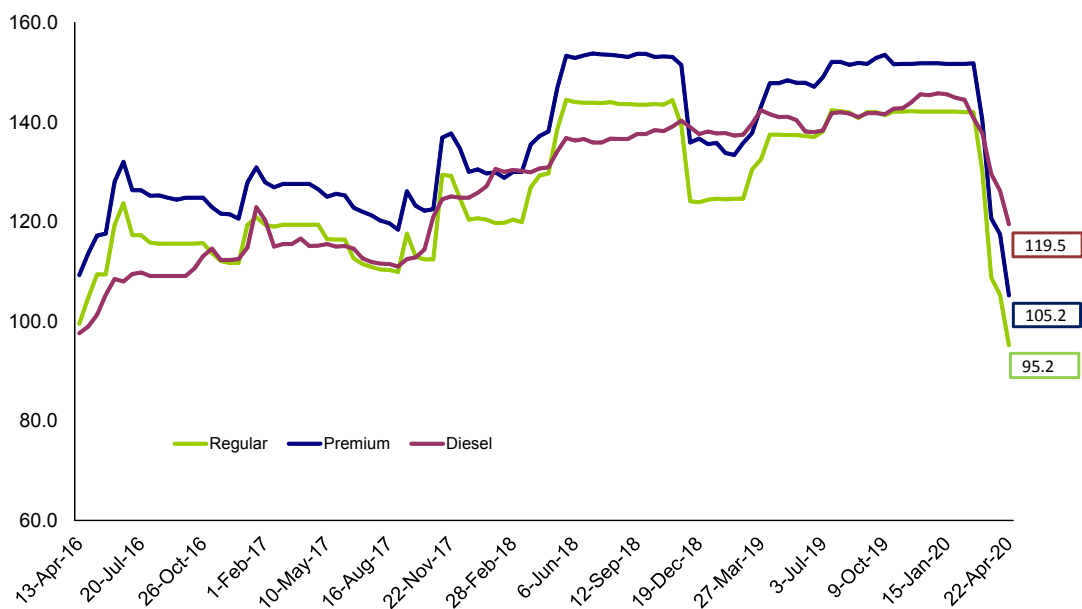
	Self-serve			Full-serve			
	regular	premium	diesel	regular	premium	diesel	propane
22-Apr-20	95.2	105.2	119.5	95.9	105.9	112.9	102.2
8-Apr-20	105.3	117.5	126.2	105.9	126.4	133.4	102.2
25-Mar-20	108.8	120.7	129.6	110.6	126.4	136.9	103.2
11-Mar-20	130.2	140.4	137.8	129.6	144.6	139.9	103.3
26-Feb-20	142.0	151.8	140.8	142.6	153.2	142.2	106.9
12-Feb-20	142.0	151.7	144.5	142.6	153.2	145.2	106.6
29-Jan-20	142.1	151.7	144.9	142.6	153.2	145.2	106.6
15-Jan-20	142.1	151.7	145.6	142.6	153.2	145.2	106.9
2-Jan-20	142.1	151.8	145.8	142.6	153.2	146.6	106.9
18-Dec-19	142.1	151.8	145.4	142.9	153.6	146.9	106.2
4-Dec-19	142.1	151.8	145.6	142.9	153.6	146.9	106.2
20-Nov-19	142.2	151.7	144.0	142.9	153.4	144.9	105.9
6-Nov-19	142.1	151.7	142.8	142.9	153.4	142.2	103.9
23-Oct-19	142.1	151.6	142.7	142.9	153.4	142.2	102.9
9-Oct-19	141.4	153.5	141.6	142.9	153.6	142.2	102.9
25-Sep-19	142.0	152.9	141.8	142.9	153.9	143.9	101.2
11-Sep-19	142.0	151.7	141.8	142.9	153.4	142.2	100.4
28-Aug-19	140.8	151.9	141.0	142.9	153.9	142.9	100.9
14-Aug-19	141.9	151.5	141.7	142.9	153.9	142.9	101.1
31-Jul-19	142.2	152.1	142.0	142.9	153.4	142.2	101.1
17-Jul-19	142.4	152.1	141.8	142.9	153.4	140.6	101.1
3-Jul-19	138.1	149.0	138.3	139.6	151.8	138.9	101.1
19-Jun-19	137.0	147.1	138.0	136.6	148.8	138.2	100.3
5-Jun-19	137.2	147.9	138.1	137.9	150.1	139.6	101.0
21-May-19	137.4	147.9	140.4	137.9	150.1	140.9	101.0
8-May-19	137.4	148.4	141.1	137.9	150.1	140.9	101.9
24-Apr-19	137.5	147.8	141.0	137.9	149.9	140.9	100.9
10-Apr-19	137.5	147.8	141.6	137.9	149.9	141.9	100.9
Mar '19	131.5	140.5	141.1	132.9	143.6	142.4	100.1
Feb '19	124.6	134.6	137.4	124.9	136.3	138.5	99.3
Jan '19	124.5	135.1	137.9	124.9	137.4	138.9	99.9
Dec '18	124.0	136.3	138.3	124.3	139.6	138.1	102.4
Nov '18	141.9	152.3	139.7	142.4	152.1	138.8	102.4
Oct '18	143.6	153.2	138.3	143.9	152.9	136.9	101.1
Sep '18	143.5	153.7	137.6	144.9	152.9	137.9	100.4
Aug '18	143.7	153.3	136.6	144.9	152.9	137.9	100.2
Jul '18	143.9	153.7	135.9	144.9	152.4	136.6	99.7
Jun '18	144.0	153.2	136.5	144.9	153.9	137.1	102.6
May '18	141.6	150.1	135.5	142.4	150.3	135.6	100.7
Apr '18	129.5	137.7	130.8	129.9	137.9	130.9	100.4
Mar '18	123.4	132.8	130.1	123.9	133.4	130.9	101.8
Feb '18	120.1	129.4	130.2	120.9	129.9	131.4	102.2
Jan '18	120.3	130.0	127.8	120.6	131.7	127.9	103.6
Dec '17	122.6	132.4	124.8	124.1	133.6	126.2	102.3
Nov '17	129.3	137.3	124.8	129.8	137.8	122.9	101.6
Oct '17	112.4	122.4	117.7	112.9	124.2	116.2	100.2
Sep '17	115.3	124.7	112.7	116.4	126.4	114.0	98.5
Aug '17	110.2	119.4	111.4	109.8	120.8	112.1	97.0
Jul '17	111.2	121.7	112.3	111.3	123.7	113.1	97.9
Jun '17	114.5	124.1	114.9	115.1	125.1	115.1	98.2
May '17	116.5	125.3	115.3	116.9	126.2	114.9	93.6
Apr '17	118.6	127.1	115.2	118.9	126.4	114.9	92.9

Retail Motor Fuel Prices — Whitehorse

Average Fuel Prices, as of April 22, 2020
(cents per litre)



Average Self-Serve Bi-weekly Fuel Prices,
April 2016 - April 2020
(cents per litre)



Retail Motor Fuel Prices - Beaver Creek & Burwash Landing

	Beaver Creek Self-serve		
	regular	premium	diesel
22-Apr-20	138.0	159.0	154.0
8-Apr-20	138.9	169.9	154.9
25-Mar-20	148.9	169.9	164.9
11-Mar-20	158.9	169.9	174.9
26-Feb-20	158.9	169.9	174.9
12-Feb-20	158.9	169.9	174.9
29-Jan-20	158.9	169.9	174.9
15-Jan-20	158.9	169.9	174.9
2-Jan-20	158.9	169.9	174.9

18-Dec-19	158.9	169.9	174.9
4-Dec-19	158.9	169.9	174.9
20-Nov-19	157.9	169.9	165.9
6-Nov-19	157.9	169.9	165.9
23-Oct-19	157.2	169.9	162.6
9-Oct-19	157.0	169.0	165.0
25-Sep-19	156.9	160.0	160.6
11-Sep-19	157.2	169.9	160.9
28-Aug-19	157.2	169.9	160.9
14-Aug-19	157.2	169.9	160.9
31-Jul-19	157.2	169.9	160.9
17-Jul-19	157.2	169.9	160.9
3-Jul-19	157.2	169.9	160.9
19-Jun-19	157.2	162.9	158.6
5-Jun-19	157.2	169.9	160.9
21-May-19	158.9	169.9	169.9
8-May-19	158.9	169.9	169.9
24-Apr-19	155.9	169.9	169.9
10-Apr-19	153.9	169.9	169.9

Mar '19	149.9	169.9	169.9
Feb '19	147.4	169.9	169.9
Jan '19	149.9	166.6	166.6

Dec '18	154.9	169.9	169.9
Nov '18	159.9	169.9	164.9
Oct '18	158.8	169.9	157.8
Sep '18	158.0	169.9	157.0
Aug '18	157.6	169.9	150.9
Jul '18	157.6	169.9	148.6
Jun '18	158.9	169.9	148.6
May '18	151.1	159.9	147.6
Apr '18	144.9	159.9	159.9
Mar '18	144.9	159.9	159.9
Feb '18	144.9	159.9	159.9
Jan '18	144.9	159.9	159.9

Dec '17	141.2	159.9	153.7
Nov '17	137.4	159.9	144.9
Oct '17	137.2	159.9	142.3
Sep '17	136.9	159.9	139.6
Aug '17	138.8	159.9	139.5
Jul '17	133.6	159.9	137.9
Jun '17	133.5	159.9	137.5
May '17	130.5	159.9	137.6
Apr '17	138.3	159.9	143.3

	Burwash Landing Self-serve		
	regular	premium	diesel
22-Apr-20	n/a	n/a	n/a
8-Apr-20	n/a	n/a	n/a
25-Mar-20	n/a	n/a	n/a
11-Mar-20	142.9	152.9	142.9
26-Feb-20	142.9	n/a	n/a
12-Feb-20	n/a	n/a	n/a
29-Jan-20	142.9	152.9	142.9
15-Jan-20	142.9	152.9	142.9
2-Jan-20	n/a	n/a	n/a

18-Dec-19	n/a	n/a	n/a
4-Dec-19	142.9	152.9	142.9
20-Nov-19	n/a	n/a	n/a
6-Nov-19	142.9	152.9	142.9
23-Oct-19	142.9	152.9	142.9
9-Oct-19	142.9	152.9	142.9
25-Sep-19	142.9	152.9	142.9
11-Sep-19	142.9	152.9	142.9
28-Aug-19	142.9	152.9	142.9
14-Aug-19	142.9	152.9	142.9
31-Jul-19	n/a	n/a	n/a
17-Jul-19	142.9	152.9	142.9
3-Jul-19	137.9	147.9	139.9
19-Jun-19	132.9	142.9	139.9
5-Jun-19	132.9	142.9	139.9
21-May-19	132.9	142.9	139.9
8-May-19	n/a	n/a	n/a
24-Apr-19	n/a	n/a	n/a
10-Apr-19	n/a	n/a	n/a

Mar '19	126.0	136.0	138.9
Feb '19	126.0	136.0	138.9
Jan '19	133.5	144.5	138.9

Dec '18	140.9	152.9	138.9
Nov '18	147.9	157.9	138.4
Oct '18	147.9	157.9	138.9
Sep '18	n/a	n/a	n/a
Aug '18	145.9	155.9	138.2
Jul '18	144.9	154.9	137.9
Jun '18	144.9	154.9	137.9
May '18	137.4	147.4	131.9
Apr '18	129.9	139.9	135.9
Mar '18	127.9	137.9	131.9
Feb '18	129.9	139.9	127.9
Jan '18	129.9	139.9	127.9

Dec '17	129.9	139.9	127.9
Nov '17	129.9	139.9	127.9
Oct '17	120.9	130.9	118.9
Sep '17	120.9	130.9	118.9
Aug '17	120.9	130.9	118.9
Jul '17	120.9	130.9	118.9
Jun '17	120.9	130.9	118.9
May '17	120.9	130.9	118.9
Apr '17	125.9	135.9	118.9

Retail Motor Fuel Prices — Carcross & Carmacks

	Carcross Self-serve				Carmacks Self-serve		
	regular	premium	diesel		regular	premium	diesel
22-Apr-20	105.9	-	129.9	22-Apr-20	99.9	114.9	123.9
8-Apr-20	119.9	-	129.9	8-Apr-20	119.9	129.9	129.9
25-Mar-20	144.9	-	149.9	25-Mar-20	129.9	139.9	139.9
11-Mar-20	152.9	-	157.9	11-Mar-20	146.4	156.4	159.9
26-Feb-20	152.9	-	157.9	26-Feb-20	152.9	162.9	159.9
12-Feb-20	152.9	-	157.9	12-Feb-20	152.9	162.9	159.9
29-Jan-20	152.9	-	157.9	29-Jan-20	152.9	162.9	167.9
15-Jan-20	152.9	-	157.9	15-Jan-20	152.9	162.9	167.9
2-Jan-20	152.9	-	157.9	2-Jan-20	152.9	162.9	161.9
18-Dec-19	152.9	-	157.9	18-Dec-19	152.9	162.9	155.9
4-Dec-19	152.9	-	157.9	4-Dec-19	152.9	162.9	155.9
20-Nov-19	152.9	-	157.9	20-Nov-19	152.9	162.9	155.9
6-Nov-19	152.9	-	157.9	6-Nov-19	152.9	162.9	155.9
23-Oct-19	149.9	-	154.9	23-Oct-19	152.9	162.9	155.9
9-Oct-19	149.9	-	154.9	9-Oct-19	152.9	162.9	155.9
25-Sep-19	149.9	-	154.9	25-Sep-19	152.9	162.9	155.9
11-Sep-19	149.9	-	154.9	11-Sep-19	152.9	162.9	155.9
28-Aug-19	149.9	-	154.9	28-Aug-19	152.9	162.9	155.9
14-Aug-19	149.9	-	154.9	14-Aug-19	152.9	162.9	155.9
31-Jul-19	149.9	-	154.9	31-Jul-19	152.9	162.9	155.9
17-Jul-19	149.9	-	154.9	17-Jul-19	152.9	162.9	155.9
3-Jul-19	149.9	-	154.9	3-Jul-19	152.9	162.9	155.9
19-Jun-19	147.9	-	154.9	19-Jun-19	152.9	160.4	154.9
5-Jun-19	147.9	-	154.9	5-Jun-19	152.9	160.4	154.9
21-May-19	147.9	-	154.9	21-May-19	152.9	160.4	154.9
8-May-19	147.9	-	154.9	8-May-19	152.9	160.4	154.9
24-Apr-19	147.9	-	154.9	24-Apr-19	150.4	160.4	146.9
10-Apr-19	147.9	-	154.9	10-Apr-19	143.9	153.9	156.9
Mar '19	139.9	-	149.9	Mar '19	134.9	144.9	146.9
Feb '19	134.9	-	149.9	Feb '19	129.9	139.9	142.4
Jan '19	134.9	-	149.9	Jan '19	129.9	139.9	144.6
Dec '18	134.9	-	149.9	Dec '18	133.4	146.7	152.2
Nov '18	152.4	-	154.9	Nov '18	149.9	162.4	155.9
Oct '18	154.9	-	154.9	Oct '18	154.9	164.9	152.4
Sep '18	154.9	-	154.9	Sep '18	154.9	163.7	153.4
Aug '18	154.9	-	154.9	Aug '18	158.2	166.6	151.4
Jul '18	154.9	-	154.9	Jul '18	157.4	162.4	149.7
Jun '18	154.9	-	152.4	Jun '18	153.7	157.4	147.9
May '18	149.9	-	149.9	May '18	149.9	154.4	146.4
Apr '18	138.9	-	144.9	Apr '18	139.9	152.2	141.4
Mar '18	132.9	-	141.9	Mar '18	130.9	145.4	140.4
Feb '18	131.4	-	142.4	Feb '18	130.9	145.4	140.4
Jan '18	129.9	-	137.3	Jan '18	133.9	146.9	139.7
Dec '17	137.5	-	143.5	Dec '17	139.9	149.9	137.9
Nov '17	136.5	-	136.5	Nov '17	132.4	142.4	134.4
Oct '17	124.0	-	125.0	Oct '17	124.9	137.2	129.9
Sep '17	126.5	-	127.5	Sep '17	129.9	138.2	128.9
Aug '17	122.0	-	122.0	Aug '17	119.9	130.9	124.1
Jul '17	124.4	-	124.4	Jul '17	119.9	128.7	121.2
Jun '17	128.4	-	126.9	Jun '17	124.9	134.9	127.4
May '17	129.9	-	129.9	May '17	124.9	132.4	127.4
Apr '17	129.9	-	129.9	Apr '17	124.9	135.9	127.4

Retail Motor Fuel Prices — Dawson City & Destruction Bay

	Dawson City Self-serve			Full-serve propane
	regular	premium	diesel	
22-Apr-20	119.9	119.9	144.9	n/a
8-Apr-20	115.9	122.9	144.5	n/a
25-Mar-20	138.6	141.9	144.8	n/a
11-Mar-20	148.2	152.6	150.8	n/a
26-Feb-20	148.8	155.8	159.8	n/a
12-Feb-20	150.9	156.8	155.8	n/a
29-Jan-20	149.8	156.8	168.5	n/a
15-Jan-20	152.8	159.8	170.5	n/a
2-Jan-20	149.5	158.6	155.8	n/a

18-Dec-19	152.6	164.3	157.8	135.0
4-Dec-19	152.8	164.7	158.9	135.0
20-Nov-19	157.2	164.7	165.2	135.0
6-Nov-19	152.8	164.7	155.8	135.0
23-Oct-19	157.9	163.9	157.9	135.0
9-Oct-19	150.1	164.9	149.4	135.0
25-Sep-19	158.9	164.9	155.8	135.0
11-Sep-19	158.9	164.9	155.8	135.0
28-Aug-19	149.4	164.9	148.9	135.0
14-Aug-19	160.9	168.4	155.2	135.0
31-Jul-19	153.9	168.4	151.0	135.0
17-Jul-19	159.9	167.4	160.2	135.0
3-Jul-19	151.0	166.1	150.8	135.0
19-Jun-19	158.3	164.8	158.4	135.0
5-Jun-19	152.7	169.4	154.1	135.0
21-May-19	161.4	168.4	164.4	135.0
8-May-19	153.4	168.4	157.4	135.0
24-Apr-19	151.2	169.9	154.9	n/a
10-Apr-19	150.2	166.8	156.9	n/a

Mar '19	141.4	158.2	154.3	n/a
Feb '19	138.3	153.4	150.2	n/a
Jan '19	136.1	151.8	148.1	n/a

Dec '18	139.0	169.5	151.0	n/a
Nov '18	155.4	173.0	154.2	135.0
Oct '18	154.6	172.0	151.8	135.0
Sep '18	154.6	172.0	151.2	135.0
Aug '18	154.6	171.4	150.6	135.0
Jul '18	154.6	172.0	150.5	135.0
Jun '18	154.6	172.0	150.3	135.0
May '18	153.3	163.4	149.7	135.0
Apr '18	142.6	152.7	142.2	135.0
Mar '18	130.7	149.5	138.8	n/a
Feb '18	133.6	148.2	139.9	135.0
Jan '18	130.9	146.5	134.8	135.0

Dec '17	134.0	151.1	135.0	135.0
Nov '17	140.9	148.7	145.8	135.0
Oct '17	134.7	143.2	136.3	135.0
Sep '17	136.2	144.7	135.9	135.0
Aug '17	129.7	136.5	131.7	135.0
Jul '17	131.0	138.2	134.2	135.0
Jun '17	134.2	140.2	134.9	135.0
May '17	135.7	141.7	137.8	135.0
Apr '17	135.7	141.7	137.8	135.0

	Destruction Bay Self-serve			Full-serve propane
	regular	premium	diesel	
22-Apr-20	n/a	n/a	n/a	n/a
8-Apr-20	n/a	n/a	n/a	n/a
25-Mar-20	n/a	n/a	n/a	n/a
11-Mar-20	142.9	158.9	150.9	136.9
26-Feb-20	n/a	n/a	n/a	n/a
12-Feb-20	142.9	158.9	149.9	136.9
29-Jan-20	142.9	158.9	155.9	136.9
15-Jan-20	142.9	158.9	157.9	136.9
2-Jan-20	n/a	n/a	n/a	n/a

18-Dec-19	143.9	159.9	162.9	136.9
4-Dec-19	n/a	n/a	n/a	n/a
20-Nov-19	141.9	157.9	156.9	136.9
6-Nov-19	n/a	n/a	n/a	n/a
23-Oct-19	n/a	n/a	n/a	n/a
9-Oct-19	141.9	157.9	152.9	136.9
25-Sep-19	144.9	158.9	147.9	136.9
11-Sep-19	139.9	153.9	139.9	136.9
28-Aug-19	138.9	152.9	140.9	138.9
14-Aug-19	142.9	156.9	142.9	136.9
31-Jul-19	144.9	158.9	144.9	136.9
17-Jul-19	148.9	162.9	142.9	136.9
3-Jul-19	143.9	156.9	140.9	136.9
19-Jun-19	n/a	n/a	n/a	n/a
5-Jun-19	149.9	162.9	147.9	136.9
21-May-19	150.9	163.9	149.9	136.9
8-May-19	n/a	n/a	n/a	n/a
24-Apr-19	n/a	n/a	n/a	n/a
10-Apr-19	n/a	n/a	n/a	n/a

Mar '19	140.9	153.9	149.9	136.9
Feb '19	130.9	143.9	144.9	136.9
Jan '19	133.6	146.6	148.6	136.9

Dec '18	142.9	155.9	156.9	138.5
Nov '18	145.9	158.9	154.4	140.0
Oct '18	153.4	166.4	157.4	138.5
Sep '18	155.9	168.9	150.9	136.9
Aug '18	153.2	166.2	148.9	136.9
Jul '18	154.4	167.4	149.9	136.9
Jun '18	155.4	163.4	153.9	136.9
May '18	154.4	166.9	149.9	140.0
Apr '18	150.4	160.4	145.4	135.0
Mar '18	139.4	152.4	144.9	126.9
Feb '18	135.9	148.9	146.9	126.9
Jan '18	135.2	148.6	147.9	126.9

Dec '17	132.9	145.9	144.4	126.9
Nov '17	137.4	150.4	143.4	126.9
Oct '17	129.9	142.9	137.9	126.9
Sep '17	128.9	141.9	127.9	126.9
Aug '17	128.4	140.9	124.4	126.9
Jul '17	123.4	134.9	119.9	126.9
Jun '17	120.9	132.9	122.9	126.9
May '17	127.9	137.9	125.9	128.5
Apr '17	132.9	142.9	128.9	126.9

Retail Motor Fuel Prices — Eagle Plains & Faro

	Eagle Plains Self-Serve			Full-serve propane	Faro Self-Serve		
	regular	premium	diesel		regular	premium	diesel
22-Apr-20	170.0	-	145.0	144.0	109.9	-	130.9
8-Apr-20	170.0	-	145.0	144.0	119.9	-	130.9
25-Mar-20	170.0	-	166.0	144.0	130.9	-	147.9
11-Mar-20	170.0	-	166.0	144.0	140.9	-	147.9
26-Feb-20	170.0	-	166.0	144.0	n/a	-	n/a
12-Feb-20	170.0	-	166.0	144.0	153.9	-	156.9
29-Jan-20	170.0	-	161.0	144.0	154.9	-	157.9
15-Jan-20	170.0	-	161.0	140.0	154.9	-	157.9
2-Jan-20	170.0	-	161.0	144.0	n/a	-	n/a
18-Dec-19	170.0	-	161.0	144.0	154.9	-	157.9
4-Dec-19	170.0	-	161.0	140.0	154.3	-	157.3
20-Nov-19	170.0	-	161.0	140.0	154.3	-	157.3
6-Nov-19	170.0	-	166.0	144.0	154.3	-	157.3
23-Oct-19	170.0	-	161.0	144.0	154.3	-	157.3
9-Oct-19	170.0	-	161.0	144.0	154.3	-	157.3
25-Sep-19	170.0	-	161.0	144.0	154.3	-	157.3
11-Sep-19	170.0	-	161.0	144.0	154.3	-	157.3
28-Aug-19	170.0	-	166.0	144.0	154.3	-	157.3
14-Aug-19	170.0	-	161.0	144.0	n/a	-	n/a
31-Jul-19	170.0	-	161.0	144.0	n/a	-	n/a
17-Jul-19	170.0	-	161.0	144.0	154.3	-	157.3
3-Jul-19	170.0	-	166.0	144.0	154.3	-	157.3
19-Jun-19	165.0	-	160.0	140.0	149.9	-	151.9
5-Jun-19	165.0	-	160.0	140.0	149.9	-	151.9
21-May-19	165.0	-	160.0	140.0	153.9	-	155.9
8-May-19	165.0	-	160.0	140.0	153.9	-	155.9
24-Apr-19	165.0	-	160.0	140.0	148.9	-	152.9
10-Apr-19	165.0	-	155.0	140.0	144.9	-	148.9
Mar '19	165.0	-	155.0	140.0	135.9	-	147.4
Feb '19	165.0	-	155.0	140.0	130.9	-	145.9
Jan '19	165.0	-	155.0	140.0	130.9	-	145.9
Dec '18	155.0	-	155.0	140.0	138.4	-	152.7
Nov '18	155.0	-	155.0	140.0	154.9	-	142.5
Oct '18	160.0	-	157.5	140.0	154.9	-	142.5
Sep '18	165.0	-	155.0	140.0	154.9	-	142.5
Aug '18	161.7	-	155.0	140.0	158.2	-	147.2
Jul '18	160.0	-	155.0	140.0	154.9	-	152.5
Jun '18	n/a	-	n/a	n/a	153.9	-	153.5
May '18	n/a	-	n/a	n/a	151.9	-	150.5
Apr '18	n/a	-	n/a	n/a	139.9	-	145.5
Mar '18	145.0	-	150.0	140.0	134.5	-	142.9
Feb '18	145.0	-	150.0	140.0	134.7	-	138.9
Jan '18	145.0	-	143.3	140.0	138.0	-	134.8
Dec '17	145.0	-	142.5	140.0	139.9	-	134.5
Nov '17	145.0	-	142.5	140.0	n/a	-	n/a
Oct '17	145.0	-	140.0	140.0	n/a	-	n/a
Sep '17	145.0	-	140.0	140.0	128.2	-	129.9
Aug '17	145.0	-	143.3	140.0	127.9	-	132.9
Jul '17	145.0	-	142.5	140.0	127.0	-	127.0
Jun '17	145.0	-	142.5	140.0	127.9	-	132.9
May '17	145.0	-	145.0	140.0	127.9	-	132.9
Apr '17	145.0	-	140.0	140.0	127.9	-	132.9

Retail Motor Fuel Prices — Haines Junction

	Self-serve			Full-serve
	regular	premium	diesel	propane
22-Apr-20	107.4	107.9	131.2	-
8-Apr-20	114.9	117.6	138.2	-
25-Mar-20	126.6	132.9	144.6	-
11-Mar-20	137.9	143.2	143.9	-
26-Feb-20	147.6	155.9	150.6	-
12-Feb-20	146.9	155.9	150.7	-
29-Jan-20	145.9	155.9	150.9	-
15-Jan-20	147.6	155.9	150.6	n/a
2-Jan-20	147.6	155.9	150.6	n/a
18-Dec-19	147.6	155.9	149.9	n/a
4-Dec-19	147.6	155.9	149.2	n/a
20-Nov-19	147.6	155.9	149.2	n/a
6-Nov-19	147.6	155.9	148.2	n/a
23-Oct-19	147.6	155.9	148.2	n/a
9-Oct-19	146.9	n/a	146.9	n/a
25-Sep-19	147.4	155.9	147.9	n/a
11-Sep-19	147.6	155.9	148.2	n/a
28-Aug-19	147.4	155.9	147.9	n/a
14-Aug-19	147.6	155.9	148.2	n/a
31-Jul-19	147.6	155.9	148.2	n/a
17-Jul-19	147.6	155.9	148.2	n/a
3-Jul-19	144.2	153.4	144.9	n/a
19-Jun-19	142.3	155.4	144.5	n/a
5-Jun-19	142.3	150.9	144.5	n/a
21-May-19	141.2	148.9	145.9	n/a
8-May-19	140.4	150.9	146.4	n/a
24-Apr-19	141.2	150.9	145.9	n/a
10-Apr-19	141.2	150.9	147.9	n/a
Mar '19	133.6	139.2	140.8	n/a
Feb '19	128.9	136.9	139.9	n/a
Jan '19	128.9	136.9	139.9	n/a
Dec '18	136.7	139.9	144.0	n/a
Nov '18	148.2	155.4	148.6	n/a
Oct '18	148.7	157.9	147.0	100.0
Sep '18	146.5	157.9	144.2	100.0
Aug '18	147.5	158.2	146.0	100.0
Jul '18	147.2	157.9	142.6	100.0
Jun '18	147.8	157.9	145.4	100.0
May '18	144.7	155.4	141.8	100.0
Apr '18	132.2	142.9	136.6	100.0
Mar '18	126.7	137.2	136.5	100.0
Feb '18	124.9	133.9	135.9	100.0
Jan '18	124.6	133.9	133.8	100.0
Dec '17	127.2	132.9	133.2	100.0
Nov '17	129.7	146.0	133.6	100.0
Oct '17	117.1	125.9	123.1	100.0
Sep '17	121.7	132.9	119.1	100.0
Aug '17	115.8	124.2	116.3	100.0
Jul '17	116.6	125.2	116.5	100.0
Jun '17	121.4	128.2	119.7	100.0
May '17	121.5	129.0	122.1	100.0
Apr '17	122.7	129.0	122.0	100.0

Retail Motor Fuel Prices — Jake's Corner

	Self-serve			Full-serve
	regular	premium	diesel	propane
22-Apr-20	95.9	n/a	n/a	-
8-Apr-20	105.9	n/a	n/a	-
25-Mar-20	105.9	n/a	n/a	-
11-Mar-20	129.9	n/a	n/a	-
26-Feb-20	142.9	153.9	151.9	-
12-Feb-20	142.9	153.9	151.9	-
29-Jan-20	142.9	153.9	151.9	-
15-Jan-20	142.9	153.9	151.9	-
2-Jan-20	142.9	153.9	151.9	-
18-Dec-19	142.9	153.9	151.9	-
4-Dec-19	142.9	153.9	151.9	-
20-Nov-19	142.9	153.9	151.9	-
6-Nov-19	142.9	153.9	151.9	-
23-Oct-19	144.9	154.9	151.9	-
9-Oct-19	149.9	154.9	151.9	-
25-Sep-19	n/a	n/a	n/a	-
11-Sep-19	149.9	154.9	142.9	-
28-Aug-19	n/a	n/a	n/a	-
14-Aug-19	n/a	n/a	n/a	-
31-Jul-19	142.9	156.0	147.9	-
17-Jul-19	142.9	156.0	147.9	-
3-Jul-19	142.9	156.0	147.9	-
19-Jun-19	137.9	151.0	142.9	-
5-Jun-19	137.9	151.0	142.9	-
21-May-19	137.9	151.0	142.9	-
8-May-19	137.9	151.0	142.9	-
24-Apr-19	137.9	151.0	142.9	-
10-Apr-19	137.9	151.0	145.9	-
Mar '19	132.9	145.0	145.9	-
Feb '19	127.9	137.9	143.0	-
Jan '19	127.9	137.9	143.0	-
Dec '18	127.9	137.9	143.0	n/a
Nov '18	144.9	155.9	141.7	n/a
Oct '18	147.8	155.9	141.4	n/a
Sep '18	147.8	155.9	141.4	n/a
Aug '18	147.8	155.9	137.9	n/a
Jul '18	147.8	155.9	137.9	n/a
Jun '18	147.8	155.9	137.9	n/a
May '18	145.3	151.4	137.9	n/a
Apr '18	132.8	140.9	132.9	n/a
Mar '18	n/a	n/a	n/a	n/a
Feb '18	n/a	n/a	n/a	n/a
Jan '18	n/a	n/a	n/a	n/a
Dec '17	n/a	n/a	n/a	n/a
Nov '17	n/a	n/a	n/a	n/a
Oct '17	n/a	n/a	n/a	n/a
Sep '17	n/a	n/a	n/a	n/a
Aug '17	112.8	126.8	113.8	115.0
Jul '17	112.8	126.8	113.8	107.5
Jun '17	116.8	129.8	116.8	115.0
May '17	118.3	129.8	118.3	107.5
Apr '17	119.8	129.8	124.8	100.0

Retail Motor Fuel Prices — Mayo

	Self-serve			Full-serve	
	regular	premium	diesel	regular	diesel
22-Apr-20	n/a	-	n/a	-	-
8-Apr-20	n/a	-	n/a	-	-
25-Mar-20	142.1	-	143.1	-	-
11-Mar-20	151.1	-	153.1	-	-
26-Feb-20	n/a	-	n/a	-	-
12-Feb-20	153.1	-	153.1	-	-
29-Jan-20	n/a	-	n/a	-	-
15-Jan-20	n/a	-	n/a	-	-
2-Jan-20	149.9	-	147.9	-	-
18-Dec-19	149.9	-	147.9	-	-
4-Dec-19	149.9	-	150.9	-	-
20-Nov-19	n/a	-	n/a	-	-
6-Nov-19	149.9	-	147.9	-	-
23-Oct-19	n/a	-	n/a	-	-
9-Oct-19	142.8	-	140.9	-	-
25-Sep-19	n/a	-	n/a	-	-
11-Sep-19	n/a	-	n/a	-	-
28-Aug-19	141.4	-	144.1	-	-
14-Aug-19	n/a	-	n/a	-	-
31-Jul-19	148.4	-	148.3	-	-
17-Jul-19	n/a	-	n/a	-	-
3-Jul-19	144.0	-	142.9	-	-
19-Jun-19	n/a	-	n/a	-	-
5-Jun-19	144.0	-	145.9	-	-
21-May-19	n/a	-	n/a	-	-
8-May-19	146.9	-	151.9	-	-
24-Apr-19	146.9	-	151.9	-	-
10-Apr-19	146.9	-	154.9	-	-
Mar '19	137.9	-	149.9	-	-
Feb '19	133.9	-	144.9	-	-
Jan '19	132.2	-	143.6	-	-
Dec '18	125.8	-	139.0	-	-
Nov '18	146.9	-	141.4	-	-
Oct '18	143.4	-	134.1	-	-
Sep '18	144.7	-	135.1	-	-
Aug '18	144.7	-	135.1	n/a	n/a
Jul '18	144.7	-	135.1	n/a	n/a
Jun '18	144.7	-	135.1	n/a	n/a
May '18	149.4	-	141.9	n/a	n/a
Apr '18	138.4	-	136.5	n/a	n/a
Mar '18	126.1	-	129.9	n/a	n/a
Feb '18	124.9	-	133.2	n/a	n/a
Jan '18	123.8	-	127.7	n/a	n/a
Dec '17	127.3	-	126.8	n/a	n/a
Nov '17	132.3	-	127.1	n/a	n/a
Oct '17	116.1	-	117.6	n/a	n/a
Sep '17	120.1	-	106.1	n/a	n/a
Aug '17	112.7	-	112.2	122.9	119.6
Jul '17	112.3	-	113.2	125.9	117.4
Jun '17	114.7	-	112.8	128.9	123.9
May '17	119.9	-	114.2	128.9	123.9
Apr '17	119.9	-	114.2	128.9	123.9

* Mayo full-serve station burnt down in early September 2017.

Retail Motor Fuel Prices — Pelly Crossing & Ross River

	Pelly Crossing Self-serve		
	regular	Premium	diesel
22-Apr-20	100.0	140.9	95.0
8-Apr-20	120.9	140.9	115.9
25-Mar-20	140.9	146.9	135.9
11-Mar-20	151.9	157.9	146.9
26-Feb-20	151.9	157.9	146.9
12-Feb-20	151.9	157.9	146.9
29-Jan-20	n/a	n/a	n/a
15-Jan-20	n/a	n/a	n/a
2-Jan-20	151.9	157.9	146.9

18-Dec-19	151.9	157.9	146.9
4-Dec-19	n/a	n/a	n/a
20-Nov-19	151.9	157.9	146.9
6-Nov-19	151.9	157.9	146.9
23-Oct-19	151.9	157.9	146.9
9-Oct-19	151.9	157.9	146.9
25-Sep-19	151.9	157.9	146.9
11-Sep-19	151.9	157.9	146.9
28-Aug-19	151.9	157.9	146.9
14-Aug-19	151.9	157.9	146.9
31-Jul-19	151.9	157.9	146.9
17-Jul-19	151.9	157.9	146.9
3-Jul-19	151.9	157.9	146.9
19-Jun-19	151.9	157.9	146.9
5-Jun-19	151.9	157.9	146.9
21-May-19	151.9	157.9	146.9
8-May-19	151.9	157.9	146.9
24-Apr-19	147.9	153.9	142.9
10-Apr-19	n/a	n/a	n/a

Mar '19	130.9	136.9	125.9
Feb '19	130.9	136.9	125.9
Jan '19	135.1	139.6	127.9

Dec '18	140.9	146.9	135.9
Nov '18	153.9	-	148.9
Oct '18	153.9	159.9	148.9
Sep '18	153.9	159.9	148.9
Aug '18	153.9	159.2	148.9
Jul '18	153.9	158.9	148.9
Jun '18	n/a	-	146.5
May '18	148.9	-	148.4
Apr '18	134.4	-	141.7
Mar '18	130.9	-	137.5
Feb '18	130.9	-	137.5
Jan '18	134.9	-	137.5

Dec '17	136.9	-	137.5
Nov '17	133.2	-	137.5
Oct '17	129.5	-	126.5
Sep '17	129.5	-	126.5
Aug '17	122.0	-	122.0
Jul '17	125.0	-	125.0
Jun '17	127.9	-	127.9
May '17	127.9	-	127.9
Apr '17	125.9	-	127.9

	Ross River Self-serve	
	regular	diesel
22-Apr-20	118.9	124.9
8-Apr-20	123.9	129.9
25-Mar-20	146.9	150.4
11-Mar-20	150.9	154.4
26-Feb-20	150.9	154.4
12-Feb-20	150.9	154.4
29-Jan-20	152.9	156.9
15-Jan-20	152.9	156.9
2-Jan-20	n/a	n/a

18-Dec-19	152.9	156.4
4-Dec-19	152.9	156.4
20-Nov-19	n/a	n/a
6-Nov-19	152.9	156.4
23-Oct-19	154.9	158.4
9-Oct-19	154.9	158.4
25-Sep-19	154.9	158.4
11-Sep-19	154.9	158.4
28-Aug-19	154.9	158.4
14-Aug-19	154.9	158.4
31-Jul-19	154.9	158.4
17-Jul-19	152.9	155.9
3-Jul-19	152.9	155.9
19-Jun-19	152.9	155.9
5-Jun-19	147.9	153.9
21-May-19	147.9	153.9
8-May-19	147.9	153.9
24-Apr-19	147.9	153.9
10-Apr-19	142.9	150.9

Mar '19	134.9	146.4
Feb '19	129.9	144.9
Jan '19	129.9	144.9

Dec '18	137.4	151.9
Nov '18	150.9	161.7
Oct '18	156.9	154.5
Sep '18	156.9	154.5
Aug '18	156.2	154.0
Jul '18	152.4	152.9
Jun '18	149.9	152.9
May '18	144.9	149.4
Apr '18	137.4	143.9
Mar '18	134.9	141.9
Feb '18	139.9	139.9
Jan '18	136.6	138.2

Dec '17	139.9	139.9
Nov '17	132.4	132.4
Oct '17	129.9	129.9
Sep '17	129.9	129.9
Aug '17	129.9	129.9
Jul '17	129.9	129.9
Jun '17	129.9	129.9
May '17	129.9	129.9
Apr '17	129.9	129.9

Retail Motor Fuel Prices — Stewart Crossing

	Self-Serve		
	regular	premium	diesel
22-Apr-20	n/a	n/a	n/a
8-Apr-20	n/a	n/a	n/a
25-Mar-20	n/a	n/a	n/a
11-Mar-20	n/a	n/a	n/a
26-Feb-20	152.9	158.9	155.9
12-Feb-20	152.9	158.9	155.9
29-Jan-20	152.9	158.9	155.9
15-Jan-20	152.9	158.9	155.9
2-Jan-20	152.9	158.9	155.9
18-Dec-19	152.9	158.9	155.9
4-Dec-19	152.9	158.9	150.9
20-Nov-19	152.9	158.9	150.9
6-Nov-19	152.9	158.9	150.9
23-Oct-19	152.9	158.9	150.9
9-Oct-19	n/a	n/a	n/a
25-Sep-19	152.9	158.9	150.9
11-Sep-19	152.9	158.9	150.9
28-Aug-19	152.9	158.9	150.9
14-Aug-19	152.9	158.9	150.9
31-Jul-19	152.9	158.9	150.9
17-Jul-19	152.9	158.9	150.9
3-Jul-19	152.9	158.9	151.5
19-Jun-19	147.9	153.9	145.9
5-Jun-19	147.9	153.9	145.9
21-May-19	147.9	153.9	145.9
8-May-19	n/a	n/a	n/a
24-Apr-19	147.9	148.9	149.9
10-Apr-19	n/a	n/a	n/a
Mar '19	134.9	140.9	145.9
Feb '19	134.9	140.9	145.9
Jan '19	134.9	140.9	145.9
Dec '18	134.9	140.9	148.4
Nov '18	152.4	158.4	150.9
Oct '18	154.9	160.9	150.9
Sep '18	154.9	160.9	150.9
Aug '18	154.9	160.9	150.9
Jul '18	154.9	160.9	150.9
Jun '18	154.9	160.9	150.9
May '18	152.4	158.4	148.4
Apr '18	139.9	145.9	139.9
Mar '18	130.4	136.9	139.9
Feb '18	130.9	136.9	139.9
Jan '18	130.9	133.6	137.6
Dec '17	134.4	139.4	132.9
Nov '17	139.9	145.9	132.9
Oct '17	122.9	128.9	126.4
Sep '17	129.9	132.4	119.9
Aug '17	120.9	126.9	119.9
Jul '17	121.9	127.9	122.9
Jun '17	125.4	131.4	123.4
May '17	126.9	132.9	123.9
Apr '17	129.9	135.9	125.9

Retail Motor Fuel Prices — Teslin

	Self-serve			Full-serve
	regular	premium	diesel	propane
22-Apr-20	109.9	119.9	129.9	110.0
8-Apr-20	109.9	119.9	129.9	110.0
25-Mar-20	133.9	141.9	139.9	110.0
11-Mar-20	145.4	156.9	150.4	110.0
26-Feb-20	146.9	156.9	152.4	110.0
12-Feb-20	146.9	156.9	152.4	110.0
29-Jan-20	146.9	156.9	152.4	110.0
15-Jan-20	146.9	156.9	152.4	110.0
2-Jan-20	146.9	156.9	152.4	110.0
18-Dec-19	146.9	156.9	152.4	110.0
4-Dec-19	146.9	156.9	152.4	110.0
20-Nov-19	146.9	156.9	152.4	110.0
6-Nov-19	146.9	156.9	152.4	110.0
23-Oct-19	146.9	156.9	152.4	110.0
9-Oct-19	146.9	156.9	152.4	110.0
25-Sep-19	146.9	156.9	154.9	n/a
11-Sep-19	146.9	156.9	152.4	110.0
28-Aug-19	146.9	156.9	152.4	110.0
14-Aug-19	146.9	156.9	152.4	110.0
31-Jul-19	146.9	156.9	154.9	110.0
17-Jul-19	146.9	156.9	154.9	n/a
3-Jul-19	144.4	156.9	151.9	n/a
19-Jun-19	141.9	151.9	148.9	n/a
5-Jun-19	141.9	151.9	148.9	n/a
21-May-19	141.9	n/a	148.9	110.0
8-May-19	141.9	n/a	148.9	n/a
24-Apr-19	141.9	151.9	148.9	110.0
10-Apr-19	141.9	n/a	148.9	110.0
Mar '19	135.2	n/a	146.4	110.0
Feb '19	129.4	n/a	141.3	110.0
Jan '19	132.2	142.9	144.2	110.0
Dec '18	129.7	137.4	141.7	110.0
Nov '18	143.7	150.9	143.2	111.3
Oct '18	137.1	148.8	145.9	110.7
Sep '18	148.9	158.9	141.9	113.7
Aug '18	148.9	158.9	141.9	112.5
Jul '18	148.9	158.9	141.9	112.5
Jun '18	148.9	158.9	141.9	112.5
May '18	146.4	153.9	141.9	112.5
Apr '18	133.9	143.9	135.9	112.5
Mar '18	129.9	141.9	136.9	112.5
Feb '18	129.9	139.9	139.9	112.5
Jan '18	130.9	140.9	134.2	108.8
Dec '17	132.9	142.9	133.9	107.0
Nov '17	128.2	136.4	131.4	107.0
Oct '17	118.9	128.9	124.4	107.0
Sep '17	123.9	133.9	119.9	107.0
Aug '17	117.9	127.9	115.9	104.7
Jul '17	119.2	129.4	117.4	101.0
Jun '17	120.4	130.9	117.9	101.0
May '17	122.2	132.4	119.4	102.0
Apr '17	121.9	129.9	119.9	102.0

Retail Motor Fuel Prices — Watson Lake

	Self-serve			Full-serve
	regular	premium	diesel	propane
22-Apr-20	97.9	108.0	114.0	112.9
8-Apr-20	104.9	113.9	114.9	112.9
25-Mar-20	124.9	134.9	126.9	112.9
11-Mar-20	133.9	142.9	135.9	112.9
26-Feb-20	137.9	146.9	144.9	n/a
12-Feb-20	137.9	146.9	139.9	n/a
29-Jan-20	139.9	149.9	148.4	112.9
15-Jan-20	139.9	149.9	148.4	112.9
2-Jan-20	138.6	149.9	143.6	112.9
18-Dec-19	138.6	149.9	143.6	112.9
4-Dec-19	138.6	149.9	144.6	112.9
20-Nov-19	139.9	149.9	146.4	112.9
6-Nov-19	138.6	149.9	142.2	112.9
23-Oct-19	145.2	149.9	149.6	112.9
9-Oct-19	141.7	149.9	141.8	n/a
25-Sep-19	141.9	144.9	144.7	110.9
11-Sep-19	141.9	148.4	144.2	110.9
28-Aug-19	139.1	148.4	141.1	110.9
14-Aug-19	144.2	149.9	145.9	110.9
31-Jul-19	140.6	148.9	142.2	110.9
17-Jul-19	142.7	149.9	144.4	110.9
3-Jul-19	140.2	148.9	141.9	110.9
19-Jun-19	141.7	147.9	144.2	110.9
5-Jun-19	138.6	147.9	140.9	110.9
21-May-19	138.4	148.9	141.9	n/a
8-May-19	136.6	148.9	140.6	n/a
24-Apr-19	136.6	148.9	142.2	109.0
10-Apr-19	134.6	145.9	142.2	n/a
Mar '19	126.4	138.4	140.2	110.9
Feb '19	122.9	134.9	136.9	110.9
Jan '19	122.6	134.9	136.3	110.9
Dec '18	125.0	134.9	138.1	110.9
Nov '18	141.9	151.4	142.6	110.9
Oct '18	141.9	154.9	139.4	110.9
Sep '18	143.2	152.9	140.7	110.9
Aug '18	142.1	152.9	139.2	110.9
Jul '18	142.2	152.9	143.7	110.9
Jun '18	141.2	152.4	138.5	110.9
May '18	139.1	148.7	135.5	110.9
Apr '18	128.2	139.9	129.2	110.9
Mar '18	118.9	134.9	127.0	110.9
Feb '18	116.0	134.9	127.7	105.9
Jan '18	116.7	134.9	127.4	105.9
Dec '17	118.9	134.9	125.0	105.9
Nov '17	123.4	137.9	127.7	105.9
Oct '17	116.7	132.8	121.4	105.9
Sep '17	119.4	129.4	120.2	105.9
Aug '17	116.0	131.6	116.0	105.6
Jul '17	116.1	131.4	115.7	105.7
Jun '17	117.2	133.7	117.5	105.9
May '17	119.3	134.4	119.9	105.9
Apr '17	122.4	-	121.4	105.9

Residential Fuel Prices in Yukon

Average Prices as of April 22, 2020

	Residential Heating Fuels			% Change Apr 24, 2019 to Apr 22, 2020		
	Furnace Oil	Arctic Stove Oil	Propane (500-gallon tank cost)	Furnace Oil	Arctic Stove Oil	Propane (500-gallon tank cost)
Whitehorse	101.3	105.2	120.6	-18.2%	-17.2%	10.1%
Beaver Creek	n/a	n/a	-	n/a	n/a	-
Burwash Landing	109.7	112.9	-	-16.5%	-16.0%	-
Carcross	107.8	109.1	-	-16.2%	-16.3%	-
Carmacks	108.7	111.1	135.3	-15.7%	-18.1%	8.9%
Dawson City	112.1	115.2	135.3	-15.3%	-15.0%	8.9%
Destruction Bay	109.7	112.9	-	-14.4%	-14.1%	-
Faro	110.8	117.9	135.3	-14.2%	-10.9%	8.9%
Haines Junction	108.7	111.1	135.3	-13.7%	-14.1%	8.9%
Marsh Lake	107.8	107.5	-	-16.2%	-17.5%	-
Mayo	110.8	115.8	135.3	-18.3%	-16.0%	8.9%
Pelly Crossing	109.9	113.3	-	-16.0%	-18.0%	-
Ross River	118.7	n/a	135.3	-15.8%	n/a	8.9%
Stewart Crossing	110.3	113.4	-	-15.3%	-15.1%	-
Tagish	107.8	109.3	-	-16.2%	-16.1%	-
Teslin	108.7	111.3	135.3	-16.1%	-15.1%	8.9%
Watson Lake	111.8	116.3	135.3	-12.7%	-11.4%	8.9%

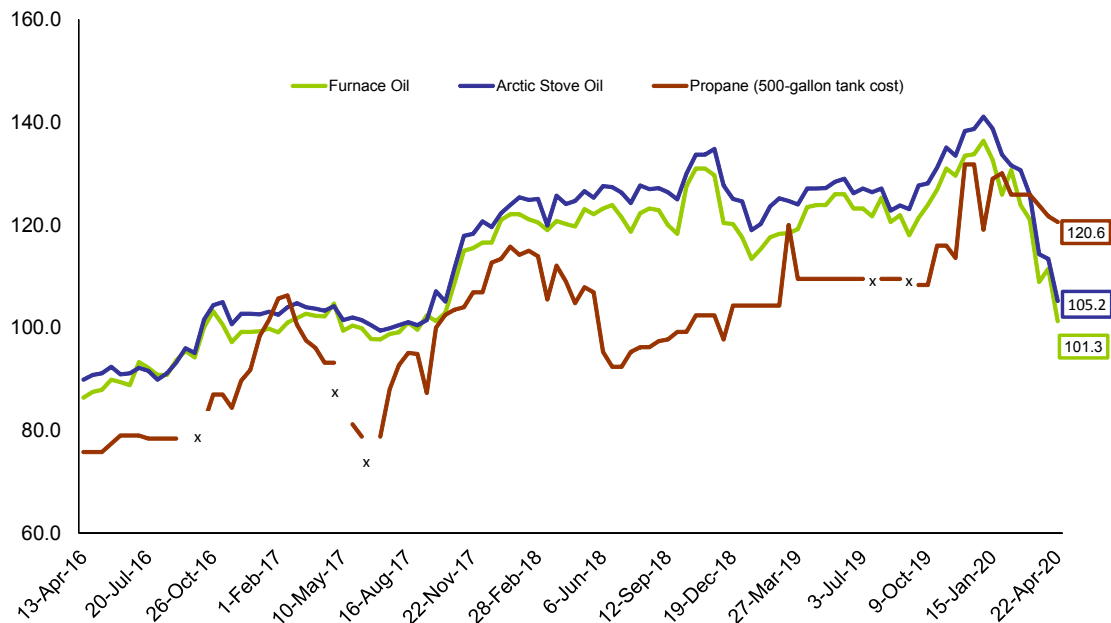
Notes: All prices are Canadian cents per litre, including all applicable taxes.
 "-" indicates this service was not available in this community at this time.
 "n/a" indicates this information was not available for the reporting period.

Comparing April 22, 2020 to April 24, 2019, prices of furnace oil decreased in all Yukon communities. The largest percentage decrease was in Mayo, down 18.3%.

Prices for arctic stove oil also decreased in all Yukon communities. The largest percentage decrease was in Carmacks, down 18.1%.

Increases were reported for average prices of propane (500 gallon tank) in all Yukon communities. The largest percentage increase was in Whitehorse, up 10.1%.

**Average Residential Bi-weekly Heating Fuel Prices, Whitehorse
 April 2016 - April 2020
 (cents per litre)**



Residential Heating Fuel Prices — Whitehorse

	Furnace Oil	Arctic Stove Oil	Propane (500-gallon tank cost)
22-Apr-20	101.3	105.2	120.6
8-Apr-20	111.5	113.4	121.7
25-Mar-20	108.9	114.3	123.8
11-Mar-20	121.1	125.9	125.9
26-Feb-20	123.9	130.7	125.9
12-Feb-20	130.7	131.6	125.9
29-Jan-20	125.9	133.7	130.1
15-Jan-20	132.7	138.8	129.0
2-Jan-20	136.4	141.1	119.1
18-Dec-19	133.8	138.7	131.8
4-Dec-19	133.5	138.3	131.8
20-Nov-19	129.6	133.5	113.6
6-Nov-19	131.0	135.1	116.0
23-Oct-19	126.9	131.2	116.0
9-Oct-19	123.9	128.1	108.3
25-Sep-19	121.4	127.7	108.3
11-Sep-19	118.0	123.1	n/a
28-Aug-19	121.9	123.8	109.5
14-Aug-19	120.6	122.8	109.5
31-Jul-19	125.3	127.1	109.5
17-Jul-19	121.7	126.4	n/a
3-Jul-19	123.2	127.1	109.5
19-Jun-19	123.2	126.2	109.5
5-Jun-19	126.0	129.0	109.5
21-May-19	126.0	128.4	109.5
8-May-19	123.9	127.2	109.5
24-Apr-19	123.9	127.1	109.5
10-Apr-19	123.5	127.1	109.5
Mar '19	118.8	124.4	114.8
Feb '19	118.0	124.4	104.3
Jan '19	115.4	121.3	104.3
Dec '18	120.3	126.4	101.0
Nov '18	130.4	134.3	102.4
Oct '18	129.3	131.9	100.8
Sep '18	119.2	125.7	98.5
Aug '18	122.8	127.3	96.6
Jul '18	120.1	125.3	93.9
Jun '18	123.6	127.5	93.9
May '18	122.6	126.0	107.4
Apr '18	120.0	124.4	106.9
Mar '18	119.9	122.8	108.8
Feb '18	120.8	125.0	114.5
Jan '18	121.7	123.9	114.5
Dec '17	116.6	120.2	109.8
Nov '17	115.3	118.1	105.5
Oct '17	105.8	108.4	103.0
Sep '17	101.9	104.3	93.7
Aug '17	99.9	100.7	94.2
Jul '17	98.3	99.7	83.4
Jun '17	98.9	101.0	78.8
May '17	99.9	101.8	81.2
Apr '17	103.5	103.8	93.2

Residential Heating Fuel Prices — Beaver Creek

	Furnace Oil	Arctic Stove Oil	Propane (500-gallon tank cost)
22-Apr-20	n/a	n/a	-
8-Apr-20	n/a	n/a	-
25-Mar-20	n/a	n/a	-
11-Mar-20	130.0	133.1	-
26-Feb-20	n/a	n/a	-
12-Feb-20	140.4	143.6	-
29-Jan-20	140.4	143.6	-
15-Jan-20	145.7	148.8	-
2-Jan-20	145.7	148.8	-
18-Dec-19	145.7	148.8	-
4-Dec-19	145.7	148.8	-
20-Nov-19	140.4	143.6	-
6-Nov-19	140.4	143.6	-
23-Oct-19	134.7	137.8	-
9-Oct-19	n/a	n/a	-
25-Sep-19	127.3	130.5	-
11-Sep-19	127.3	130.5	-
28-Aug-19	n/a	n/a	-
14-Aug-19	127.3	130.5	-
31-Jul-19	130.5	130.5	-
17-Jul-19	127.3	130.5	-
3-Jul-19	135.0	139.2	-
19-Jun-19	135.0	139.2	-
5-Jun-19	135.0	139.2	-
21-May-19	135.0	139.2	-
8-May-19	n/a	n/a	-
24-Apr-19	135.0	139.2	-
10-Apr-19	131.9	136.1	-
Mar '19	131.9	136.1	-
Feb '19	129.8	133.5	-
Jan '19	123.5	126.6	-
Dec '18	134.0	137.1	-
Nov '18	142.4	145.8	-
Oct '18	142.4	144.2	-
Sep '18	n/a	148.1	-
Aug '18	134.4	142.0	-
Jul '18	n/a	144.6	-
Jun '18	136.5	143.6	-
May '18	128.1	138.4	-
Apr '18	128.1	134.7	-
Mar '18	128.4	134.3	-
Feb '18	128.1	134.7	-
Jan '18	131.6	135.4	-
Dec '17	128.1	128.3	-
Nov '17	128.1	127.5	-
Oct '17	117.7	116.7	-
Sep '17	112.5	111.7	-
Aug '17	105.7	110.8	-
Jul '17	105.1	110.8	-
Jun '17	105.8	110.8	-
May '17	106.6	110.8	-
Apr '17	110.6	116.1	-

Residential Heating Fuel Prices — Burwash Landing

	Furnace Oil	Arctic Stove Oil	Propane (500 gallon tank cost)
22-Apr-20	109.7	112.9	-
8-Apr-20	114.8	117.9	-
25-Mar-20	n/a	n/a	-
11-Mar-20	127.4	134.5	-
26-Feb-20	n/a	138.6	-
12-Feb-20	137.8	141.0	-
29-Jan-20	137.8	138.2	-
15-Jan-20	143.1	140.8	-
2-Jan-20	143.1	146.2	-
18-Dec-19	143.1	146.2	-
4-Dec-19	143.1	140.8	-
20-Nov-19	137.8	141.0	-
6-Nov-19	137.8	138.2	-
23-Oct-19	132.6	135.5	-
9-Oct-19	n/a	135.3	-
25-Sep-19	125.2	131.9	-
11-Sep-19	125.2	131.9	-
28-Aug-19	n/a	135.3	-
14-Aug-19	125.2	131.9	-
31-Jul-19	125.2	128.4	-
17-Jul-19	125.2	131.9	-
3-Jul-19	131.3	134.9	-
19-Jun-19	131.3	134.4	-
5-Jun-19	131.3	134.4	-
21-May-19	131.3	134.4	-
8-May-19	n/a	n/a	-
24-Apr-19	131.3	134.4	-
10-Apr-19	128.1	131.3	-
Mar '19	128.1	132.1	-
Feb '19	126.0	131.0	-
Jan '19	119.7	127.4	-
Dec '18	130.2	135.7	-
Nov '18	138.6	141.2	-
Oct '18	138.6	137.3	-
Sep '18	n/a	n/a	-
Aug '18	131.3	129.1	-
Jul '18	n/a	123.9	-
Jun '18	133.4	133.4	-
May '18	125.0	127.1	-
Apr '18	125.0	126.0	-
Mar '18	125.1	126.1	-
Feb '18	125.0	127.1	-
Jan '18	128.5	128.4	-
Dec '17	125.0	127.1	-
Nov '17	125.0	127.1	-
Oct '17	114.5	112.3	-
Sep '17	107.9	109.0	-
Aug '17	104.5	107.3	-
Jul '17	104.5	107.3	-
Jun '17	104.5	107.3	-
May '17	104.5	107.3	-
Apr '17	109.2	109.7	-

Residential Heating Fuel Prices — Carcross

	Furnace Oil	Arctic Stove Oil	Propane (500 gallon tank cost)
22-Apr-20	107.8	109.1	-
8-Apr-20	112.9	116.0	-
25-Mar-20	n/a	107.1	-
11-Mar-20	125.5	128.6	-
26-Feb-20	n/a	n/a	-
12-Feb-20	135.9	131.0	-
29-Jan-20	135.9	137.8	-
15-Jan-20	141.2	144.3	-
2-Jan-20	141.2	145.7	-
18-Dec-19	141.2	140.4	-
4-Dec-19	141.2	140.4	-
20-Nov-19	135.9	135.2	-
6-Nov-19	135.9	137.8	-
23-Oct-19	130.7	133.8	-
9-Oct-19	n/a	n/a	-
25-Sep-19	123.3	128.9	-
11-Sep-19	123.3	125.2	-
28-Aug-19	130.2	130.2	-
14-Aug-19	126.8	128.3	-
31-Jul-19	126.2	127.8	-
17-Jul-19	126.2	127.8	-
3-Jul-19	128.7	130.3	-
19-Jun-19	128.7	130.3	-
5-Jun-19	128.7	130.3	-
21-May-19	128.7	130.3	-
8-May-19	129.2	129.2	-
24-Apr-19	128.7	130.3	-
10-Apr-19	125.1	128.2	-
Mar '19	120.3	122.9	-
Feb '19	119.3	121.9	-
Jan '19	117.7	120.5	-
Dec '18	121.9	130.3	-
Nov '18	134.5	135.9	-
Oct '18	134.0	133.4	-
Sep '18	116.6	131.3	-
Aug '18	128.2	132.1	-
Jul '18	n/a	134.1	-
Jun '18	130.3	135.2	-
May '18	121.9	130.1	-
Apr '18	121.9	126.1	-
Mar '18	121.9	125.3	-
Feb '18	121.9	125.6	-
Jan '18	125.4	128.5	-
Dec '17	121.9	123.2	-
Nov '17	121.9	123.1	-
Oct '17	111.5	114.3	-
Sep '17	108.2	107.4	-
Aug '17	103.4	104.6	-
Jul '17	102.9	104.6	-
Jun '17	103.6	104.6	-
May '17	104.4	104.6	-
Apr '17	108.1	109.3	-

Residential Heating Fuel Prices — Carmacks

	Furnace Oil	Arctic Stove Oil	Propane (500-gallon tank cost)
22-Apr-20	108.7	111.1	135.3
8-Apr-20	114.2	117.4	136.4
25-Mar-20	n/a	110.3	138.5
11-Mar-20	126.8	129.9	140.6
26-Feb-20	n/a	n/a	140.6
12-Feb-20	137.3	133.2	140.6
29-Jan-20	137.3	140.0	144.8
15-Jan-20	142.5	145.7	143.7
2-Jan-20	142.5	147.9	133.8
18-Dec-19	142.5	142.7	146.5
4-Dec-19	142.5	142.7	146.5
20-Nov-19	136.8	137.2	128.3
6-Nov-19	136.8	139.8	128.3
23-Oct-19	131.5	134.7	130.7
9-Oct-19	n/a	n/a	123.2
25-Sep-19	124.2	129.3	123.2
11-Sep-19	124.2	129.3	n/a
28-Aug-19	n/a	n/a	124.2
14-Aug-19	124.2	129.3	124.2
31-Jul-19	124.2	132.2	124.2
17-Jul-19	124.2	133.7	n/a
3-Jul-19	128.9	135.6	124.2
19-Jun-19	128.9	135.6	124.2
5-Jun-19	128.9	135.6	124.2
21-May-19	128.9	135.6	124.2
8-May-19	n/a	139.1	124.2
24-Apr-19	128.9	135.6	124.2
10-Apr-19	125.8	134.3	124.2
Mar '19	125.8	133.3	124.2
Feb '19	123.7	131.2	119.0
Jan '19	117.4	123.4	119.0
Dec '18	127.9	131.0	115.7
Nov '18	136.3	139.4	117.1
Oct '18	136.3	139.4	115.5
Sep '18	n/a	n/a	113.2
Aug '18	128.9	132.1	111.3
Jul '18	n/a	n/a	109.0
Jun '18	131.0	134.2	109.0
May '18	122.6	125.8	122.1
Apr '18	122.6	125.8	121.6
Mar '18	122.6	125.8	123.5
Feb '18	122.6	125.8	129.2
Jan '18	126.1	129.3	129.2
Dec '17	121.6	125.8	124.5
Nov '17	120.5	125.8	120.2
Oct '17	111.1	115.3	117.7
Sep '17	105.6	108.7	108.4
Aug '17	102.2	105.3	108.9
Jul '17	102.2	105.3	99.9
Jun '17	102.2	105.3	97.1
May '17	102.2	105.3	95.9
Apr '17	106.9	110.0	107.9

Residential Heating Fuel Prices — Dawson City

	Furnace Oil	Arctic Stove Oil	Propane (500-gallon tank cost)
22-Apr-20	112.1	115.2	135.3
8-Apr-20	123.7	120.5	136.4
25-Mar-20	124.3	126.3	138.5
11-Mar-20	129.4	131.9	140.6
26-Feb-20	n/a	n/a	140.6
12-Feb-20	140.1	142.7	140.6
29-Jan-20	139.9	143.1	144.8
15-Jan-20	145.2	148.3	143.7
2-Jan-20	146.1	149.0	133.8
18-Dec-19	143.2	146.3	146.5
4-Dec-19	144.0	146.9	146.5
20-Nov-19	138.0	141.0	128.3
6-Nov-19	141.9	144.8	128.3
23-Oct-19	136.8	140.0	130.7
9-Oct-19	132.4	134.5	123.2
25-Sep-19	129.2	132.2	123.2
11-Sep-19	127.3	130.5	n/a
28-Aug-19	132.7	134.8	124.2
14-Aug-19	127.6	130.7	124.2
31-Jul-19	135.7	136.1	124.2
17-Jul-19	127.6	130.7	n/a
3-Jul-19	132.3	135.5	124.2
19-Jun-19	134.4	137.6	124.2
5-Jun-19	135.6	138.8	124.2
21-May-19	134.4	137.6	124.2
8-May-19	130.2	133.4	124.2
24-Apr-19	132.3	135.5	124.2
10-Apr-19	134.0	137.2	124.2
Mar '19	130.0	133.1	124.2
Feb '19	129.2	132.9	119.0
Jan '19	125.2	128.3	119.0
Dec '18	132.6	135.8	115.7
Nov '18	141.2	146.0	117.1
Oct '18	139.1	139.3	115.5
Sep '18	132.3	143.3	113.2
Aug '18	133.3	140.9	111.3
Jul '18	132.3	141.6	109.0
Jun '18	134.4	141.9	109.0
May '18	131.9	139.6	122.1
Apr '18	130.2	136.0	121.6
Mar '18	130.2	135.7	123.5
Feb '18	130.2	136.0	129.2
Jan '18	132.1	136.2	129.2
Dec '17	127.6	128.9	124.5
Nov '17	128.1	128.2	120.2
Oct '17	117.7	118.2	117.7
Sep '17	112.0	112.4	108.4
Aug '17	105.6	110.8	108.9
Jul '17	105.0	110.8	99.9
Jun '17	105.7	110.8	97.1
May '17	106.5	110.8	95.9
Apr '17	110.2	115.5	107.9

Residential Heating Fuel Prices — Destruction Bay

	Furnace Oil	Arctic Stove Oil	Propane (500 gallon tank cost)
22-Apr-20	109.7	112.9	-
8-Apr-20	114.8	117.9	-
25-Mar-20	n/a	n/a	-
11-Mar-20	127.4	130.5	-
26-Feb-20	n/a	n/a	-
12-Feb-20	137.8	141.0	-
29-Jan-20	137.8	141.0	-
15-Jan-20	143.1	146.2	-
2-Jan-20	143.1	146.2	-
18-Dec-19	143.1	146.2	-
4-Dec-19	143.1	146.2	-
20-Nov-19	137.8	141.0	-
6-Nov-19	137.8	141.0	-
23-Oct-19	132.6	135.7	-
9-Oct-19	n/a	n/a	-
25-Sep-19	125.2	128.4	-
11-Sep-19	125.2	128.4	-
28-Aug-19	n/a	n/a	-
14-Aug-19	125.2	128.4	-
31-Jul-19	125.2	128.4	-
17-Jul-19	125.2	128.4	-
3-Jul-19	128.2	131.4	-
19-Jun-19	128.2	131.4	-
5-Jun-19	128.2	131.4	-
21-May-19	128.2	131.4	-
8-May-19	n/a	n/a	-
24-Apr-19	128.2	131.4	-
10-Apr-19	125.1	128.2	-
Mar '19	125.1	128.2	-
Feb '19	123.0	126.1	-
Jan '19	116.7	119.8	-
Dec '18	127.2	130.3	-
Nov '18	135.6	138.7	-
Oct '18	135.6	138.7	-
Sep '18	n/a	n/a	-
Aug '18	128.2	131.4	-
Jul '18	n/a	n/a	-
Jun '18	130.3	133.5	-
May '18	121.9	125.1	-
Apr '18	121.9	125.1	-
Mar '18	121.9	125.1	-
Feb '18	121.9	125.1	-
Jan '18	125.4	128.6	-
Dec '17	120.9	125.4	-
Nov '17	119.8	125.6	-
Oct '17	110.4	114.5	-
Sep '17	104.9	108.0	-
Aug '17	101.4	104.6	-
Jul '17	101.4	104.6	-
Jun '17	101.4	104.6	-
May '17	101.4	104.6	-
Apr '17	106.2	109.3	-

Residential Heating Fuel Prices — Faro

	Furnace Oil	Arctic Stove Oil	Propane (500-gallon tank cost)
22-Apr-20	110.8	117.9	135.3
8-Apr-20	115.8	120.4	136.4
25-Mar-20	n/a	131.3	138.5
11-Mar-20	128.4	131.4	140.6
26-Feb-20	n/a	n/a	140.6
12-Feb-20	138.9	141.9	140.6
29-Jan-20	138.9	144.5	144.8
15-Jan-20	144.1	147.1	143.7
2-Jan-20	144.1	147.3	133.8
18-Dec-19	144.1	147.1	146.5
4-Dec-19	144.1	147.1	146.5
20-Nov-19	138.9	142.1	128.3
6-Nov-19	138.9	139.2	128.3
23-Oct-19	133.6	134.0	130.7
9-Oct-19	n/a	129.5	123.2
25-Sep-19	126.3	129.4	123.2
11-Sep-19	126.3	129.4	n/a
28-Aug-19	n/a	129.5	124.2
14-Aug-19	126.3	129.4	124.2
31-Jul-19	126.3	129.4	124.2
17-Jul-19	126.3	130.9	n/a
3-Jul-19	129.2	132.3	124.2
19-Jun-19	129.2	132.3	124.2
5-Jun-19	129.2	132.3	124.2
21-May-19	129.2	132.3	124.2
8-May-19	n/a	132.3	124.2
24-Apr-19	129.2	132.3	124.2
10-Apr-19	126.0	129.2	124.2
Mar '19	126.0	129.2	124.2
Feb '19	123.9	127.1	119.0
Jan '19	117.6	120.8	119.0
Dec '18	128.1	131.3	115.7
Nov '18	136.5	139.7	117.1
Oct '18	136.5	137.6	115.5
Sep '18	n/a	131.3	113.2
Aug '18	129.3	132.9	111.3
Jul '18	n/a	134.4	109.0
Jun '18	131.4	132.4	109.0
May '18	123.0	126.1	122.1
Apr '18	123.0	126.1	121.6
Mar '18	123.0	126.1	123.5
Feb '18	123.0	126.1	129.2
Jan '18	126.5	129.6	129.2
Dec '17	123.0	126.1	124.5
Nov '17	123.0	126.0	120.2
Oct '17	112.4	115.6	117.7
Sep '17	105.8	109.0	108.4
Aug '17	102.4	105.5	108.9
Jul '17	102.4	105.5	99.9
Jun '17	102.4	105.5	97.1
May '17	102.4	105.5	95.9
Apr '17	107.1	110.3	107.9

Residential Heating Fuel Prices — Haines Junction

	Furnace Oil	Arctic Stove Oil	Propane (500-gallon tank cost)
22-Apr-20	108.7	111.1	135.3
8-Apr-20	121.1	124.2	136.4
25-Mar-20	n/a	110.3	138.5
11-Mar-20	133.7	136.8	140.6
26-Feb-20	n/a	n/a	140.6
12-Feb-20	144.1	136.6	140.6
29-Jan-20	136.8	139.8	144.8
15-Jan-20	142.0	145.2	143.7
2-Jan-20	142.0	147.7	133.8
18-Dec-19	142.0	142.4	146.5
4-Dec-19	142.0	142.4	146.5
20-Nov-19	136.8	137.2	128.3
6-Nov-19	136.8	139.8	128.3
23-Oct-19	131.5	134.7	130.7
9-Oct-19	n/a	n/a	123.2
25-Sep-19	124.2	127.3	123.2
11-Sep-19	124.2	126.7	n/a
28-Aug-19	132.3	132.3	124.2
14-Aug-19	128.2	129.8	124.2
31-Jul-19	127.2	128.8	124.2
17-Jul-19	127.2	128.8	n/a
3-Jul-19	128.1	129.7	124.2
19-Jun-19	128.1	129.7	124.2
5-Jun-19	128.1	129.7	124.2
21-May-19	128.1	129.7	124.2
8-May-19	n/a	n/a	124.2
24-Apr-19	126.0	129.3	124.2
10-Apr-19	123.0	126.1	124.2
Mar '19	123.0	126.1	124.2
Feb '19	120.9	124.0	119.0
Jan '19	114.6	117.7	119.0
Dec '18	125.1	128.2	115.7
Nov '18	133.5	136.6	117.1
Oct '18	133.5	135.8	115.5
Sep '18	n/a	129.2	113.2
Aug '18	126.1	129.3	111.3
Jul '18	n/a	131.3	109.0
Jun '18	128.2	129.2	109.0
May '18	119.8	124.3	122.1
Apr '18	119.8	124.0	121.6
Mar '18	119.8	124.0	123.5
Feb '18	119.8	124.6	129.2
Jan '18	123.3	126.9	129.2
Dec '17	119.8	121.4	124.5
Nov '17	119.8	120.4	120.2
Oct '17	109.4	114.6	117.7
Sep '17	105.7	105.1	108.4
Aug '17	100.3	100.6	108.9
Jul '17	99.7	99.8	99.9
Jun '17	100.4	99.0	97.1
May '17	101.2	101.6	95.9
Apr '17	104.9	104.5	107.9

Residential Heating Fuel Prices — Marsh Lake

	Furnace Oil	Arctic Stove Oil	Propane (500 gallon tank cost)
22-Apr-20	107.8	107.5	-
8-Apr-20	112.9	116.0	-
25-Mar-20	n/a	107.1	-
11-Mar-20	125.5	128.6	-
26-Feb-20	n/a	n/a	-
12-Feb-20	135.9	131.0	-
29-Jan-20	135.9	137.8	-
15-Jan-20	141.2	144.3	-
2-Jan-20	141.2	145.7	-
18-Dec-19	141.2	140.4	-
4-Dec-19	141.2	140.4	-
20-Nov-19	135.9	135.2	-
6-Nov-19	135.9	137.8	-
23-Oct-19	130.7	133.8	-
9-Oct-19	n/a	n/a	-
25-Sep-19	123.3	126.5	-
11-Sep-19	123.3	125.2	-
28-Aug-19	130.2	130.2	-
14-Aug-19	126.8	128.3	-
31-Jul-19	126.2	127.8	-
17-Jul-19	126.2	127.8	-
3-Jul-19	128.7	130.3	-
19-Jun-19	128.7	130.3	-
5-Jun-19	128.7	130.3	-
21-May-19	128.7	130.3	-
8-May-19	129.2	129.2	-
24-Apr-19	128.7	130.3	-
10-Apr-19	125.1	128.2	-
Mar '19	120.3	122.9	-
Feb '19	119.3	121.9	-
Jan '19	117.7	120.5	-
Dec '18	127.1	130.3	-
Nov '18	134.5	137.6	-
Oct '18	134.0	135.5	-
Sep '18	116.6	119.7	-
Aug '18	128.7	131.9	-
Jul '18	n/a	n/a	-
Jun '18	130.8	134.0	-
May '18	122.4	125.6	-
Apr '18	122.4	125.6	-
Mar '18	122.2	125.4	-
Feb '18	122.4	125.6	-
Jan '18	125.9	129.1	-
Dec '17	122.4	125.6	-
Nov '17	122.4	125.6	-
Oct '17	112.0	115.1	-
Sep '17	105.4	108.5	-
Aug '17	102.0	105.1	-
Jul '17	102.0	105.1	-
Jun '17	102.0	105.1	-
May '17	102.0	105.1	-
Apr '17	106.7	109.8	-

Residential Heating Fuel Prices — Mayo

	Furnace Oil	Arctic Stove Oil	Propane (500-gallon tank cost)
22-Apr-20	110.8	115.8	135.3
8-Apr-20	115.8	118.9	136.4
25-Mar-20	124.3	121.9	138.5
11-Mar-20	128.8	131.4	140.6
26-Feb-20	n/a	n/a	140.6
12-Feb-20	141.2	140.3	140.6
29-Jan-20	138.9	144.5	144.8
15-Jan-20	144.1	147.3	143.7
2-Jan-20	147.1	152.5	133.8
18-Dec-19	144.2	147.1	146.5
4-Dec-19	145.1	147.7	146.5
20-Nov-19	139.2	142.0	128.3
6-Nov-19	143.0	146.3	128.3
23-Oct-19	137.9	141.1	130.7
9-Oct-19	135.5	138.5	123.2
25-Sep-19	128.6	131.7	123.2
11-Sep-19	126.3	130.9	n/a
28-Aug-19	137.2	138.3	124.2
14-Aug-19	132.4	134.0	124.2
31-Jul-19	135.5	136.2	124.2
17-Jul-19	130.3	131.9	n/a
3-Jul-19	135.7	137.8	124.2
19-Jun-19	136.8	138.4	124.2
5-Jun-19	137.9	140.0	124.2
21-May-19	136.8	138.4	124.2
8-May-19	133.9	135.5	124.2
24-Apr-19	135.7	137.8	124.2
10-Apr-19	138.0	141.3	124.2
Mar '19	133.9	137.1	124.2
Feb '19	133.6	136.7	119.0
Jan '19	129.1	132.3	119.0
Dec '18	136.2	139.3	115.7
Nov '18	145.2	148.0	117.1
Oct '18	142.2	145.5	115.5
Sep '18	135.5	141.3	113.2
Aug '18	137.3	143.6	110.9
Jul '18	135.5	143.2	109.0
Jun '18	138.4	143.1	109.0
May '18	134.8	138.0	122.1
Apr '18	134.2	137.3	121.6
Mar '18	134.2	137.3	123.5
Feb '18	134.2	137.3	129.2
Jan '18	136.1	138.8	129.2
Dec '17	131.6	131.6	124.5
Nov '17	131.6	131.5	120.2
Oct '17	119.0	118.2	117.7
Sep '17	113.8	115.4	108.4
Aug '17	109.4	115.4	108.9
Jul '17	108.4	114.5	99.9
Jun '17	108.9	114.5	97.1
May '17	109.4	114.5	95.9
Apr '17	111.1	115.9	107.9

Residential Heating Fuel Prices — Pelly Crossing

	Furnace Oil	Arctic Stove Oil	Propane (500 gallon tank cost)
22-Apr-20	109.9	113.3	-
8-Apr-20	115.0	118.1	-
25-Mar-20	n/a	113.4	-
11-Mar-20	127.6	130.7	-
26-Feb-20	n/a	n/a	-
12-Feb-20	138.0	135.2	-
29-Jan-20	138.0	142.0	-
15-Jan-20	143.3	146.4	-
2-Jan-20	143.3	149.9	-
18-Dec-19	143.3	144.6	-
4-Dec-19	143.3	144.6	-
20-Nov-19	138.0	139.9	-
6-Nov-19	138.0	142.0	-
23-Oct-19	132.8	135.9	-
9-Oct-19	n/a	n/a	-
25-Sep-19	125.4	131.5	-
11-Sep-19	125.4	131.5	-
28-Aug-19	137.6	137.6	-
14-Aug-19	131.5	133.5	-
31-Jul-19	127.8	133.0	-
17-Jul-19	127.8	134.0	-
3-Jul-19	130.5	135.5	-
19-Jun-19	130.5	135.5	-
5-Jun-19	130.5	135.5	-
21-May-19	130.5	135.5	-
8-May-19	n/a	142.3	-
24-Apr-19	130.8	138.1	-
10-Apr-19	127.7	137.9	-
Mar '19	127.7	137.4	-
Feb '19	125.6	134.8	-
Jan '19	119.3	126.4	-
Dec '18	129.8	132.9	-
Nov '18	138.2	142.5	-
Oct '18	138.2	143.6	-
Sep '18	n/a	n/a	-
Aug '18	130.8	134.0	-
Jul '18	n/a	n/a	-
Jun '18	132.9	136.1	-
May '18	124.5	127.7	-
Apr '18	124.5	127.7	-
Mar '18	124.5	127.7	-
Feb '18	124.5	127.7	-
Jan '18	128.0	130.7	-
Dec '17	124.5	124.5	-
Nov '17	124.5	124.4	-
Oct '17	114.1	114.2	-
Sep '17	109.4	108.6	-
Aug '17	102.9	107.2	-
Jul '17	102.4	107.2	-
Jun '17	103.1	107.2	-
May '17	103.9	107.2	-
Apr '17	107.6	111.9	-

Residential Heating Fuel Prices — Ross River

	Furnace Oil	Arctic Stove Oil	Propane (500-gallon tank cost)
22-Apr-20	118.7	n/a	135.3
8-Apr-20	121.1	n/a	136.4
25-Mar-20	143.7	n/a	138.5
11-Mar-20	138.4	132.0	140.6
26-Feb-20	151.6	n/a	140.6
12-Feb-20	145.5	142.5	140.6
29-Jan-20	146.6	142.5	144.8
15-Jan-20	149.2	147.8	143.7
2-Jan-20	144.6	147.8	133.8
18-Dec-19	149.2	147.8	146.5
4-Dec-19	149.2	147.8	146.5
20-Nov-19	139.4	142.5	128.3
6-Nov-19	146.6	142.5	128.3
23-Oct-19	145.0	137.3	130.7
9-Oct-19	155.8	n/a	123.2
25-Sep-19	141.3	129.9	123.2
11-Sep-19	141.3	129.9	n/a
28-Aug-19	155.8	n/a	124.2
14-Aug-19	141.3	129.9	124.2
31-Jul-19	146.0	129.9	124.2
17-Jul-19	140.0	129.9	n/a
3-Jul-19	142.0	134.0	124.2
19-Jun-19	142.0	134.0	124.2
5-Jun-19	141.0	134.0	124.2
21-May-19	141.0	n/a	124.2
8-May-19	151.1	n/a	124.2
24-Apr-19	141.0	134.0	124.2
10-Apr-19	137.8	130.8	124.2
Mar '19	135.3	130.5	124.2
Feb '19	133.3	128.1	119.0
Jan '19	122.5	121.8	119.0
Dec '18	142.5	132.3	115.7
Nov '18	148.4	140.7	117.1
Oct '18	144.6	140.7	115.5
Sep '18	151.7	n/a	113.2
Aug '18	140.6	133.4	111.3
Jul '18	149.8	n/a	109.0
Jun '18	141.2	135.5	109.0
May '18	130.1	127.1	122.1
Apr '18	129.1	127.1	121.6
Mar '18	123.9	127.1	123.5
Feb '18	123.9	127.1	129.2
Jan '18	127.4	130.6	129.2
Dec '17	123.9	127.1	124.5
Nov '17	123.9	127.1	120.2
Oct '17	113.5	116.6	117.7
Sep '17	106.9	110.0	108.4
Aug '17	103.4	106.6	108.9
Jul '17	103.4	106.6	99.9
Jun '17	103.4	106.6	97.1
May '17	103.4	106.6	95.9
Apr '17	108.2	111.3	107.9

Residential Heating Fuel Prices — Stewart Crossing

	Furnace Oil	Arctic Stove Oil	Propane (500-gallon tank cost)
22-Apr-20	110.3	113.4	-
8-Apr-20	115.3	118.4	-
25-Mar-20	n/a	n/a	-
11-Mar-20	127.9	131.0	-
26-Feb-20	n/a	n/a	-
12-Feb-20	138.3	141.5	-
29-Jan-20	138.3	141.5	-
15-Jan-20	143.6	146.7	-
2-Jan-20	143.6	146.7	-
18-Dec-19	143.6	146.7	-
4-Dec-19	143.6	146.7	-
20-Nov-19	138.3	141.5	-
6-Nov-19	138.3	141.5	-
23-Oct-19	133.1	136.2	-
9-Oct-19	n/a	n/a	-
25-Sep-19	125.7	128.9	-
11-Sep-19	125.7	128.9	-
28-Aug-19	n/a	n/a	-
14-Aug-19	125.7	128.9	-
31-Jul-19	125.7	128.9	-
17-Jul-19	125.7	128.9	-
3-Jul-19	130.3	133.5	-
19-Jun-19	130.3	133.5	-
5-Jun-19	130.3	133.5	-
21-May-19	130.3	133.5	-
8-May-19	n/a	n/a	-
24-Apr-19	130.3	133.5	-
10-Apr-19	127.2	130.3	-
Mar '19	127.2	130.3	-
Feb '19	125.1	128.2	-
Jan '19	118.8	121.9	-
Dec '18	129.3	132.4	-
Nov '18	137.7	140.9	-
Oct '18	137.7	140.9	-
Sep '18	n/a	n/a	-
Aug '18	128.0	131.4	-
Jul '18	n/a	n/a	-
Jun '18	132.9	136.1	-
May '18	124.5	127.7	-
Apr '18	124.5	127.7	-
Mar '18	124.3	125.9	-
Feb '18	124.5	127.7	-
Jan '18	128.0	131.2	-
Dec '17	124.5	127.7	-
Nov '17	124.5	127.7	-
Oct '17	114.1	117.2	-
Sep '17	107.5	110.6	-
Aug '17	104.1	107.2	-
Jul '17	104.1	107.2	-
Jun '17	104.1	107.2	-
May '17	104.1	107.2	-
Apr '17	108.8	111.9	-

Residential Heating Fuel Prices — Tagish & Teslin

	Tagish		
	Furnace Oil	Arctic Stove Oil	Propane (500-gallon tank cost)
22-Apr-20	107.8	109.3	-
8-Apr-20	112.9	116.0	-
25-Mar-20	n/a	107.1	-
11-Mar-20	125.5	128.6	-
26-Feb-20	n/a	n/a	-
12-Feb-20	135.9	131.0	-
29-Jan-20	135.9	137.8	-
15-Jan-20	141.2	144.3	-
2-Jan-20	141.2	145.7	-
18-Dec-19	141.2	140.4	-
4-Dec-19	141.2	140.4	-
20-Nov-19	135.9	135.2	-
6-Nov-19	135.9	137.8	-
23-Oct-19	130.7	133.8	-
9-Oct-19	n/a	n/a	-
25-Sep-19	123.3	126.5	-
11-Sep-19	123.3	125.2	-
28-Aug-19	130.2	130.2	-
14-Aug-19	126.8	128.3	-
31-Jul-19	126.2	127.8	-
17-Jul-19	126.2	127.8	-
3-Jul-19	128.7	130.3	-
19-Jun-19	128.7	130.3	-
5-Jun-19	128.7	130.3	-
21-May-19	128.7	130.3	-
8-May-19	129.2	129.2	-
24-Apr-19	128.7	130.3	-
10-Apr-19	125.1	128.2	-
Mar '19	120.3	122.9	-
Feb '19	119.3	121.9	-
Jan '19	117.7	120.5	-
Dec '18	127.1	130.3	-
Nov '18	134.5	135.9	-
Oct '18	134.0	133.4	-
Sep '18	116.6	131.3	-
Aug '18	128.9	132.5	-
Jul '18	n/a	134.1	-
Jun '18	130.3	135.2	-
May '18	121.9	130.1	-
Apr '18	121.9	126.1	-
Mar '18	121.9	125.3	-
Feb '18	121.9	125.1	-
Jan '18	125.4	128.5	-
Dec '17	121.9	123.2	-
Nov '17	121.9	123.1	-
Oct '17	111.5	114.3	-
Sep '17	108.2	107.4	-
Aug '17	103.4	108.2	-
Jul '17	102.9	110.0	-
Jun '17	103.6	110.0	-
May '17	104.4	110.0	-
Apr '17	108.1	115.0	-

	Teslin		
	Furnace Oil	Arctic Stove Oil	Propane (500-gallon tank cost)
22-Apr-20	108.7	111.3	135.3
8-Apr-20	113.7	116.8	136.4
25-Mar-20	n/a	110.3	138.5
11-Mar-20	126.3	129.4	140.6
26-Feb-20	n/a	n/a	140.6
12-Feb-20	136.8	133.0	140.6
29-Jan-20	136.8	139.8	144.8
15-Jan-20	142.0	145.2	143.7
2-Jan-20	142.0	147.7	133.8
18-Dec-19	142.0	142.4	146.5
4-Dec-19	142.0	142.4	146.5
20-Nov-19	136.8	137.2	128.3
6-Nov-19	136.8	139.8	128.3
23-Oct-19	131.5	134.7	130.7
9-Oct-19	n/a	n/a	123.2
25-Sep-19	124.2	127.3	123.2
11-Sep-19	124.2	129.3	n/a
28-Aug-19	132.3	132.3	124.2
14-Aug-19	128.2	129.8	124.2
31-Jul-19	127.2	128.8	124.2
17-Jul-19	127.2	128.8	n/a
3-Jul-19	129.6	131.1	124.2
19-Jun-19	129.6	131.1	124.2
5-Jun-19	129.6	131.1	124.2
21-May-19	129.6	131.1	124.2
8-May-19	130.2	130.2	124.2
24-Apr-19	129.6	131.1	124.2
10-Apr-19	125.8	128.9	124.2
Mar '19	121.7	119.7	124.2
Feb '19	120.7	119.7	119.0
Jan '19	119.1	123.2	119.0
Dec '18	128.9	131.8	115.7
Nov '18	135.9	138.6	117.1
Oct '18	135.4	134.4	115.5
Sep '18	118.7	121.8	113.2
Aug '18	128.9	132.1	111.3
Jul '18	n/a	n/a	109.0
Jun '18	131.0	134.2	109.0
May '18	122.6	125.8	122.1
Apr '18	122.6	125.8	121.6
Mar '18	122.6	125.8	123.5
Feb '18	122.6	125.8	129.2
Jan '18	126.1	128.8	129.2
Dec '17	122.6	121.8	124.5
Nov '17	122.6	121.5	120.2
Oct '17	112.2	112.8	117.7
Sep '17	107.8	107.0	108.4
Aug '17	101.7	105.3	108.9
Jul '17	101.2	105.3	99.9
Jun '17	101.8	105.3	97.1
May '17	102.7	105.3	95.9
Apr '17	106.3	110.0	107.9

Residential Heating Fuel Prices — Watson Lake

	Furnace Oil	Arctic Stove Oil	Propane (500-gallon tank cost)
22-Apr-20	111.8	116.3	135.3
8-Apr-20	116.9	120.0	136.4
25-Mar-20	n/a	117.6	138.5
11-Mar-20	129.5	132.6	140.6
26-Feb-20	n/a	n/a	140.6
12-Feb-20	139.9	138.2	140.6
29-Jan-20	139.9	145.0	144.8
15-Jan-20	145.2	148.3	143.7
2-Jan-20	145.2	152.9	133.8

18-Dec-19	145.2	147.7	146.5
4-Dec-19	145.2	147.7	146.5
20-Nov-19	139.9	142.4	128.3
6-Nov-19	139.9	145.0	128.3
23-Oct-19	134.7	137.8	130.7
9-Oct-19	n/a	n/a	123.2
25-Sep-19	127.3	130.5	123.2
11-Sep-19	127.3	130.5	n/a
28-Aug-19	n/a	n/a	124.2
14-Aug-19	127.3	130.5	124.2
31-Jul-19	127.3	130.5	124.2
17-Jul-19	127.3	130.5	n/a
3-Jul-19	128.1	131.3	124.2
19-Jun-19	128.1	131.3	124.2
5-Jun-19	128.1	131.3	124.2
21-May-19	128.1	131.3	124.2
8-May-19	n/a	n/a	124.2
24-Apr-19	128.1	131.3	124.2
10-Apr-19	125.0	128.1	124.2

	Furnace Oil	Arctic Stove Oil	Propane (500-gallon tank cost)
Mar '19	125.0	128.1	124.2
Feb '19	122.9	126.0	119.0
Jan '19	116.6	119.7	119.0

Dec '18	127.1	130.2	115.7
Nov '18	135.5	138.6	117.1
Oct '18	135.5	138.6	115.5
Sep '18	n/a	n/a	113.2
Aug '18	128.1	131.3	111.3
Jul '18	n/a	n/a	109.0
Jun '18	130.2	133.4	109.0
May '18	121.8	125.0	122.1
Apr '18	121.8	125.0	121.6
Mar '18	121.8	125.0	123.5
Feb '18	121.8	125.0	129.2
Jan '18	125.3	128.9	129.2

Dec '17	121.8	126.1	124.5
Nov '17	121.8	126.1	120.2
Oct '17	111.4	116.1	117.7
Sep '17	109.1	108.2	108.4
Aug '17	104.0	104.5	108.9
Jul '17	103.4	104.5	99.9
Jun '17	104.1	104.5	97.1
May '17	104.9	104.5	95.9
Apr '17	108.6	109.2	107.9

Next release: May 22, 2020