



Yukon Fuel Price Survey April 2021

Retail Motor Fuel Prices in Yukon

	Self-serve			% Change Apr 22, 2020 to Apr 21, 2021		
	regular	premium	diesel	regular	premium	diesel
Whitehorse	138.8	147.9	140.7	45.8%	40.6%	17.7%
Beaver Creek	154.9	174.9	169.9	12.2%	10.0%	10.3%
Burwash Landing	145.9	155.9	144.9	n/a	n/a	n/a
Carcross	148.9	-	149.9	40.6%	-	15.4%
Carmacks	148.9	158.9	147.9	49.0%	38.3%	19.4%
Dawson City	144.2	159.9	146.4	20.3%	33.4%	1.0%
Destruction Bay	n/a	n/a	n/a	n/a	n/a	n/a
Eagle Plains	n/a	-	n/a	n/a	-	n/a
Faro	149.9	-	152.9	36.4%	-	16.8%
Haines Junction	144.4	153.2	147.2	34.5%	42.0%	12.2%
Jake's Corner	139.9	150.9	142.9	45.9%	n/a	n/a
Mayo	139.0	-	140.9	n/a	-	n/a
Pelly Crossing	145.9	152.9	140.9	45.9%	8.5%	48.3%
Ross River	144.9	-	147.9	21.9%	-	18.4%
Stewart Crossing	149.9	160.9	152.9	n/a	n/a	n/a
Teslin	144.9	n/a	146.9	31.8%	n/a	13.1%
Watson Lake	135.9	145.9	139.9	38.8%	35.1%	22.7%

As of April 21, 2021, where prices were available, average **regular self-serve** gasoline prices ranged from 135.9¢ per litre in Watson Lake to 154.9¢ per litre in Beaver Creek; a difference of 19.0¢. In communities offering **premium self-serve** gasoline, prices ranged from 145.9¢ in Watson Lake to 174.9¢ in Beaver Creek; a difference of 29.0¢. **Diesel self-serve**, where prices were available, ranged from 139.9¢ in Watson Lake to 169.9¢ in Beaver Creek; a difference of 30.0¢ per litre.

Comparing April 21, 2021 to April 22, 2020, **regular self-serve** gasoline prices increased in all Yukon communities with the largest percentage increase in Carmacks (49.0%). **Diesel self-serve** prices increased in all Yukon communities with the largest percentage increase in Pelly Crossing (48.3%).

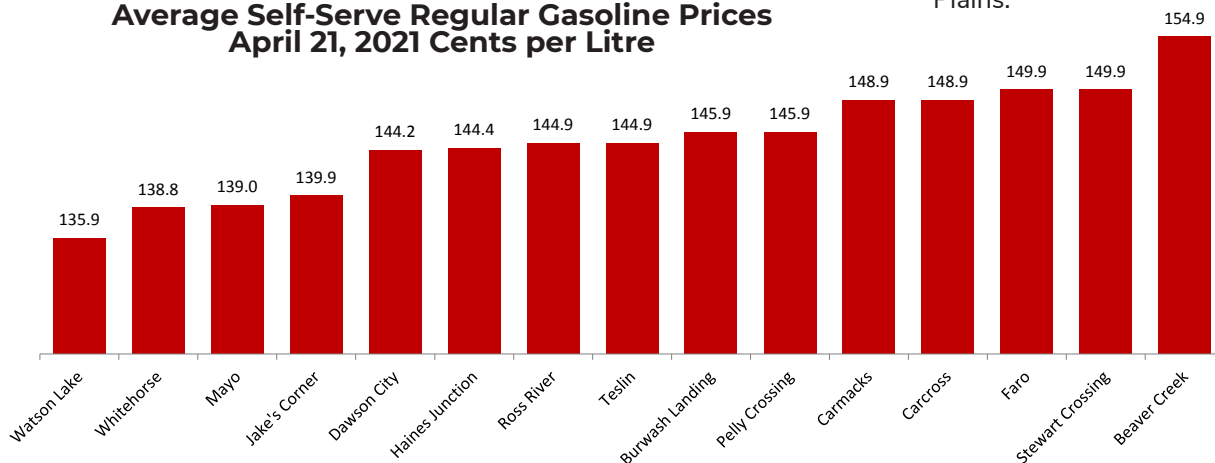
	Full-serve				% Change Apr 22, 2020 to Apr 21, 2021			
	regular	premium	diesel	propane	regular	premium	diesel	propane
Whitehorse	139.9	149.9	142.9	111.2	45.9%	41.5%	26.6%	8.8%
Dawson City	-	-	-	135.0	-	-	-	n/a
Destruction Bay	-	-	-	n/a	-	-	-	n/a
Eagle Plains	-	-	-	n/a	-	-	-	n/a
Teslin	-	-	-	110.0	-	-	-	0.0%
Watson Lake	-	-	-	113.9	-	-	-	0.9%

In communities offering **full-serve propane** fuel services, where prices were available, prices ranged from 110.0¢ per litre in Dawson City to 135.0¢ per litre in Teslin; a difference of 25.0¢. Year-over-year, prices of full-serve propane increased in Whitehorse and Watson Lake; remained the same in Teslin; and were unavailable for Dawson City, Destruction Bay and Eagle Plains.

Notes:

All prices are Canadian cents per litre, including all applicable taxes.
 "n/a" indicates this information was not available for the reporting period.
 "-" Indicates this service was not available in this community at this time.

Average Self-Serve Regular Gasoline Prices April 21, 2021 Cents per Litre



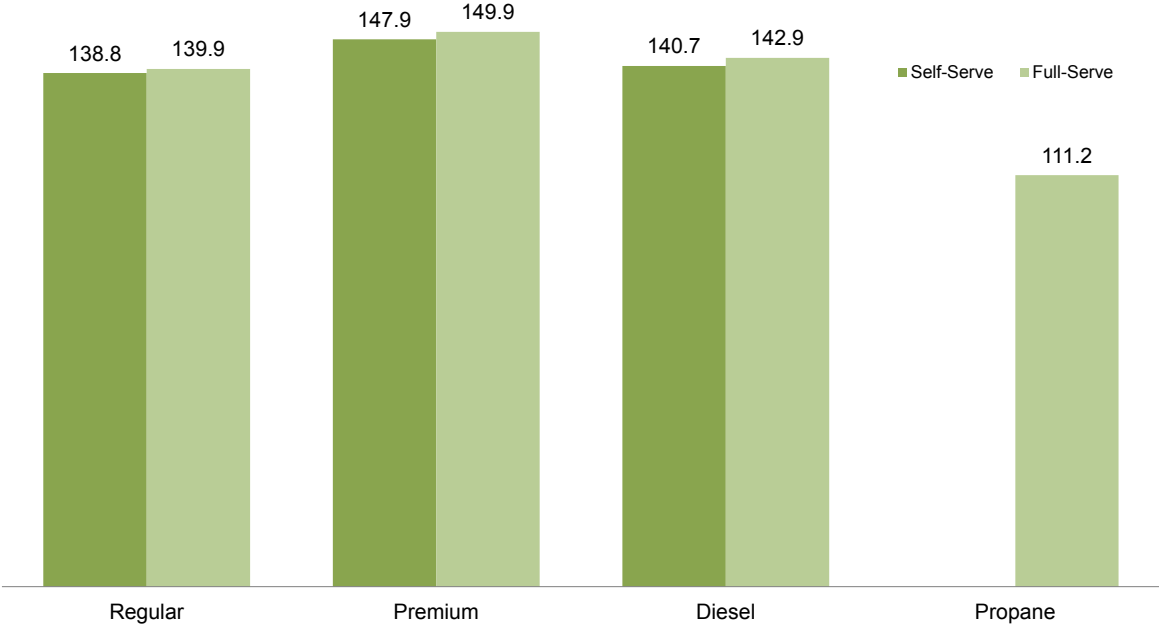
The prices for Destruction Bay and Eagle Plains were unavailable.

Retail Motor Fuel Prices — Whitehorse

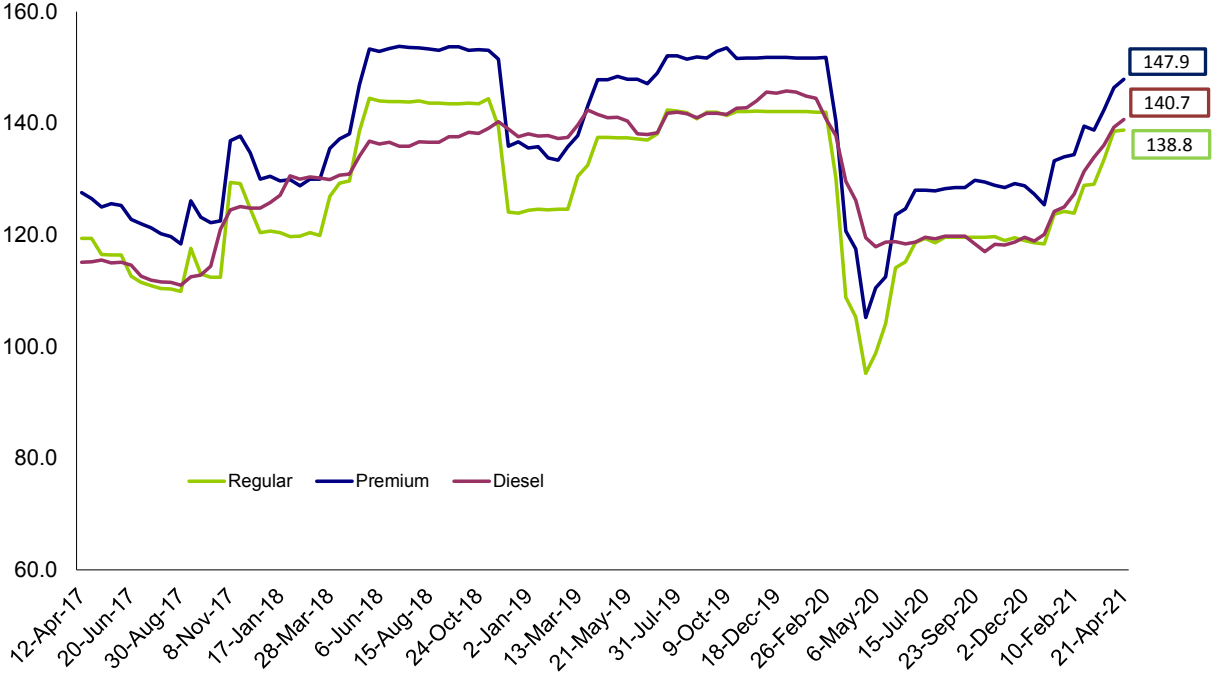
	Self-serve			Full-serve			
	regular	premium	diesel	regular	premium	diesel	propane
21-Apr-21	138.8	147.9	140.7	139.9	149.9	142.9	111.2
7-Apr-21	138.6	146.4	139.3	135.9	145.9	138.9	107.2
24-Mar-21	133.5	142.4	136.1	134.9	144.9	137.9	107.9
10-Mar-21	129.1	138.8	133.9	129.9	139.9	137.9	109.9
24-Feb-21	128.9	139.5	131.4	129.9	139.9	139.9	112.9
10-Feb-21	123.9	134.4	127.3	124.9	134.9	130.9	111.6
27-Jan-21	124.2	134.0	125.0	124.9	129.9	125.9	111.6
13-Jan-21	123.7	133.3	124.2	124.9	134.9	125.9	110.2
30-Dec-20	118.4	125.4	120.1	119.9	123.9	119.9	104.9
16-Dec-20	118.6	127.3	118.9	119.9	129.9	119.9	104.9
2-Dec-20	119.0	128.8	119.6	119.9	130.4	119.9	104.9
18-Nov-20	119.5	129.2	118.7	118.4	128.9	118.4	104.9
4-Nov-20	119.0	128.5	118.2	118.4	126.9	118.4	108.2
21-Oct-20	119.7	128.9	118.3	118.4	126.9	118.4	104.9
7-Oct-20	119.6	129.5	117.0	118.2	126.9	115.9	104.9
23-Sep-20	119.6	129.8	118.4	118.2	126.9	118.2	107.2
9-Sep-20	119.6	128.5	119.8	118.2	126.9	118.2	108.2
26-Aug-20	119.6	128.5	119.8	119.7	129.9	119.7	107.2
12-Aug-20	119.6	128.3	119.8	119.7	129.9	119.7	108.2
29-Jul-20	118.6	127.9	119.3	119.4	128.9	119.4	105.2
15-Jul-20	119.4	128.0	119.6	119.9	127.9	119.9	104.2
2-Jul-20	118.6	128.0	118.7	119.9	127.9	119.9	108.2
17-Jun-20	115.2	124.7	118.4	117.2	124.9	119.6	106.9
3-Jun-20	114.1	123.6	118.8	114.9	125.4	119.9	104.3
20-May-20	104.1	112.5	118.7	104.9	110.4	119.2	104.2
6-May-20	98.8	110.5	117.9	101.9	111.9	115.2	103.6
22-Apr-20	95.2	105.2	119.5	95.9	105.9	112.9	102.2
8-Apr-20	105.3	117.5	126.2	105.9	126.4	133.4	102.2
Mar '20	119.5	130.6	133.7	120.1	135.5	138.4	103.3
Feb '20	142.0	151.8	142.7	142.6	153.2	143.7	106.8
Jan '20	142.1	151.7	145.4	142.6	153.2	145.7	106.8
Dec '19	142.1	151.8	145.5	142.9	153.6	146.9	106.2
Nov '19	142.2	151.7	143.4	142.9	153.4	143.6	104.9
Oct '19	141.8	152.6	142.2	142.9	153.5	142.2	102.9
Sep '19	142.0	152.3	141.8	142.9	153.7	143.1	100.8
Aug '19	141.4	151.7	141.4	142.9	153.9	142.9	101.0
Jul '19	140.9	151.1	140.7	141.8	152.9	140.6	101.1
Jun '19	137.1	147.5	138.1	137.3	149.5	138.9	100.7
May '19	137.4	148.2	140.8	137.9	150.1	140.9	101.5
Apr '19	137.5	147.8	141.3	137.9	149.9	141.4	100.9
Mar '19	131.5	140.5	141.1	132.9	143.6	142.4	100.1
Feb '19	124.6	134.6	137.4	124.9	136.3	138.5	99.3
Jan '19	124.5	135.1	137.9	124.9	137.4	138.9	99.9
Dec '18	124.0	136.3	138.3	124.3	139.6	138.1	102.4
Nov '18	141.9	152.3	139.7	142.4	152.1	138.8	102.4
Oct '18	143.6	153.2	138.3	143.9	152.9	136.9	101.1
Sep '18	143.5	153.7	137.6	144.9	152.9	137.9	100.4
Aug '18	143.7	153.3	136.6	144.9	152.9	137.9	100.2
Jul '18	143.9	153.7	135.9	144.9	152.4	136.6	99.7
Jun '18	144.0	153.2	136.5	144.9	153.9	137.1	102.6
May '18	141.6	150.1	135.5	142.4	150.3	135.6	100.7
Apr '18	129.5	137.7	130.8	129.9	137.9	130.9	100.4

Retail Motor Fuel Prices — Whitehorse

Average Fuel Prices, as of April 21, 2021
(cents per litre)



Average Self-Serve Bi-weekly Fuel Prices,
April 2016 - April 2021
(cents per litre)



Retail Motor Fuel Prices - Beaver Creek & Burwash Landing

	Beaver Creek Self-serve		
	regular	premium	diesel
21-Apr-21	154.9	174.9	169.9
7-Apr-21	154.9	174.9	169.9
24-Mar-21	154.9	174.9	169.9
10-Mar-21	139.9	159.9	169.9
24-Feb-21	139.9	159.9	159.9
10-Feb-21	139.9	159.9	159.9
27-Jan-21	139.9	159.9	159.9
13-Jan-21	139.9	154.9	154.9

30-Dec-20	139.9	154.9	154.9
16-Dec-20	n/a	n/a	n/a
2-Dec-20	154.9	165.9	165.9
18-Nov-20	149.9	159.9	154.9
4-Nov-20	149.9	159.9	154.9
21-Oct-20	149.0	159.0	154.9
7-Oct-20	144.9	159.0	154.9
23-Sep-20	144.9	159.0	154.9
9-Sep-20	149.9	169.0	154.9
26-Aug-20	149.9	159.9	154.9
12-Aug-20	149.9	159.9	154.9
29-Jul-20	149.9	159.9	154.9
15-Jul-20	149.9	159.9	154.9
2-Jul-20	149.9	159.9	154.9
17-Jun-20	149.9	159.9	154.9
3-Jun-20	138.9	159.9	154.9
20-May-20	138.9	159.9	154.9
6-May-20	138.0	159.0	154.0
22-Apr-20	138.0	159.0	154.0
8-Apr-20	138.9	169.9	154.9

Mar '20	153.9	169.9	169.9
Feb '20	158.9	169.9	174.9
Jan '20	158.9	169.9	174.9

Dec '19	158.9	169.9	174.9
Nov '19	157.9	169.9	165.9
Oct '19	157.1	169.5	163.8
Sep '19	157.1	165.0	160.8
Aug '19	157.2	169.9	160.9
Jul '19	157.2	169.9	160.9
Jun '19	157.2	166.4	159.8
May '19	158.9	169.9	169.9
Apr '19	154.9	169.9	169.9
Mar '19	149.9	169.9	169.9
Feb '19	147.4	169.9	169.9
Jan '19	149.9	166.6	166.6

Dec '18	154.9	169.9	169.9
Nov '18	159.9	169.9	164.9
Oct '18	158.8	169.9	157.8
Sep '18	158.0	169.9	157.0
Aug '18	157.6	169.9	150.9
Jul '18	157.6	169.9	148.6
Jun '18	158.9	169.9	148.6
May '18	151.1	159.9	147.6
Apr '18	144.9	159.9	159.9

	Burwash Landing Self-serve		
	regular	premium	diesel
21-Apr-21	145.9	155.9	144.9
7-Apr-21	155.9	145.9	144.9
24-Mar-21	122.2	123.2	118.3
10-Mar-21	n/a	n/a	n/a
24-Feb-21	129.9	139.9	134.9
10-Feb-21	n/a	n/a	n/a
27-Jan-21	124.0	134.0	129.0
13-Jan-21	n/a	n/a	n/a

30-Dec-20	n/a	n/a	n/a
16-Dec-20	n/a	n/a	n/a
2-Dec-20	n/a	n/a	n/a
18-Nov-20	n/a	n/a	n/a
4-Nov-20	126.5	136.8	122.5
21-Oct-20	126.5	136.8	122.5
7-Oct-20	126.5	136.8	122.5
23-Sep-20	n/a	n/a	n/a
9-Sep-20	n/a	n/a	n/a
26-Aug-20	123.5	133.1	125.1
12-Aug-20	128.3	133.1	129.4
29-Jul-20	n/a	n/a	n/a
15-Jul-20	127.6	133.1	126.5
2-Jul-20	124.9	132.9	122.9
17-Jun-20	n/a	n/a	n/a
3-Jun-20	105.9	113.9	129.9
20-May-20	105.9	113.9	129.9
6-May-20	105.9	113.9	129.9
22-Apr-20	n/a	n/a	n/a
8-Apr-20	n/a	n/a	n/a

Mar '20	142.9	152.9	142.9
Feb '20	142.9	n/a	n/a
Jan '20	142.9	152.9	142.9

Dec '19	142.9	152.9	142.9
Nov '19	142.9	152.9	142.9
Oct '19	142.9	152.9	142.9
Sep '19	142.9	152.9	142.9
Aug '19	142.9	152.9	142.9
Jul '19	140.4	150.4	141.4
Jun '19	132.9	142.9	139.9
May '19	132.9	142.9	139.9
Apr '19	n/a	n/a	n/a
Mar '19	126.0	136.0	138.9
Feb '19	126.0	136.0	138.9
Jan '19	133.5	144.5	138.9

Dec '18	140.9	152.9	138.9
Nov '18	147.9	157.9	138.4
Oct '18	147.9	157.9	138.9
Sep '18	n/a	n/a	n/a
Aug '18	145.9	155.9	138.2
Jul '18	144.9	154.9	137.9
Jun '18	144.9	154.9	137.9
May '18	137.4	147.4	131.9
Apr '18	129.9	139.9	135.9

Retail Motor Fuel Prices — Carcross & Carmacks

	Carcross Self-serve				Carmacks Self-serve		
	regular	premium	diesel		regular	premium	diesel
21-Apr-21	148.9	-	149.9	21-Apr-21	148.9	158.9	147.9
7-Apr-21	148.9	-	149.9	7-Apr-21	144.9	154.9	145.9
24-Mar-21	148.9	-	149.9	24-Mar-21	142.9	152.9	145.9
10-Mar-21	144.9	-	145.9	10-Mar-21	136.9	146.9	139.9
24-Feb-21	144.9	-	145.9	24-Feb-21	136.9	146.9	136.9
10-Feb-21	138.9	-	144.9	10-Feb-21	129.9	139.9	136.9
27-Jan-21	138.9	-	139.9	27-Jan-21	123.7	133.2	123.7
13-Jan-21	138.9	-	139.9	13-Jan-21	129.9	139.9	129.9
30-Dec-20	135.9	-	135.9	30-Dec-20	129.9	139.9	119.9
16-Dec-20	135.9	-	135.9	16-Dec-20	129.9	139.9	119.9
2-Dec-20	135.9	-	135.9	2-Dec-20	129.9	139.9	119.9
18-Nov-20	135.9	-	135.9	18-Nov-20	129.9	139.9	119.9
4-Nov-20	135.9	-	135.9	4-Nov-20	129.9	139.9	119.9
21-Oct-20	135.9	-	129.9	21-Oct-20	129.9	139.9	119.9
7-Oct-20	135.9	-	129.9	7-Oct-20	129.9	139.9	124.9
23-Sep-20	129.9	-	134.9	23-Sep-20	129.7	139.9	124.9
9-Sep-20	129.9	-	135.9	9-Sep-20	129.9	139.9	124.9
26-Aug-20	135.9	-	129.9	26-Aug-20	129.9	139.9	124.9
12-Aug-20	135.9	-	129.9	12-Aug-20	129.9	139.9	122.1
29-Jul-20	135.9	-	129.9	29-Jul-20	129.9	139.9	124.9
15-Jul-20	131.9	-	129.9	15-Jul-20	129.9	139.9	109.9
2-Jul-20	135.9	-	129.9	2-Jul-20	133.9	139.4	120.9
17-Jun-20	129.9	-	129.9	17-Jun-20	125.9	135.9	118.9
3-Jun-20	125.9	-	129.9	3-Jun-20	118.9	128.9	118.9
20-May-20	115.9	-	129.9	20-May-20	108.9	118.9	121.4
6-May-20	105.9	-	129.9	6-May-20	108.9	118.9	121.4
22-Apr-20	105.9	-	129.9	22-Apr-20	99.9	114.9	123.9
8-Apr-20	119.9	-	129.9	8-Apr-20	119.9	129.9	129.9
Mar '20	148.9	-	153.9	Mar '20	138.2	148.2	149.9
Feb '20	152.9	-	157.9	Feb '20	152.9	162.9	159.9
Jan '20	152.9	-	157.9	Jan '20	152.9	162.9	165.9
Dec '19	152.9	-	157.9	Dec '19	152.9	162.9	155.9
Nov '19	152.9	-	157.9	Nov '19	152.9	162.9	155.9
Oct '19	149.9	-	154.9	Oct '19	152.9	162.9	155.9
Sep '19	149.9	-	154.9	Sep '19	152.9	162.9	155.9
Aug '19	149.9	-	154.9	Aug '19	152.9	162.9	155.9
Jul '19	149.9	-	154.9	Jul '19	152.9	162.9	155.9
Jun '19	147.9	-	154.9	Jun '19	152.9	160.4	154.9
May '19	147.9	-	154.9	May '19	152.9	160.4	154.9
Apr '19	147.9	-	154.9	Apr '19	147.2	157.2	151.9
Mar '19	139.9	-	149.9	Mar '19	134.9	144.9	146.9
Feb '19	134.9	-	149.9	Feb '19	129.9	139.9	142.4
Jan '19	134.9	-	149.9	Jan '19	129.9	139.9	144.6
Dec '18	134.9	-	149.9	Dec '18	133.4	146.7	152.2
Nov '18	152.4	-	154.9	Nov '18	149.9	162.4	155.9
Oct '18	154.9	-	154.9	Oct '18	154.9	164.9	152.4
Sep '18	154.9	-	154.9	Sep '18	154.9	163.7	153.4
Aug '18	154.9	-	154.9	Aug '18	158.2	166.6	151.4
Jul '18	154.9	-	154.9	Jul '18	157.4	162.4	149.7
Jun '18	154.9	-	152.4	Jun '18	153.7	157.4	147.9
May '18	149.9	-	149.9	May '18	149.9	154.4	146.4
Apr '18	138.9	-	144.9	Apr '18	139.9	152.2	141.4

Retail Motor Fuel Prices — Dawson City & Destruction Bay

	Dawson City Self-serve			Full-serve
	regular	premium	diesel	propane
21-Apr-21	144.2	159.9	146.4	135.0
7-Apr-21	146.9	158.4	149.2	135.0
24-Mar-21	143.2	155.9	147.1	135.0
10-Mar-21	139.2	149.5	142.7	135.0
24-Feb-21	136.8	149.7	141.6	135.0
10-Feb-21	130.6	149.5	133.3	n/a
27-Jan-21	136.2	152.0	137.7	n/a
13-Jan-21	131.8	146.7	134.2	n/a
30-Dec-20	127.1	146.5	129.5	n/a
16-Dec-20	126.5	144.9	128.8	n/a
2-Dec-20	133.2	149.9	133.1	135.0
18-Nov-20	133.2	149.9	133.1	135.0
4-Nov-20	130.2	149.9	130.1	135.0
21-Oct-20	140.4	149.9	140.2	135.0
7-Oct-20	140.4	148.9	140.2	125.0
23-Sep-20	140.4	148.9	139.7	125.0
9-Sep-20	140.4	148.9	139.7	125.0
26-Aug-20	140.4	148.9	139.7	125.0
12-Aug-20	140.4	148.9	139.6	125.0
29-Jul-20	131.7	148.9	131.1	125.0
15-Jul-20	140.4	148.9	139.6	125.0
2-Jul-20	126.9	148.4	129.3	125.0
17-Jun-20	126.4	147.4	128.1	n/a
3-Jun-20	122.1	140.8	128.1	n/a
20-May-20	121.0	128.0	128.0	n/a
6-May-20	108.2	128.5	126.0	n/a
22-Apr-20	119.9	119.9	144.9	n/a
8-Apr-20	115.9	122.9	144.5	n/a
Mar '20	143.4	147.3	147.8	n/a
Feb '20	149.9	156.3	157.8	n/a
Jan '20	150.7	158.4	164.9	n/a
Dec '19	152.7	164.5	158.4	135.0
Nov '19	155.0	164.7	160.5	135.0
Oct '19	154.0	164.4	153.7	135.0
Sep '19	158.9	164.9	155.8	135.0
Aug '19	155.2	166.7	152.1	135.0
Jul '19	154.9	167.3	154.0	135.0
Jun '19	155.5	167.1	156.3	135.0
May '19	157.4	168.4	160.9	135.0
Apr '19	150.7	168.4	155.9	n/a
Mar '19	141.4	158.2	154.3	n/a
Feb '19	138.3	153.4	150.2	n/a
Jan '19	136.1	151.8	148.1	n/a
Dec '18	139.0	169.5	151.0	n/a
Nov '18	155.4	173.0	154.2	135.0
Oct '18	154.6	172.0	151.8	135.0
Sep '18	154.6	172.0	151.2	135.0
Aug '18	154.6	171.4	150.6	135.0
Jul '18	154.6	172.0	150.5	135.0
Jun '18	154.6	172.0	150.3	135.0
May '18	153.3	163.4	149.7	135.0
Apr '18	142.6	152.7	142.2	135.0

	Destruction Bay Self-serve			Full-serve
	regular	premium	diesel	propane
21-Apr-21	n/a	n/a	n/a	n/a
7-Apr-21	150.9	166.9	152.9	136.9
24-Mar-21	n/a	n/a	n/a	n/a
10-Mar-21	148.9	164.9	156.9	136.9
24-Feb-21	146.9	162.9	153.9	136.9
10-Feb-21	n/a	n/a	n/a	n/a
27-Jan-21	n/a	n/a	n/a	n/a
13-Jan-21	n/a	n/a	n/a	n/a
30-Dec-20	n/a	n/a	n/a	n/a
16-Dec-20	129.9	145.9	139.9	136.9
2-Dec-20	n/a	n/a	n/a	n/a
18-Nov-20	n/a	n/a	n/a	n/a
4-Nov-20	129.9	145.9	131.9	136.9
21-Oct-20	129.9	145.9	131.9	136.9
7-Oct-20	133.9	149.9	130.9	136.9
23-Sep-20	133.9	149.9	124.9	136.9
9-Sep-20	133.9	149.9	124.9	136.9
26-Aug-20	133.9	149.9	124.9	136.9
12-Aug-20	n/a	n/a	n/a	n/a
29-Jul-20	n/a	n/a	n/a	n/a
15-Jul-20	133.9	149.9	125.9	136.9
2-Jul-20	n/a	n/a	n/a	n/a
17-Jun-20	n/a	n/a	n/a	n/a
3-Jun-20	n/a	n/a	n/a	n/a
20-May-20	n/a	n/a	n/a	n/a
6-May-20	n/a	n/a	n/a	n/a
22-Apr-20	n/a	n/a	n/a	n/a
8-Apr-20	n/a	n/a	n/a	n/a
Mar '20	142.9	158.9	150.9	136.9
Feb '20	142.9	158.9	149.9	136.9
Jan '20	142.9	158.9	156.9	136.9
Dec '19	143.9	159.9	162.9	136.9
Nov '19	141.9	157.9	156.9	136.9
Oct '19	141.9	157.9	152.9	136.9
Sep '19	142.4	156.4	143.9	136.9
Aug '19	140.9	154.9	141.9	137.9
Jul '19	145.9	159.6	142.9	136.9
Jun '19	149.9	162.9	147.9	136.9
May '19	150.9	163.9	149.9	136.9
Apr '19	n/a	n/a	n/a	n/a
Mar '19	140.9	153.9	149.9	136.9
Feb '19	130.9	143.9	144.9	136.9
Jan '19	133.6	146.6	148.6	136.9
Dec '18	142.9	155.9	156.9	138.5
Nov '18	145.9	158.9	154.4	140.0
Oct '18	153.4	166.4	157.4	138.5
Sep '18	155.9	168.9	150.9	136.9
Aug '18	153.2	166.2	148.9	136.9
Jul '18	154.4	167.4	149.9	136.9
Jun '18	155.4	163.4	153.9	136.9
May '18	154.4	166.9	149.9	140.0
Apr '18	150.4	160.4	145.4	135.0

Retail Motor Fuel Prices — Eagle Plains & Faro

	Eagle Plains Self-Serve			Full-serve propane	Faro Self-Serve			
	regular	premium	diesel		regular	premium	diesel	
21-Apr-21	n/a	-	n/a	n/a	21-Apr-21	149.9	-	152.9
7-Apr-21	150.0	-	150.0	144.0	7-Apr-21	149.9	-	152.9
24-Mar-21	150.0	-	150.0	144.0	24-Mar-21	143.9	-	147.9
10-Mar-21	140.0	-	145.0	144.0	10-Mar-21	133.9	-	139.9
24-Feb-21	140.0	-	145.0	144.0	24-Feb-21	n/a	-	n/a
10-Feb-21	140.0	-	145.0	144.0	10-Feb-21	134.9	-	139.9
27-Jan-21	142.0	-	145.0	144.0	27-Jan-21	130.9	-	134.9
13-Jan-21	142.0	-	140.0	144.0	13-Jan-21	130.9	-	134.9
30-Dec-20	142.0	-	140.0	144.0	30-Dec-20	130.9	-	134.9
16-Dec-20	142.0	-	140.0	144.0	16-Dec-20	130.9	-	134.9
2-Dec-20	142.0	-	140.0	144.0	2-Dec-20	130.9	-	129.9
18-Nov-20	140.0	-	145.0	144.0	18-Nov-20	130.9	-	129.9
4-Nov-20	140.0	-	145.0	144.0	4-Nov-20	130.9	-	129.9
21-Oct-20	140.0	-	145.0	144.0	21-Oct-20	130.9	-	129.9
7-Oct-20	140.0	-	145.0	144.0	7-Oct-20	130.9	-	120.9
23-Sep-20	140.0	-	145.0	144.0	23-Sep-20	130.9	-	120.9
9-Sep-20	140.0	-	145.0	144.0	9-Sep-20	130.9	-	120.9
26-Aug-20	140.0	-	140.0	144.0	26-Aug-20	n/a	-	n/a
12-Aug-20	140.0	-	145.0	144.0	12-Aug-20	130.9	-	120.9
29-Jul-20	140.0	-	145.0	144.0	29-Jul-20	130.9	-	120.9
15-Jul-20	140.0	-	145.0	144.0	15-Jul-20	133.9	-	123.9
2-Jul-20	n/a	-	n/a	n/a	2-Jul-20	133.9	-	123.9
17-Jun-20	140.0	-	145.0	144.0	17-Jun-20	126.9	-	120.9
3-Jun-20	170.0	-	145.0	144.0	3-Jun-20	n/a	-	n/a
20-May-20	170.0	-	145.0	144.0	20-May-20	112.9	-	120.9
6-May-20	170.0	-	145.0	144.0	6-May-20	109.9	-	120.9
22-Apr-20	170.0	-	145.0	144.0	22-Apr-20	109.9	-	130.9
8-Apr-20	170.0	-	145.0	144.0	8-Apr-20	119.9	-	130.9
Mar '20	170.0	-	166.0	144.0	Mar '20	135.9	-	147.9
Feb '20	170.0	-	166.0	144.0	Feb '20	153.9	-	156.9
Jan '20	170.0	-	161.0	142.7	Jan '20	154.9	-	157.9
Dec '19	170.0	-	161.0	142.0	Dec '19	154.6	-	157.6
Nov '19	170.0	-	163.5	142.0	Nov '19	154.3	-	157.3
Oct '19	170.0	-	161.0	144.0	Oct '19	154.3	-	157.3
Sep '19	170.0	-	161.0	144.0	Sep '19	154.3	-	157.3
Aug '19	170.0	-	163.5	144.0	Aug '19	154.3	-	157.3
Jul '19	170.0	-	162.7	144.0	Jul '19	154.3	-	157.3
Jun '19	165.0	-	160.0	140.0	Jun '19	149.9	-	151.9
May '19	165.0	-	160.0	140.0	May '19	153.9	-	155.9
Apr '19	165.0	-	157.5	140.0	Apr '19	146.9	-	150.9
Mar '19	165.0	-	155.0	140.0	Mar '19	135.9	-	147.4
Feb '19	165.0	-	155.0	140.0	Feb '19	130.9	-	145.9
Jan '19	165.0	-	155.0	140.0	Jan '19	130.9	-	145.9
Dec '18	155.0	-	155.0	140.0	Dec '18	138.4	-	152.7
Nov '18	155.0	-	155.0	140.0	Nov '18	154.9	-	142.5
Oct '18	160.0	-	157.5	140.0	Oct '18	154.9	-	142.5
Sep '18	165.0	-	155.0	140.0	Sep '18	154.9	-	142.5
Aug '18	161.7	-	155.0	140.0	Aug '18	158.2	-	147.2
Jul '18	160.0	-	155.0	140.0	Jul '18	154.9	-	152.5
Jun '18	n/a	-	n/a	n/a	Jun '18	153.9	-	153.5
May '18	n/a	-	n/a	n/a	May '18	151.9	-	150.5
Apr '18	n/a	-	n/a	n/a	Apr '18	139.9	-	145.5

Retail Motor Fuel Prices — Haines Junction

	Self-serve			Full-serve
	regular	premium	diesel	propane
21-Apr-21	144.4	153.2	147.2	-
7-Apr-21	144.4	153.2	147.2	-
24-Mar-21	137.6	148.4	142.9	-
10-Mar-21	133.9	143.2	142.7	-
24-Feb-21	133.2	143.2	138.4	-
10-Feb-21	129.2	138.2	136.7	-
27-Jan-21	128.4	137.2	134.7	-
13-Jan-21	126.9	139.2	132.9	-
30-Dec-20	123.2	131.6	126.9	-
16-Dec-20	124.2	133.2	128.2	-
2-Dec-20	123.2	131.6	126.9	-
18-Nov-20	123.2	131.6	126.9	-
4-Nov-20	123.2	131.6	126.9	-
21-Oct-20	123.2	131.6	126.9	-
7-Oct-20	123.9	133.2	126.9	-
23-Sep-20	122.7	130.2	126.9	-
9-Sep-20	122.7	131.6	126.9	-
26-Aug-20	122.7	131.6	126.9	-
12-Aug-20	122.7	130.2	126.9	-
29-Jul-20	122.7	131.6	126.9	-
15-Jul-20	122.7	131.6	126.9	-
2-Jul-20	122.7	131.6	126.9	-
17-Jun-20	118.9	126.6	126.9	-
3-Jun-20	114.7	124.2	125.7	-
20-May-20	106.4	114.6	126.2	-
6-May-20	101.4	107.9	127.4	-
22-Apr-20	107.4	107.9	131.2	-
8-Apr-20	114.9	117.6	138.2	-
Mar '20	132.3	138.1	144.3	-
Feb '20	147.3	155.9	150.7	-
Jan '20	147.0	155.9	150.7	n/a
Dec '19	147.6	155.9	149.6	n/a
Nov '19	147.6	155.9	148.7	n/a
Oct '19	147.3	155.9	147.6	n/a
Sep '19	147.5	155.9	148.1	n/a
Aug '19	147.5	155.9	148.1	n/a
Jul '19	146.5	155.1	147.1	n/a
Jun '19	142.3	153.2	144.5	n/a
May '19	140.8	149.9	146.2	n/a
Apr '19	141.2	150.9	146.9	n/a
Mar '19	133.6	139.2	140.8	n/a
Feb '19	128.9	136.9	139.9	n/a
Jan '19	128.9	136.9	139.9	n/a
Dec '18	136.7	139.9	144.0	n/a
Nov '18	148.2	155.4	148.6	n/a
Oct '18	148.7	157.9	147.0	100.0
Sep '18	146.5	157.9	144.2	100.0
Aug '18	147.5	158.2	146.0	100.0
Jul '18	147.2	157.9	142.6	100.0
Jun '18	147.8	157.9	145.4	100.0
May '18	144.7	155.4	141.8	100.0
Apr '18	132.2	142.9	136.6	100.0

Retail Motor Fuel Prices — Jake's Corner

	Self-serve			Full-serve
	regular	premium	diesel	propane
21-Apr-21	139.9	150.9	142.9	-
7-Apr-21	139.9	150.9	142.9	-
24-Mar-21	134.9	145.9	137.9	-
10-Mar-21	129.9	140.9	137.9	-
24-Feb-21	129.9	140.9	130.9	-
10-Feb-21	124.9	135.9	129.9	-
27-Jan-21	124.9	135.9	125.9	-
13-Jan-21	124.9	135.9	125.9	-
30-Dec-20	119.9	125.9	119.9	-
16-Dec-20	119.9	125.9	119.9	-
2-Dec-20	119.9	125.9	119.9	-
18-Nov-20	119.9	125.9	119.9	-
4-Nov-20	119.9	125.9	119.9	-
21-Oct-20	119.9	125.9	119.9	-
7-Oct-20	119.9	125.9	119.9	-
23-Sep-20	119.9	125.9	119.9	-
9-Sep-20	119.9	125.9	119.9	-
26-Aug-20	119.9	125.9	119.9	-
12-Aug-20	119.9	125.9	119.9	-
29-Jul-20	119.9	125.9	119.9	-
15-Jul-20	119.9	125.9	119.9	-
2-Jul-20	119.9	125.9	119.9	-
17-Jun-20	114.9	120.9	119.9	-
3-Jun-20	n/a	n/a	n/a	-
20-May-20	104.9	n/a	119.9	-
6-May-20	104.9	114.9	119.9	-
22-Apr-20	95.9	n/a	n/a	-
8-Apr-20	105.9	n/a	n/a	-
Mar '20	117.9	n/a	n/a	-
Feb '20	142.9	153.9	151.9	-
Jan '20	142.9	153.9	151.9	-
Dec '19	142.9	153.9	151.9	-
Nov '19	142.9	153.9	151.9	-
Oct '19	147.4	154.9	151.9	-
Sep '19	149.9	154.9	142.9	-
Aug '19	n/a	n/a	n/a	-
Jul '19	142.9	156.0	147.9	-
Jun '19	137.9	151.0	142.9	-
May '19	137.9	151.0	142.9	-
Apr '19	137.9	151.0	144.4	-
Mar '19	132.9	145.0	145.9	-
Feb '19	127.9	137.9	143.0	-
Jan '19	127.9	137.9	143.0	-
Dec '18	127.9	137.9	143.0	n/a
Nov '18	144.9	155.9	141.7	n/a
Oct '18	147.8	155.9	141.4	n/a
Sep '18	147.8	155.9	141.4	n/a
Aug '18	147.8	155.9	137.9	n/a
Jul '18	147.8	155.9	137.9	n/a
Jun '18	147.8	155.9	137.9	n/a
May '18	145.3	151.4	137.9	n/a
Apr '18	132.8	140.9	132.9	n/a

Retail Motor Fuel Prices — Mayo

	Self-serve			Full-serve	
	regular	premium	diesel	regular	diesel
21-Apr-21	139.0	-	140.9	-	-
7-Apr-21	145.9	-	147.9	-	-
24-Mar-21	140.9	-	143.9	-	-
10-Mar-21	136.9	-	137.9	-	-
24-Feb-21	131.9	-	135.9	-	-
10-Feb-21	125.6	-	127.5	-	-
27-Jan-21	130.9	-	131.9	-	-
13-Jan-21	129.9	-	129.9	-	-
30-Dec-20	122.8	-	122.8	-	-
16-Dec-20	122.8	-	122.8	-	-
2-Dec-20	127.9	-	127.9	-	-
18-Nov-20	127.9	-	127.9	-	-
4-Nov-20	121.8	-	121.8	-	-
21-Oct-20	n/a	-	n/a	-	-
7-Oct-20	n/a	-	n/a	-	-
23-Sep-20	n/a	-	n/a	-	-
9-Sep-20	n/a	-	n/a	-	-
26-Aug-20	n/a	-	n/a	-	-
12-Aug-20	n/a	-	n/a	-	-
29-Jul-20	118.8	-	117.9	-	-
15-Jul-20	n/a	-	n/a	-	-
2-Jul-20	114.9	-	121.8	-	-
17-Jun-20	114.9	-	121.8	-	-
3-Jun-20	114.9	-	121.8	-	-
20-May-20	n/a	-	n/a	-	-
6-May-20	103	-	124	-	-
22-Apr-20	n/a	-	n/a	-	-
8-Apr-20	n/a	-	n/a	-	-
Mar '20	146.6	-	148.1	-	-
Feb '20	153.1	-	153.1	-	-
Jan '20	149.9	-	147.9	-	-
Dec '19	149.9	-	149.4	-	-
Nov '19	149.9	-	147.9	-	-
Oct '19	142.8	-	140.9	-	-
Sep '19	n/a	-	n/a	-	-
Aug '19	141.4	-	144.1	-	-
Jul '19	146.2	-	145.6	-	-
Jun '19	144.0	-	145.9	-	-
May '19	146.9	-	151.9	-	-
Apr '19	146.9	-	153.4	-	-
Mar '19	137.9	-	149.9	-	-
Feb '19	133.9	-	144.9	-	-
Jan '19	132.2	-	143.6	-	-
Dec '18	125.8	-	139.0	-	-
Nov '18	146.9	-	141.4	-	-
Oct '18	143.4	-	134.1	-	-
Sep '18	144.7	-	135.1	-	-
Aug '18	144.7	-	135.1	n/a	n/a
Jul '18	144.7	-	135.1	n/a	n/a
Jun '18	144.7	-	135.1	n/a	n/a
May '18	149.4	-	141.9	n/a	n/a
Apr '18	138.4	-	136.5	n/a	n/a

Retail Motor Fuel Prices — Pelly Crossing & Ross River

	Pelly Crossing Self-serve		
	regular	premium	diesel
21-Apr-21	145.9	152.9	140.9
7-Apr-21	n/a	n/a	n/a
24-Mar-21	130.9	134.9	125.9
10-Mar-21	n/a	n/a	n/a
24-Feb-21	130.9	137.9	125.9
10-Feb-21	130.9	n/a	125.9
27-Jan-21	130.9	n/a	125.9
13-Jan-21	130.9	137.9	125.9

30-Dec-20	130.9	137.9	125.9
16-Dec-20	n/a	n/a	n/a
2-Dec-20	n/a	n/a	n/a
18-Nov-20	n/a	n/a	n/a
4-Nov-20	n/a	n/a	n/a
21-Oct-20	130.9	137.9	125.9
7-Oct-20	130.9	137.9	125.9
23-Sep-20	130.9	137.9	125.9
9-Sep-20	130.9	137.9	125.9
26-Aug-20	130.9	137.9	125.9
12-Aug-20	130.9	137.9	125.9
29-Jul-20	130.9	137.9	125.9
15-Jul-20	133.9	141.9	128.9
2-Jul-20	126.9	136.9	121.9
17-Jun-20	n/a	n/a	n/a
3-Jun-20	109.9	140.9	104.9
20-May-20	109.9	140.9	104.9
6-May-20	100.9	140.9	95.9
22-Apr-20	100.0	140.9	95.0
8-Apr-20	120.9	140.9	115.9

Mar '20	146.4	152.4	141.4
Feb '20	151.9	157.9	146.9
Jan '20	151.9	157.9	146.9

Dec '19	151.9	157.9	146.9
Nov '19	151.9	157.9	146.9
Oct '19	151.9	157.9	146.9
Sep '19	151.9	157.9	146.9
Aug '19	151.9	157.9	146.9
Jul '19	151.9	157.9	146.9
Jun '19	151.9	157.9	146.9
May '19	151.9	157.9	146.9
Apr '19	147.9	153.9	142.9
Mar '19	130.9	136.9	125.9
Feb '19	130.9	136.9	125.9
Jan '19	135.1	139.6	127.9

Dec '18	140.9	146.9	135.9
Nov '18	153.9	-	148.9
Oct '18	153.9	159.9	148.9
Sep '18	153.9	159.9	148.9
Aug '18	153.9	159.2	148.9
Jul '18	153.9	158.9	148.9
Jun '18	n/a	-	146.5
May '18	148.9	-	148.4
Apr '18	134.4	-	141.7

	Ross River Self-serve		
	regular	premium	diesel
21-Apr-21	144.9	-	147.9
7-Apr-21	134.9	-	135.9
24-Mar-21	134.9	-	135.9
10-Mar-21	134.9	-	135.9
24-Feb-21	130.9	-	128.9
10-Feb-21	129.9	-	127.9
27-Jan-21	129.9	-	127.9
13-Jan-21	129.9	-	125.9

30-Dec-20	n/a	-	n/a
16-Dec-20	129.9	-	125.9
2-Dec-20	129.9	-	125.9
18-Nov-20	n/a	-	n/a
4-Nov-20	119.9	-	125.9
21-Oct-20	119.9	-	125.9
7-Oct-20	129.9	-	119.9
23-Sep-20	129.9	-	119.9
9-Sep-20	129.9	-	119.9
26-Aug-20	129.9	-	119.9
12-Aug-20	n/a	-	n/a
29-Jul-20	132.9	-	129.9
15-Jul-20	132.9	-	129.9
2-Jul-20	116.9	-	121.9
17-Jun-20	116.9	-	121.9
3-Jun-20	102.9	-	121.9
20-May-20	102.9	-	121.9
6-May-20	n/a	-	n/a
22-Apr-20	118.9	-	124.9
8-Apr-20	123.9	-	129.9

Mar '20	148.9	-	152.4
Feb '20	150.9	-	154.4
Jan '20	152.9	-	156.9

Dec '19	152.9	-	156.4
Nov '19	152.9	-	156.4
Oct '19	154.9	-	158.4
Sep '19	154.9	-	158.4
Aug '19	154.9	-	158.4
Jul '19	153.6	-	156.7
Jun '19	150.4	-	154.9
May '19	147.9	-	153.9
Apr '19	145.4	-	152.4
Mar '19	134.9	-	146.4
Feb '19	129.9	-	144.9
Jan '19	129.9	-	144.9

Dec '18	137.4	-	151.9
Nov '18	150.9	-	161.7
Oct '18	156.9	-	154.5
Sep '18	156.9	-	154.5
Aug '18	156.2	-	154.0
Jul '18	152.4	-	152.9
Jun '18	149.9	-	152.9
May '18	144.9	-	149.4
Apr '18	137.4	-	143.9

Retail Motor Fuel Prices — Stewart Crossing

	Self-Serve		
	regular	premium	diesel
21-Apr-21	149.9	160.9	152.9
7-Apr-21	149.9	160.9	152.9
24-Mar-21	144.9	155.9	147.9
10-Mar-21	n/a	n/a	n/a
24-Feb-21	n/a	n/a	n/a
10-Feb-21	n/a	n/a	n/a
27-Jan-21	n/a	n/a	n/a
13-Jan-21	n/a	n/a	n/a
30-Dec-20	n/a	n/a	n/a
16-Dec-20	n/a	n/a	n/a
2-Dec-20	n/a	n/a	n/a
18-Nov-20	n/a	n/a	n/a
4-Nov-20	n/a	n/a	n/a
21-Oct-20	n/a	n/a	n/a
7-Oct-20	n/a	n/a	n/a
23-Sep-20	n/a	n/a	n/a
9-Sep-20	n/a	n/a	n/a
26-Aug-20	n/a	n/a	n/a
12-Aug-20	n/a	n/a	n/a
29-Jul-20	n/a	n/a	n/a
15-Jul-20	n/a	n/a	n/a
2-Jul-20	n/a	n/a	n/a
17-Jun-20	124.9	130.9	129.9
3-Jun-20	124.9	130.9	129.9
20-May-20	n/a	n/a	n/a
6-May-20	n/a	n/a	n/a
22-Apr-20	n/a	n/a	n/a
8-Apr-20	n/a	n/a	n/a
Mar '20	n/a	n/a	n/a
Feb '20	152.9	158.9	155.9
Jan '20	152.9	158.9	155.9
Dec '19	152.9	158.9	153.4
Nov '19	152.9	158.9	150.9
Oct '19	152.9	158.9	150.9
Sep '19	152.9	158.9	150.9
Aug '19	152.9	158.9	150.9
Jul '19	152.9	158.9	151.1
Jun '19	147.9	153.9	145.9
May '19	147.9	153.9	145.9
Apr '19	147.9	148.9	149.9
Mar '19	134.9	140.9	145.9
Feb '19	134.9	140.9	145.9
Jan '19	134.9	140.9	145.9
Dec '18	134.9	140.9	148.4
Nov '18	152.4	158.4	150.9
Oct '18	154.9	160.9	150.9
Sep '18	154.9	160.9	150.9
Aug '18	154.9	160.9	150.9
Jul '18	154.9	160.9	150.9
Jun '18	154.9	160.9	150.9
May '18	152.4	158.4	148.4
Apr '18	139.9	145.9	139.9

Retail Motor Fuel Prices — Teslin

	Self-serve			Full-serve
	regular	premium	diesel	propane
21-Apr-21	144.9	n/a	146.9	110.0
7-Apr-21	144.9	156.9	146.9	110.0
24-Mar-21	138.9	149.9	141.9	110.0
10-Mar-21	131.4	139.9	131.9	110.0
24-Feb-21	133.9	145.9	134.4	110.0
10-Feb-21	128.9	139.9	129.9	110.0
27-Jan-21	128.9	139.9	129.9	110.0
13-Jan-21	128.9	139.9	129.9	110.0
30-Dec-20	123.9	135.9	128.9	110.0
16-Dec-20	123.9	135.9	126.4	110.0
2-Dec-20	123.9	131.9	123.9	110.0
18-Nov-20	123.9	131.9	123.9	110.0
4-Nov-20	123.9	131.9	123.9	110.0
21-Oct-20	123.9	131.9	123.9	110.0
7-Oct-20	123.9	131.9	123.9	110.0
23-Sep-20	123.9	131.9	123.9	110.0
9-Sep-20	123.9	131.9	123.9	110.0
26-Aug-20	123.9	131.9	123.9	110.0
12-Aug-20	123.9	131.9	123.9	110.0
29-Jul-20	123.9	131.9	123.9	110.0
15-Jul-20	123.9	131.9	123.9	110.0
2-Jul-20	118.9	126.9	122.9	110.0
17-Jun-20	118.9	126.9	122.9	110.0
3-Jun-20	109.9	119.9	129.9	110.0
20-May-20	109.9	119.9	129.9	110.0
6-May-20	109.9	119.9	129.9	110.0
22-Apr-20	109.9	119.9	129.9	110.0
8-Apr-20	109.9	119.9	129.9	110.0
Mar '20	139.7	149.4	145.2	110.0
Feb '20	146.9	156.9	152.4	110.0
Jan '20	146.9	156.9	152.4	110.0
Dec '19	146.9	156.9	152.4	110.0
Nov '19	146.9	156.9	152.4	110.0
Oct '19	146.9	156.9	152.4	110.0
Sep '19	146.9	156.9	153.7	110.0
Aug '19	146.9	156.9	152.4	110.0
Jul '19	146.1	156.9	153.9	n/a
Jun '19	141.9	151.9	148.9	n/a
May '19	141.9	n/a	148.9	110.0
Apr '19	141.9	151.9	148.9	110.0
Mar '19	135.2	n/a	146.4	110.0
Feb '19	129.4	n/a	141.3	110.0
Jan '19	132.2	142.9	144.2	110.0
Dec '18	129.7	137.4	141.7	110.0
Nov '18	143.7	150.9	143.2	111.3
Oct '18	142.3	153.7	145.9	110.3
Sep '18	148.9	158.9	141.9	113.7
Aug '18	148.9	158.9	141.9	112.5
Jul '18	148.9	158.9	141.9	112.5
Jun '18	148.9	158.9	141.9	112.5
May '18	146.4	153.9	141.9	112.5
Apr '18	133.9	143.9	135.9	112.5

Retail Motor Fuel Prices — Watson Lake

	Self-serve			Full-serve
	regular	premium	diesel	propane
21-Apr-21	135.9	145.9	139.9	113.9
7-Apr-21	132.9	142.9	136.9	113.9
24-Mar-21	132.9	142.9	136.9	129.0
10-Mar-21	128.9	n/a	132.9	112.9
24-Feb-21	123.9	n/a	126.9	112.9
10-Feb-21	121.9	n/a	123.9	112.9
27-Jan-21	121.9	n/a	123.9	112.9
13-Jan-21	113.9	124.9	118.9	112.9
30-Dec-20	113.9	124.9	118.9	112.9
16-Dec-20	113.9	123.9	114.9	112.9
2-Dec-20	113.9	123.9	114.9	112.9
18-Nov-20	114.9	124.9	115.9	112.9
4-Nov-20	113.9	123.9	114.9	112.9
21-Oct-20	113.9	123.9	114.9	112.9
7-Oct-20	113.9	123.9	114.9	112.9
23-Sep-20	121.9	123.9	122.4	112.9
9-Sep-20	121.9	123.9	119.9	n/a
26-Aug-20	134.9	123.9	127.4	n/a
12-Aug-20	121.9	123.9	127.4	n/a
29-Jul-20	121.9	123.9	122.4	112.9
15-Jul-20	121.9	123.9	122.4	112.9
2-Jul-20	121.9	123.9	139.9	112.9
17-Jun-20	123.9	123.9	141.9	112.9
3-Jun-20	113.9	123.9	114.9	112.9
20-May-20	111.4	110.9	117.9	112.9
6-May-20	97.9	107.9	114.9	112.9
22-Apr-20	97.9	108.0	114.0	112.9
8-Apr-20	104.9	113.9	114.9	112.9
Mar '20	129.4	138.9	131.4	112.9
Feb '20	137.9	146.9	142.4	n/a
Jan '20	139.5	149.9	146.8	112.9
Dec '19	138.6	149.9	144.1	112.9
Nov '19	139.3	149.9	144.3	112.9
Oct '19	143.5	149.9	145.7	112.9
Sep '19	141.9	146.7	144.5	110.9
Aug '19	141.7	149.2	143.5	110.9
Jul '19	141.2	149.2	142.8	110.9
Jun '19	140.2	147.9	142.6	110.9
May '19	137.5	148.9	141.3	n/a
Apr '19	135.6	147.4	142.2	109.0
Mar '19	126.4	138.4	140.2	110.9
Feb '19	122.9	134.9	136.9	110.9
Jan '19	122.6	134.9	136.3	110.9
Dec '18	125.0	134.9	138.1	110.9
Nov '18	141.9	151.4	142.6	110.9
Oct '18	141.9	154.9	139.4	110.9
Sep '18	143.2	152.9	140.7	110.9
Aug '18	142.1	152.9	139.2	110.9
Jul '18	142.2	152.9	143.7	110.9
Jun '18	141.2	152.4	138.5	110.9
May '18	139.1	148.7	135.5	110.9
Apr '18	128.2	139.9	129.2	110.9

Residential Fuel Prices in Yukon

Average Prices as of April 21, 2021

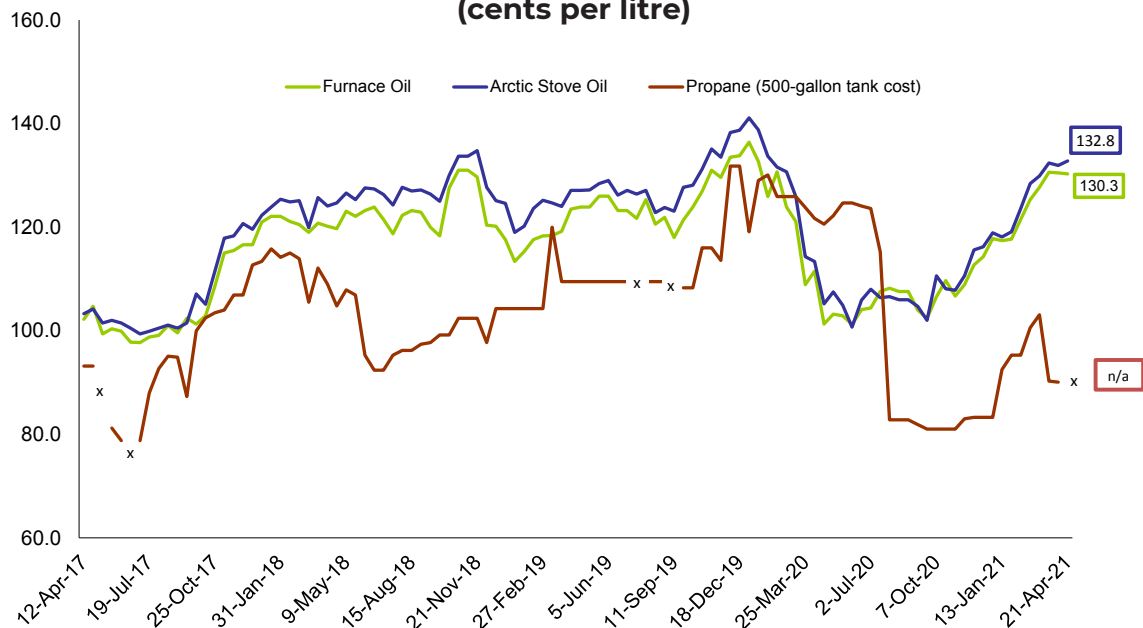
	Residential Heating Fuels			% Change April 22, 2020 to April 21, 2021		
	Furnace Oil	Arctic Stove Oil	Propane (500-gallon tank cost)	Furnace Oil	Arctic Stove Oil	Propane (500-gallon tank cost)
Whitehorse	130.3	132.8	n/a	28.6%	26.2%	n/a
Beaver Creek	138.8	146.5	-	n/a	n/a	-
Burwash Landing	136.7	130.3	-	24.6%	15.4%	-
Carcross	134.8	138.2	-	25.0%	26.7%	-
Carmacks	135.7	140.3	n/a	24.8%	26.3%	n/a
Dawson City	140.3	141.8	n/a	25.2%	23.1%	n/a
Destruction Bay	136.7	142.0	-	24.6%	25.8%	-
Faro	137.8	141.7	n/a	24.4%	20.2%	n/a
Haines Junction	135.7	140.3	n/a	24.8%	26.3%	n/a
Marsh Lake	134.8	138.2	-	25.0%	28.6%	-
Mayo	134.3	140.9	n/a	21.2%	21.7%	n/a
Pelly Crossing	136.9	142.1	-	24.6%	25.4%	-
Ross River	144.2	146.3	n/a	21.5%	n/a	n/a
Stewart Crossing	137.2	140.4	-	24.4%	23.8%	-
Tagish	134.8	138.2	-	25.0%	26.4%	-
Teslin	135.7	140.3	n/a	24.8%	26.1%	n/a
Watson Lake	138.8	146.5	n/a	24.2%	26.0%	n/a

Notes: All prices are Canadian cents per litre.
 "-" indicates this service was not available in this community at this time.
 "n/a" indicates this information was not available for the reporting period.

Comparing April 21, 2021 to April 22, 2020, where prices were available, furnace oil increased in all Yukon communities. The largest percentage increase was in Whitehorse, up 28.6%.

Where price changes were available, arctic stove oil increased in all Yukon communities, the largest percentage increase was in Marsh Lake (28.6%).

**Average Residential Bi-weekly Heating Fuel Prices, Whitehorse
 April 2017 - April 2021
 (cents per litre)**



Residential Heating Fuel Prices — Whitehorse

	Furnace Oil	Arctic Stove Oil	Propane (500-gallon tank cost)
21-Apr-21	130.3	132.8	n/a
7-Apr-21	130.5	131.9	90.1
24-Mar-21	130.6	132.4	90.3
10-Mar-21	127.7	129.9	103.1
24-Feb-21	125.3	128.4	100.6
10-Feb-21	121.5	123.6	95.3
27-Jan-21	117.7	119.1	95.3
13-Jan-21	117.4	118.1	92.5
30-Dec-20	117.8	118.9	83.3
16-Dec-20	114.3	116.2	83.3
2-Dec-20	112.7	115.6	83.3
18-Nov-20	108.9	110.6	83.0
4-Nov-20	106.7	107.8	81.0
21-Oct-20	109.7	108.1	81.0
7-Oct-20	106.6	110.6	81.0
23-Sep-20	102.4	102.0	81.0
9-Sep-20	104.0	104.7	81.9
26-Aug-20	107.6	106.0	82.8
12-Aug-20	107.6	106.0	82.8
29-Jul-20	108.2	106.6	82.8
15-Jul-20	107.6	106.4	115.2
2-Jul-20	104.4	108.0	123.6
17-Jun-20	104.1	105.9	124.1
3-Jun-20	101.2	100.7	124.7
20-May-20	102.9	104.9	124.7
6-May-20	103.2	107.5	122.2
22-Apr-20	101.3	105.2	120.6
8-Apr-20	111.5	113.4	121.7
Mar '20	115.0	120.1	124.9
Feb '20	127.3	131.2	125.9
Jan '20	131.7	137.9	126.1
Dec '19	133.7	138.5	131.8
Nov '19	130.3	134.3	114.8
Oct '19	125.4	129.7	112.2
Sep '19	119.7	125.4	108.3
Aug '19	121.3	123.3	109.5
Jul '19	123.4	126.9	109.5
Jun '19	124.6	127.6	109.5
May '19	125.0	127.8	109.5
Apr '19	123.7	127.1	109.5
Mar '19	118.8	124.4	114.8
Feb '19	118.0	124.4	104.3
Jan '19	115.4	121.3	104.3
Dec '18	120.3	126.4	101.0
Nov '18	130.4	134.3	102.4
Oct '18	129.3	131.9	100.8
Sep '18	119.2	125.7	98.5
Aug '18	122.8	127.3	96.6
Jul '18	120.1	125.3	93.9
Jun '18	123.6	127.5	93.9
May '18	122.6	126.0	107.4
Apr '18	120.0	124.4	106.9

Residential Heating Fuel Prices — Beaver Creek

	Furnace Oil	Arctic Stove Oil	Propane (500-gallon tank cost)
21-Apr-21	138.8	146.5	-
7-Apr-21	144.0	149.2	-
24-Mar-21	140.2	145.4	-
10-Mar-21	140.2	126.6	-
24-Feb-21	136.0	143.3	-
10-Feb-21	136.0	139.3	-
27-Jan-21	129.7	131.0	-
13-Jan-21	129.7	131.6	-
30-Dec-20	129.7	131.9	-
16-Dec-20	126.5	129.2	-
2-Dec-20	126.5	129.2	-
18-Nov-20	117.1	120.5	-
4-Nov-20	117.1	120.5	-
21-Oct-20	117.1	121.3	-
7-Oct-20	111.8	115.0	-
23-Sep-20	111.8	115.0	-
9-Sep-20	111.8	115.0	-
26-Aug-20	111.8	115.0	-
12-Aug-20	111.8	115.0	-
29-Jul-20	n/a	n/a	-
15-Jul-20	n/a	n/a	-
2-Jul-20	n/a	n/a	-
17-Jun-20	n/a	n/a	-
3-Jun-20	n/a	n/a	-
20-May-20	n/a	n/a	-
6-May-20	n/a	n/a	-
22-Apr-20	n/a	n/a	-
8-Apr-20	n/a	n/a	-
Mar '20	130.0	133.1	-
Feb '20	140.4	143.6	-
Jan '20	143.9	147.1	-
Dec '19	145.7	148.8	-
Nov '19	140.4	143.6	-
Oct '19	134.7	137.8	-
Sep '19	127.3	130.5	-
Aug '19	127.3	130.5	-
Jul '19	130.9	133.4	-
Jun '19	135.0	139.2	-
May '19	135.0	139.2	-
Apr '19	133.5	137.7	-
Mar '19	131.9	136.1	-
Feb '19	129.8	133.5	-
Jan '19	123.5	126.6	-
Dec '18	134.0	137.1	-
Nov '18	142.4	145.8	-
Oct '18	142.4	144.2	-
Sep '18	n/a	148.1	-
Aug '18	134.4	142.0	-
Jul '18	n/a	144.6	-
Jun '18	136.5	143.6	-
May '18	128.1	138.4	-
Apr '18	128.1	134.7	-

Residential Heating Fuel Prices — Burwash Landing

	Furnace Oil	Arctic Stove Oil	Propane (500 gallon tank cost)
21-Apr-21	136.7	130.3	-
7-Apr-21	137.4	130.7	-
24-Mar-21	133.9	124.7	-
10-Mar-21	133.9	137.0	-
24-Feb-21	129.7	124.2	-
10-Feb-21	129.7	132.8	-
27-Jan-21	123.4	121.0	-
13-Jan-21	123.4	126.5	-
30-Dec-20	123.4	126.5	-
16-Dec-20	120.2	123.4	-
2-Dec-20	120.2	123.4	-
18-Nov-20	115.0	118.1	-
4-Nov-20	115.0	116.8	-
21-Oct-20	115.0	116.8	-
7-Oct-20	109.7	114.2	-
23-Sep-20	109.7	112.9	-
9-Sep-20	109.7	112.9	-
26-Aug-20	109.7	114.2	-
12-Aug-20	109.7	114.2	-
29-Jul-20	109.7	112.9	-
15-Jul-20	109.7	114.2	-
2-Jul-20	109.7	114.2	-
17-Jun-20	109.7	112.9	-
3-Jun-20	109.7	114.2	-
20-May-20	109.7	114.2	-
6-May-20	109.7	114.2	-
22-Apr-20	109.7	112.9	-
8-Apr-20	114.8	117.9	-
Mar '20	127.4	134.5	-
Feb '20	137.8	139.8	-
Jan '20	141.3	141.7	-
Dec '19	143.1	143.5	-
Nov '19	137.8	139.6	-
Oct '19	132.6	135.4	-
Sep '19	125.2	131.9	-
Aug '19	125.2	133.6	-
Jul '19	127.2	131.7	-
Jun '19	131.3	134.4	-
May '19	131.3	134.4	-
Apr '19	129.7	132.9	-
Mar '19	128.1	132.1	-
Feb '19	126.0	131.0	-
Jan '19	119.7	127.4	-
Dec '18	130.2	135.7	-
Nov '18	138.6	141.2	-
Oct '18	138.6	137.3	-
Sep '18	n/a	n/a	-
Aug '18	131.3	129.1	-
Jul '18	n/a	123.9	-
Jun '18	133.4	133.4	-
May '18	125.0	127.1	-
Apr '18	125.0	126.0	-

Residential Heating Fuel Prices — Carcross

	Furnace Oil	Arctic Stove Oil	Propane (500 gallon tank cost)
21-Apr-21	134.8	138.2	-
7-Apr-21	135.6	138.6	-
24-Mar-21	132.0	135.1	-
10-Mar-21	132.0	135.2	-
24-Feb-21	127.8	133.0	-
10-Feb-21	127.8	129.0	-
27-Jan-21	121.5	121.1	-
13-Jan-21	121.5	121.3	-
30-Dec-20	121.5	121.2	-
16-Dec-20	118.3	119.6	-
2-Dec-20	118.3	121.5	-
18-Nov-20	113.1	112.7	-
4-Nov-20	113.1	112.7	-
21-Oct-20	113.1	106.4	-
7-Oct-20	107.8	111.0	-
23-Sep-20	107.8	103.8	-
9-Sep-20	107.8	103.8	-
26-Aug-20	107.8	103.8	-
12-Aug-20	107.8	103.8	-
29-Jul-20	107.8	103.8	-
15-Jul-20	107.8	103.8	-
2-Jul-20	107.8	103.8	-
17-Jun-20	107.8	111.0	-
3-Jun-20	107.8	98.5	-
20-May-20	107.8	111.0	-
6-May-20	107.8	111.0	-
22-Apr-20	107.8	109.1	-
8-Apr-20	112.9	116.0	-
Mar '20	125.5	117.9	-
Feb '20	135.9	131.0	-
Jan '20	139.4	142.6	-
Dec '19	141.2	140.4	-
Nov '19	135.9	136.5	-
Oct '19	130.7	133.8	-
Sep '19	123.3	127.1	-
Aug '19	128.5	129.3	-
Jul '19	127.0	128.6	-
Jun '19	128.7	130.3	-
May '19	129.0	129.8	-
Apr '19	126.9	129.3	-
Mar '19	120.3	122.9	-
Feb '19	119.3	121.9	-
Jan '19	117.7	120.5	-
Dec '18	121.9	130.3	-
Nov '18	134.5	135.9	-
Oct '18	134.0	133.4	-
Sep '18	116.6	131.3	-
Aug '18	128.2	132.1	-
Jul '18	n/a	134.1	-
Jun '18	130.3	135.2	-
May '18	121.9	130.1	-
Apr '18	121.9	126.1	-

Residential Heating Fuel Prices — Carmacks

	Furnace Oil	Arctic Stove Oil	Propane (500-gallon tank cost)
21-Apr-21	135.7	140.3	n/a
7-Apr-21	136.4	140.7	98.3
24-Mar-21	132.8	137.2	98.5
10-Mar-21	132.8	137.2	111.2
24-Feb-21	128.6	135.1	108.8
10-Feb-21	128.6	131.1	103.5
27-Jan-21	122.3	123.1	103.4
13-Jan-21	122.3	123.4	100.6
30-Dec-20	122.3	123.4	91.5
16-Dec-20	119.2	121.6	91.5
2-Dec-20	119.2	122.3	91.7
18-Nov-20	113.9	114.7	91.1
4-Nov-20	113.9	114.7	89.1
21-Oct-20	113.9	108.4	89.1
7-Oct-20	108.7	111.8	89.1
23-Sep-20	108.7	105.8	89.1
9-Sep-20	108.7	105.8	90.3
26-Aug-20	108.7	105.8	97.5
12-Aug-20	108.7	105.8	97.5
29-Jul-20	108.7	105.8	97.5
15-Jul-20	108.7	105.8	123.4
2-Jul-20	108.7	105.8	131.8
17-Jun-20	108.7	111.8	132.3
3-Jun-20	108.7	100.5	132.9
20-May-20	108.7	111.8	132.9
6-May-20	108.7	111.8	136.9
22-Apr-20	108.7	111.1	135.3
8-Apr-20	114.2	117.4	136.4
Mar '20	126.8	120.1	139.6
Feb '20	137.3	133.2	140.6
Jan '20	140.8	144.5	140.8
Dec '19	142.5	142.7	146.5
Nov '19	136.8	138.5	128.3
Oct '19	131.5	134.7	127.0
Sep '19	124.2	129.3	123.2
Aug '19	124.2	129.3	124.2
Jul '19	125.8	133.8	124.2
Jun '19	128.9	135.6	124.2
May '19	128.9	137.4	124.2
Apr '19	127.4	135.0	124.2
Mar '19	125.8	133.3	124.2
Feb '19	123.7	131.2	119.0
Jan '19	117.4	123.4	119.0
Dec '18	127.9	131.0	115.7
Nov '18	136.3	139.4	117.1
Oct '18	136.3	139.4	115.5
Sep '18	n/a	n/a	113.2
Aug '18	128.9	132.1	111.3
Jul '18	n/a	n/a	109.0
Jun '18	131.0	134.2	109.0
May '18	122.6	125.8	122.1
Apr '18	122.6	125.8	121.6

Residential Heating Fuel Prices — Dawson City

	Furnace Oil	Arctic Stove Oil	Propane (500-gallon tank cost)
21-Apr-21	140.3	141.8	n/a
7-Apr-21	140.7	142.3	98.3
24-Mar-21	136.3	137.8	98.5
10-Mar-21	134.3	135.8	111.2
24-Feb-21	132.3	133.8	108.8
10-Feb-21	130.7	132.3	103.5
27-Jan-21	126.6	128.2	103.4
13-Jan-21	124.4	125.9	100.6
30-Dec-20	124.4	125.9	91.5
16-Dec-20	120.8	122.4	91.5
2-Dec-20	119.3	120.9	91.7
18-Nov-20	115.2	117.7	91.1
4-Nov-20	113.7	116.2	89.1
21-Oct-20	117.4	120.5	89.1
7-Oct-20	112.1	115.2	89.1
23-Sep-20	112.1	115.2	89.1
9-Sep-20	112.1	115.2	90.3
26-Aug-20	112.1	115.2	97.5
12-Aug-20	112.1	115.2	97.5
29-Jul-20	113.5	116.1	97.5
15-Jul-20	112.1	115.2	123.4
2-Jul-20	110.0	112.6	131.8
17-Jun-20	110.0	112.6	132.3
3-Jun-20	110.0	112.6	132.9
20-May-20	112.1	115.2	132.9
6-May-20	109.1	113.8	136.9
22-Apr-20	112.1	115.2	135.3
8-Apr-20	123.7	120.5	136.4
Mar '20	126.9	129.1	139.6
Feb '20	140.1	142.7	140.6
Jan '20	143.7	146.8	140.8
Dec '19	143.6	146.6	146.5
Nov '19	140.0	142.9	128.3
Oct '19	134.6	137.3	127.0
Sep '19	128.3	131.4	123.2
Aug '19	130.2	132.8	124.2
Jul '19	131.9	134.1	124.2
Jun '19	135.0	138.2	124.2
May '19	132.3	135.5	124.2
Apr '19	133.2	136.4	124.2
Mar '19	130.0	133.1	124.2
Feb '19	129.2	132.9	119.0
Jan '19	125.2	128.3	119.0
Dec '18	132.6	135.8	115.7
Nov '18	141.2	146.0	117.1
Oct '18	139.1	139.3	115.5
Sep '18	132.3	143.3	113.2
Aug '18	133.3	140.9	111.3
Jul '18	132.3	141.6	109.0
Jun '18	134.4	141.9	109.0
May '18	131.9	139.6	122.1
Apr '18	130.2	136.0	121.6

Residential Heating Fuel Prices — Destruction Bay

	Furnace Oil	Arctic Stove Oil	Propane (500 gallon tank cost)
21-Apr-21	136.7	142.0	-
7-Apr-21	137.4	142.4	-
24-Mar-21	133.9	138.9	-
10-Mar-21	133.9	138.9	-
24-Feb-21	129.7	136.8	-
10-Feb-21	129.7	132.8	-
27-Jan-21	123.4	124.7	-
13-Jan-21	123.4	125.1	-
30-Dec-20	123.4	125.1	-
16-Dec-20	120.2	123.4	-
2-Dec-20	120.2	123.4	-
18-Nov-20	115.0	118.1	-
4-Nov-20	115.0	118.1	-
21-Oct-20	115.0	118.1	-
7-Oct-20	109.7	112.9	-
23-Sep-20	109.7	112.9	-
9-Sep-20	109.7	112.9	-
26-Aug-20	109.7	112.9	-
12-Aug-20	109.7	112.9	-
29-Jul-20	109.7	112.9	-
15-Jul-20	109.7	112.9	-
2-Jul-20	109.7	112.9	-
17-Jun-20	109.7	112.9	-
3-Jun-20	109.7	112.9	-
20-May-20	109.7	112.9	-
6-May-20	109.7	112.9	-
22-Apr-20	109.7	112.9	-
8-Apr-20	114.8	117.9	-
Mar '20	127.4	130.5	-
Feb '20	137.8	141.0	-
Jan '20	141.3	144.5	-
Dec '19	143.1	146.2	-
Nov '19	137.8	141.0	-
Oct '19	132.6	135.7	-
Sep '19	125.2	128.4	-
Aug '19	125.2	128.4	-
Jul '19	126.2	129.4	-
Jun '19	128.2	131.4	-
May '19	128.2	131.4	-
Apr '19	126.7	129.8	-
Mar '19	125.1	128.2	-
Feb '19	123.0	126.1	-
Jan '19	116.7	119.8	-
Dec '18	127.2	130.3	-
Nov '18	135.6	138.7	-
Oct '18	135.6	138.7	-
Sep '18	n/a	n/a	-
Aug '18	128.2	131.4	-
Jul '18	n/a	n/a	-
Jun '18	130.3	133.5	-
May '18	121.9	125.1	-
Apr '18	121.9	125.1	-

Residential Heating Fuel Prices — Faro

	Furnace Oil	Arctic Stove Oil	Propane (500-gallon tank cost)
21-Apr-21	137.8	141.7	n/a
7-Apr-21	138.5	142.0	98.3
24-Mar-21	134.9	138.6	98.5
10-Mar-21	134.9	137.2	111.2
24-Feb-21	130.7	137.3	108.8
10-Feb-21	130.7	133.1	103.5
27-Jan-21	124.4	126.0	103.4
13-Jan-21	124.4	126.3	100.6
30-Dec-20	124.4	126.0	91.5
16-Dec-20	121.3	124.8	91.5
2-Dec-20	121.3	124.6	91.7
18-Nov-20	116.0	119.2	91.1
4-Nov-20	116.0	119.2	89.1
21-Oct-20	116.0	119.2	89.1
7-Oct-20	110.8	113.9	89.1
23-Sep-20	110.8	113.7	89.1
9-Sep-20	110.8	113.7	90.3
26-Aug-20	110.8	113.9	97.5
12-Aug-20	110.8	109.5	97.5
29-Jul-20	110.8	113.7	97.5
15-Jul-20	110.8	113.7	123.4
2-Jul-20	110.8	113.7	131.8
17-Jun-20	110.8	113.7	132.3
3-Jun-20	110.8	113.9	132.9
20-May-20	110.8	113.7	132.9
6-May-20	110.8	113.7	136.9
22-Apr-20	110.8	117.9	135.3
8-Apr-20	115.8	120.4	136.4
Mar '20	128.4	131.4	139.6
Feb '20	138.9	141.9	140.6
Jan '20	142.4	146.3	140.8
Dec '19	144.1	147.1	146.5
Nov '19	138.9	140.7	128.3
Oct '19	133.6	131.8	127.0
Sep '19	126.3	129.4	123.2
Aug '19	126.3	129.5	124.2
Jul '19	127.3	130.9	124.2
Jun '19	129.2	132.3	124.2
May '19	129.2	132.3	124.2
Apr '19	127.6	130.8	124.2
Mar '19	126.0	129.2	124.2
Feb '19	123.9	127.1	119.0
Jan '19	117.6	120.8	119.0
Dec '18	128.1	131.3	115.7
Nov '18	136.5	139.7	117.1
Oct '18	136.5	137.6	115.5
Sep '18	n/a	131.3	113.2
Aug '18	129.3	132.9	111.3
Jul '18	n/a	134.4	109.0
Jun '18	131.4	132.4	109.0
May '18	123.0	126.1	122.1
Apr '18	123.0	126.1	121.6

Residential Heating Fuel Prices — Haines Junction

	Furnace Oil	Arctic Stove Oil	Propane (500-gallon tank cost)
21-Apr-21	135.7	140.3	n/a
7-Apr-21	136.4	140.7	98.3
24-Mar-21	132.8	137.2	98.5
10-Mar-21	132.8	137.2	111.2
24-Feb-21	128.6	135.1	108.8
10-Feb-21	128.6	131.1	103.5
27-Jan-21	122.3	123.1	103.4
13-Jan-21	122.3	123.4	100.6
30-Dec-20	122.3	123.4	91.5
16-Dec-20	119.2	121.6	91.5
2-Dec-20	119.2	122.3	91.7
18-Nov-20	113.9	114.7	91.1
4-Nov-20	113.9	114.7	89.1
21-Oct-20	113.9	108.4	89.1
7-Oct-20	108.7	111.8	89.1
23-Sep-20	108.7	105.8	89.1
9-Sep-20	108.7	105.8	90.3
26-Aug-20	108.7	105.8	97.5
12-Aug-20	108.7	105.8	97.5
29-Jul-20	108.7	105.8	97.5
15-Jul-20	108.7	105.8	123.4
2-Jul-20	108.7	105.8	131.8
17-Jun-20	108.7	111.8	132.3
3-Jun-20	108.7	100.5	132.9
20-May-20	108.7	111.8	132.9
6-May-20	108.7	111.8	136.9
22-Apr-20	108.7	111.1	135.3
8-Apr-20	121.1	124.2	136.4
Mar '20	133.7	123.6	139.6
Feb '20	144.1	136.6	140.6
Jan '20	140.3	144.2	140.8
Dec '19	142.0	142.4	146.5
Nov '19	136.8	138.5	128.3
Oct '19	131.5	134.7	127.0
Sep '19	124.2	127.0	123.2
Aug '19	130.3	131.1	124.2
Jul '19	127.5	129.1	124.2
Jun '19	128.1	129.7	124.2
May '19	128.1	129.7	124.2
Apr '19	124.5	127.7	124.2
Mar '19	123.0	126.1	124.2
Feb '19	120.9	124.0	119.0
Jan '19	114.6	117.7	119.0
Dec '18	125.1	128.2	115.7
Nov '18	133.5	136.6	117.1
Oct '18	133.5	135.8	115.5
Sep '18	n/a	129.2	113.2
Aug '18	126.1	129.3	111.3
Jul '18	n/a	131.3	109.0
Jun '18	128.2	129.2	109.0
May '18	119.8	124.3	122.1
Apr '18	119.8	124.0	121.6

Residential Heating Fuel Prices — Marsh Lake

	Furnace Oil	Arctic Stove Oil	Propane (500 gallon tank cost)
21-Apr-21	134.8	138.2	-
7-Apr-21	135.6	138.6	-
24-Mar-21	132.0	135.1	-
10-Mar-21	132.0	135.2	-
24-Feb-21	127.8	133.0	-
10-Feb-21	127.8	129.0	-
27-Jan-21	121.5	121.1	-
13-Jan-21	121.5	121.3	-
30-Dec-20	121.5	121.3	-
16-Dec-20	118.3	119.6	-
2-Dec-20	118.3	121.5	-
18-Nov-20	113.1	112.7	-
4-Nov-20	113.1	112.7	-
21-Oct-20	113.1	106.4	-
7-Oct-20	107.8	111.0	-
23-Sep-20	107.8	103.8	-
9-Sep-20	107.8	103.8	-
26-Aug-20	107.8	103.8	-
12-Aug-20	107.8	103.8	-
29-Jul-20	107.8	103.8	-
15-Jul-20	107.8	103.8	-
2-Jul-20	107.8	103.8	-
17-Jun-20	107.8	111.0	-
3-Jun-20	107.8	98.5	-
20-May-20	107.8	111.0	-
6-May-20	107.8	111.0	-
22-Apr-20	107.8	107.5	-
8-Apr-20	112.9	116.0	-
Mar '20	125.5	117.9	-
Feb '20	135.9	131.0	-
Jan '20	139.4	142.6	-
Dec '19	141.2	140.4	-
Nov '19	135.9	136.5	-
Oct '19	130.7	133.8	-
Sep '19	123.3	125.9	-
Aug '19	128.5	129.3	-
Jul '19	127.0	128.6	-
Jun '19	128.7	130.3	-
May '19	129.0	129.8	-
Apr '19	126.9	129.3	-
Mar '19	120.3	122.9	-
Feb '19	119.3	121.9	-
Jan '19	117.7	120.5	-
Dec '18	127.1	130.3	-
Nov '18	134.5	137.6	-
Oct '18	134.0	135.5	-
Sep '18	116.6	119.7	-
Aug '18	128.7	131.9	-
Jul '18	n/a	n/a	-
Jun '18	130.8	134.0	-
May '18	122.4	125.6	-
Apr '18	122.4	125.6	-

Residential Heating Fuel Prices — Mayo

	Furnace Oil	Arctic Stove Oil	Propane (500-gallon tank cost)
21-Apr-21	134.3	140.9	n/a
7-Apr-21	136.8	142.6	98.3
24-Mar-21	132.4	138.5	98.5
10-Mar-21	130.4	137.2	111.2
24-Feb-21	128.4	135.8	108.8
10-Feb-21	126.8	132.1	103.5
27-Jan-21	124.4	128.4	103.4
13-Jan-21	119.1	123.9	100.6
30-Dec-20	121.2	125.3	91.5
16-Dec-20	117.6	122.5	91.5
2-Dec-20	116.1	117.7	91.7
18-Nov-20	109.0	114.2	91.1
4-Nov-20	110.6	115.6	89.1
21-Oct-20	116.0	113.1	89.1
7-Oct-20	110.8	113.9	89.1
23-Sep-20	110.8	110.5	89.1
9-Sep-20	110.8	110.5	90.3
26-Aug-20	110.8	110.5	97.5
12-Aug-20	110.8	110.5	97.5
29-Jul-20	110.4	111.0	97.5
15-Jul-20	110.8	110.5	123.4
2-Jul-20	111.0	111.4	131.8
17-Jun-20	111.0	113.5	132.3
3-Jun-20	111.0	107.9	132.9
20-May-20	110.8	113.9	132.9
6-May-20	110.0	115.2	136.9
22-Apr-20	110.8	115.8	135.3
8-Apr-20	115.8	118.9	136.4
Mar '20	126.6	126.7	139.6
Feb '20	141.2	140.3	140.6
Jan '20	143.4	148.1	140.8
Dec '19	144.7	147.4	146.5
Nov '19	141.1	144.2	128.3
Oct '19	136.7	139.8	127.0
Sep '19	127.5	131.3	123.2
Aug '19	134.8	136.2	124.2
Jul '19	133.8	135.3	124.2
Jun '19	137.4	139.2	124.2
May '19	135.4	137.0	124.2
Apr '19	136.9	139.6	124.2
Mar '19	133.9	137.1	124.2
Feb '19	133.6	136.7	119.0
Jan '19	129.1	132.3	119.0
Dec '18	136.2	139.3	115.7
Nov '18	145.2	148.0	117.1
Oct '18	142.2	145.5	115.5
Sep '18	135.5	141.3	113.2
Aug '18	137.3	143.6	110.9
Jul '18	135.5	143.2	109.0
Jun '18	138.4	143.1	109.0
May '18	134.8	138.0	122.1
Apr '18	134.2	137.3	121.6

Residential Heating Fuel Prices — Pelly Crossing

	Furnace Oil	Arctic Stove Oil	Propane (500 gallon tank cost)
21-Apr-21	136.9	142.1	-
7-Apr-21	137.7	142.5	-
24-Mar-21	134.1	139.0	-
10-Mar-21	134.1	139.0	-
24-Feb-21	129.9	132.9	-
10-Feb-21	129.9	132.9	-
27-Jan-21	123.6	124.8	-
13-Jan-21	123.6	125.2	-
30-Dec-20	123.6	125.2	-
16-Dec-20	120.4	123.2	-
2-Dec-20	120.4	123.6	-
18-Nov-20	115.2	116.4	-
4-Nov-20	115.2	116.4	-
21-Oct-20	115.2	110.6	-
7-Oct-20	109.9	113.1	-
23-Sep-20	109.9	108.0	-
9-Sep-20	109.9	108.0	-
26-Aug-20	109.9	108.0	-
12-Aug-20	109.9	108.0	-
29-Jul-20	109.9	108.0	-
15-Jul-20	109.9	108.0	-
2-Jul-20	109.9	108.0	-
17-Jun-20	109.9	113.1	-
3-Jun-20	109.9	102.7	-
20-May-20	109.9	113.1	-
6-May-20	109.9	113.1	-
22-Apr-20	109.9	113.3	-
8-Apr-20	115.0	118.1	-
Mar '20	127.6	122.1	-
Feb '20	138.0	135.2	-
Jan '20	141.5	146.1	-
Dec '19	143.3	144.6	-
Nov '19	138.0	141.0	-
Oct '19	132.8	135.9	-
Sep '19	125.4	131.5	-
Aug '19	134.6	135.6	-
Jul '19	128.7	134.2	-
Jun '19	130.5	135.5	-
May '19	130.5	138.9	-
Apr '19	129.3	138.0	-
Mar '19	127.7	137.4	-
Feb '19	125.6	134.8	-
Jan '19	119.3	126.4	-
Dec '18	129.8	132.9	-
Nov '18	138.2	142.5	-
Oct '18	138.2	143.6	-
Sep '18	n/a	n/a	-
Aug '18	130.8	134.0	-
Jul '18	n/a	n/a	-
Jun '18	132.9	136.1	-
May '18	124.5	127.7	-
Apr '18	124.5	127.7	-

Residential Heating Fuel Prices — Ross River

	Furnace Oil	Arctic Stove Oil	Propane (500-gallon tank cost)
21-Apr-21	144.2	146.3	n/a
7-Apr-21	139.1	146.7	98.3
24-Mar-21	136.5	143.1	98.5
10-Mar-21	136.5	143.2	111.2
24-Feb-21	129.2	140.9	108.8
10-Feb-21	131.3	137.0	103.5
27-Jan-21	126.0	128.6	103.4
13-Jan-21	123.4	129.3	100.6
30-Dec-20	125.0	128.1	91.5
16-Dec-20	121.8	125.0	91.5
2-Dec-20	121.8	125.0	91.7
18-Nov-20	116.6	119.7	91.1
4-Nov-20	113.9	119.7	89.1
21-Oct-20	116.6	119.7	89.1
7-Oct-20	113.9	114.5	89.1
23-Sep-20	113.4	114.5	89.1
9-Sep-20	113.4	114.5	90.3
26-Aug-20	113.4	114.5	97.5
12-Aug-20	111.3	114.5	97.5
29-Jul-20	118.7	114.5	97.5
15-Jul-20	118.7	n/a	123.8
2-Jul-20	111.3	n/a	131.8
17-Jun-20	111.3	n/a	132.3
3-Jun-20	115.5	n/a	132.9
20-May-20	118.7	n/a	132.9
6-May-20	111.3	n/a	136.9
22-Apr-20	118.7	n/a	135.3
8-Apr-20	121.1	n/a	136.4
Mar '20	141.1	132.0	139.6
Feb '20	148.6	142.5	140.6
Jan '20	146.8	146.0	140.8
Dec '19	149.2	147.8	146.5
Nov '19	143.0	142.5	128.3
Oct '19	150.4	137.3	127.0
Sep '19	141.3	129.9	123.2
Aug '19	148.6	129.9	124.2
Jul '19	142.7	131.3	124.2
Jun '19	141.5	134.0	124.2
May '19	146.1	n/a	124.2
Apr '19	139.4	132.4	124.2
Mar '19	135.3	130.5	124.2
Feb '19	133.3	128.1	119.0
Jan '19	122.5	121.8	119.0
Dec '18	142.5	132.3	115.7
Nov '18	148.4	140.7	117.1
Oct '18	144.6	140.7	115.5
Sep '18	151.7	n/a	113.2
Aug '18	140.6	133.4	111.3
Jul '18	149.8	n/a	109.0
Jun '18	141.2	135.5	109.0
May '18	130.1	127.1	122.1
Apr '18	129.1	127.1	121.6

Residential Heating Fuel Prices — Stewart Crossing

	Furnace Oil	Arctic Stove Oil	Propane (500-gallon tank cost)
21-Apr-21	137.2	140.4	-
7-Apr-21	138.0	141.2	-
24-Mar-21	134.4	137.6	-
10-Mar-21	134.4	137.6	-
24-Feb-21	130.2	133.4	-
10-Feb-21	130.2	133.4	-
27-Jan-21	123.9	127.1	-
13-Jan-21	123.9	127.1	-
30-Dec-20	123.9	127.1	-
16-Dec-20	120.8	123.9	-
2-Dec-20	120.8	123.9	-
18-Nov-20	115.5	118.7	-
4-Nov-20	115.5	118.7	-
21-Oct-20	115.5	118.7	-
7-Oct-20	110.3	113.4	-
23-Sep-20	110.3	113.4	-
9-Sep-20	110.3	113.4	-
26-Aug-20	110.3	113.4	-
12-Aug-20	110.3	113.4	-
29-Jul-20	110.3	113.4	-
15-Jul-20	110.3	113.4	-
2-Jul-20	110.3	113.4	-
17-Jun-20	110.3	113.4	-
3-Jun-20	110.3	113.4	-
20-May-20	110.3	113.4	-
6-May-20	110.3	113.4	-
22-Apr-20	110.3	113.4	-
8-Apr-20	115.3	118.4	-
Mar '20	127.9	131.0	-
Feb '20	138.3	141.5	-
Jan '20	141.8	145.0	-
Dec '19	143.6	146.7	-
Nov '19	138.3	141.5	-
Oct '19	131.1	136.2	-
Sep '19	125.7	128.9	-
Aug '19	125.7	128.9	-
Jul '19	127.2	130.4	-
Jun '19	130.3	133.5	-
May '19	130.3	133.5	-
Apr '19	128.8	131.9	-
Mar '19	127.2	130.3	-
Feb '19	125.1	128.2	-
Jan '19	118.8	121.9	-
Dec '18	129.3	132.4	-
Nov '18	137.7	140.9	-
Oct '18	137.7	140.9	-
Sep '18	n/a	n/a	-
Aug '18	128.0	131.4	-
Jul '18	n/a	n/a	-
Jun '18	132.9	136.1	-
May '18	124.5	127.7	-
Apr '18	124.5	127.7	-

Residential Heating Fuel Prices — Tagish & Teslin

	Tagish		
	Furnace Oil	Arctic Stove Oil	Propane (500-gallon tank cost)
21-Apr-21	134.8	138.2	-
7-Apr-21	135.6	138.6	-
24-Mar-21	132.0	135.1	-
10-Mar-21	132.0	135.2	-
24-Feb-21	127.8	133.0	-
10-Feb-21	127.8	129.0	-
27-Jan-21	121.5	121.1	-
13-Jan-21	121.5	121.3	-
30-Dec-20	121.5	121.3	-
16-Dec-20	118.3	119.6	-
2-Dec-20	118.3	121.5	-
18-Nov-20	113.1	112.7	-
4-Nov-20	113.1	112.7	-
21-Oct-20	113.1	106.4	-
7-Oct-20	107.8	111.0	-
23-Sep-20	107.8	103.8	-
9-Sep-20	107.8	103.8	-
26-Aug-20	107.8	103.8	-
12-Aug-20	107.8	103.8	-
29-Jul-20	107.8	103.8	-
15-Jul-20	107.8	103.8	-
2-Jul-20	107.8	103.8	-
17-Jun-20	107.8	111.0	-
3-Jun-20	107.8	98.5	-
20-May-20	107.8	111.0	-
6-May-20	107.8	111.0	-
22-Apr-20	107.8	109.3	-
8-Apr-20	112.9	116.0	-
Mar '20	125.5	117.9	-
Feb '20	135.9	131.0	-
Jan '20	139.4	142.6	-
Dec '19	141.2	140.4	-
Nov '19	135.9	136.5	-
Oct '19	130.7	133.8	-
Sep '19	123.3	125.9	-
Aug '19	128.5	129.3	-
Jul '19	127.0	128.6	-
Jun '19	128.7	130.3	-
May '19	129.0	129.8	-
Apr '19	126.9	129.3	-
Mar '19	120.3	122.9	-
Feb '19	119.3	121.9	-
Jan '19	117.7	120.5	-
Dec '18	127.1	130.3	-
Nov '18	134.5	135.9	-
Oct '18	134.0	133.4	-
Sep '18	116.6	131.3	-
Aug '18	128.9	132.5	-
Jul '18	n/a	134.1	-
Jun '18	130.3	135.2	-
May '18	121.9	130.1	-
Apr '18	121.9	126.1	-

	Teslin		
	Furnace Oil	Arctic Stove Oil	Propane (500-gallon tank cost)
21-Apr-21	135.7	140.3	n/a
7-Apr-21	136.4	140.7	98.3
24-Mar-21	132.8	137.2	98.5
10-Mar-21	132.8	137.2	111.2
24-Feb-21	128.6	135.1	108.8
10-Feb-21	128.6	131.1	103.5
27-Jan-21	122.3	123.1	103.4
13-Jan-21	122.3	123.4	100.6
30-Dec-20	122.3	123.4	91.5
16-Dec-20	119.2	121.6	91.5
2-Dec-20	119.2	122.3	91.7
18-Nov-20	113.9	114.7	91.1
4-Nov-20	113.9	114.7	89.1
21-Oct-20	113.9	108.4	89.1
7-Oct-20	108.7	111.8	89.1
23-Sep-20	108.7	105.8	89.1
9-Sep-20	108.7	105.8	90.3
26-Aug-20	108.7	105.8	97.5
12-Aug-20	108.7	105.8	97.5
29-Jul-20	108.7	105.8	97.5
15-Jul-20	108.7	105.8	123.4
2-Jul-20	108.7	105.8	131.8
17-Jun-20	108.7	111.8	132.3
3-Jun-20	108.7	100.5	132.9
20-May-20	108.7	111.8	132.9
6-May-20	108.7	111.8	136.9
22-Apr-20	108.7	111.3	135.3
8-Apr-20	113.7	116.8	136.4
Mar '20	126.3	119.9	139.6
Feb '20	136.8	133.0	140.6
Jan '20	140.3	144.2	140.8
Dec '19	142.0	142.4	146.5
Nov '19	136.8	138.5	128.3
Oct '19	131.5	134.7	127.0
Sep '19	124.2	128.3	123.2
Aug '19	130.3	131.1	124.2
Jul '19	128.0	129.6	124.2
Jun '19	129.6	131.1	124.2
May '19	129.9	130.7	124.2
Apr '19	127.7	130.0	124.2
Mar '19	121.7	119.7	124.2
Feb '19	120.7	119.7	119.0
Jan '19	119.1	123.2	119.0
Dec '18	128.9	131.8	115.7
Nov '18	135.9	138.6	117.1
Oct '18	135.4	134.4	115.5
Sep '18	118.7	121.8	113.2
Aug '18	128.9	132.1	111.3
Jul '18	n/a	n/a	109.0
Jun '18	131.0	134.2	109.0
May '18	122.6	125.8	122.1
Apr '18	122.6	125.8	121.6

Residential Heating Fuel Prices — Watson Lake

	Furnace Oil	Arctic Stove Oil	Propane (500-gallon tank cost)
21-Apr-21	138.8	146.5	n/a
7-Apr-21	139.7	147.0	98.3
24-Mar-21	136.0	143.3	98.5
10-Mar-21	136.0	143.4	111.2
24-Feb-21	131.8	141.2	108.8
10-Feb-21	131.8	137.2	103.5
27-Jan-21	125.5	128.9	103.4
13-Jan-21	125.5	129.5	100.6

30-Dec-20	125.5	129.5	91.5
16-Dec-20	122.3	127.3	91.5
2-Dec-20	122.3	125.5	91.7
18-Nov-20	117.1	120.5	91.1
4-Nov-20	117.1	120.5	89.1
21-Oct-20	117.1	113.7	89.1
7-Oct-20	111.8	115.0	89.1
23-Sep-20	111.8	111.0	89.1
9-Sep-20	111.8	111.0	90.3
26-Aug-20	111.8	111.0	97.5
12-Aug-20	111.8	111.0	97.5
29-Jul-20	111.8	111.0	97.5
15-Jul-20	111.8	111.0	123.4
2-Jul-20	111.8	111.0	131.8
17-Jun-20	111.8	115.0	132.3
3-Jun-20	111.8	105.8	132.9
20-May-20	111.8	115.0	132.9
6-May-20	111.8	115.0	136.9
22-Apr-20	111.8	116.3	135.3
8-Apr-20	116.9	120.0	136.4

	Furnace Oil	Arctic Stove Oil	Propane (500-gallon tank cost)
Mar '20	129.5	125.1	139.6
Feb '20	139.9	138.2	140.6
Jan '20	143.4	148.7	140.8

Dec '19	145.2	147.7	146.5
Nov '19	139.9	143.7	128.3
Oct '19	134.7	137.8	127.0
Sep '19	127.3	130.5	123.2
Aug '19	127.3	130.5	124.2
Jul '19	127.6	130.8	124.2
Jun '19	128.1	131.3	124.2
May '19	128.1	131.3	124.2
Apr '19	126.6	129.7	124.2
Mar '19	125.0	128.1	124.2
Feb '19	122.9	126.0	119.0
Jan '19	116.6	119.7	119.0

Dec '18	127.1	130.2	115.7
Nov '18	135.5	138.6	117.1
Oct '18	135.5	138.6	115.5
Sep '18	n/a	n/a	113.2
Aug '18	128.1	131.3	111.3
Jul '18	n/a	n/a	109.0
Jun '18	130.2	133.4	109.0
May '18	121.8	125.0	122.1
Apr '18	121.8	125.0	121.6

Next release: May 21, 2021