

YUKON BUREAU OF STATISTICS



Yukon Fuel Price Survey December 2019

Retail Motor Fuel Prices in Yukon

Average Prices as of December 18, 2019

	Self-serve			% Change Dec 19, 2018 to Dec 18, 2019		
	regular	premium	diesel	regular	premium	diesel
Whitehorse	142.1	151.8	145.4	14.7%	11.0%	5.7%
Beaver Creek	158.9	169.9	174.9	6.0%	0.0%	2.9%
Burwash Landing	n/a	n/a	n/a	n/a	n/a	n/a
Carcross	152.9	-	157.9	13.3%	-	5.3%
Carmacks	152.9	162.9	155.9	17.7%	16.4%	7.6%
Dawson City	152.6	164.3	157.8	12.7%	-0.4%	6.8%
Destruction Bay	143.9	159.9	162.9	0.7%	2.6%	3.8%
Eagle Plains	170.0	-	161.0	9.7%	-	3.9%
Faro	154.9	-	157.9	18.3%	-	8.2%
Haines Junction	147.6	155.9	149.9	12.8%	13.9%	5.9%
Jake's Corner	142.9	153.9	151.9	11.7%	11.6%	6.2%
Mayo	149.9	-	147.9	22.2%	-	10.3%
Pelly Crossing	151.9	157.9	146.9	12.6%	-	13.1%
Ross River	152.9	-	156.4	17.7%	-	7.9%
Stewart Crossing	152.9	158.9	155.9	13.3%	12.8%	6.9%
Teslin	146.9	156.9	152.4	11.4%	10.6%	5.9%
Watson Lake	138.6	149.9	143.6	11.4%	11.1%	5.2%

As of December 18, 2019, average **regular self-serve** gasoline prices ranged from 138.6¢ per litre in Watson Lake to 170.0¢ per litre in Eagle Plains; a difference of 31.4¢. In communities offering **premium self-serve** gasoline, prices ranged from 149.9 in Watson Lake to 169.9¢ in Beaver Creek; a difference of 20.0¢. **Diesel self-serve** prices ranged from 143.6 in Watson Lake to 174.9¢ in Beaver Creek; a difference of 31.3¢ per litre.

Comparing December 18, 2019 to December 19, 2018, **regular self-serve** gasoline prices increased in all Yukon communities. **Diesel self-serve** prices also increased in all Yukon communities.

	Full-serve				% Change Dec 19, 2018 to Dec 18, 2019			
	regular	premium	diesel	propane	regular	premium	diesel	propane
Whitehorse	142.9	153.6	146.9	106.2	14.4%	9.6%	6.5%	3.2%
Dawson City	-	-	-	135.0	-	-	-	n/a
Destruction Bay	-	-	-	136.9	-	-	-	0.0%
Eagle Plains	-	-	-	144.0	-	-	-	2.9%
Haines Junction	-	-	-	n/a	-	-	-	n/a
Teslin	-	-	-	110.0	-	-	-	0.0%
Watson Lake	-	-	-	112.9	-	-	-	1.8%

In communities offering **full-serve propane** fuel services, prices ranged from 106.2¢ per litre in Whitehorse to 144.0¢ per litre in Eagle Plains; a difference of 37.8¢. Year-over-year, prices of full-serve propane increased in Whitehorse, Eagle Plains and Watson Lake; remained the same in Destruction Bay and Teslin, and were unavailable for Dawson City and Haines Junction.

Notes:

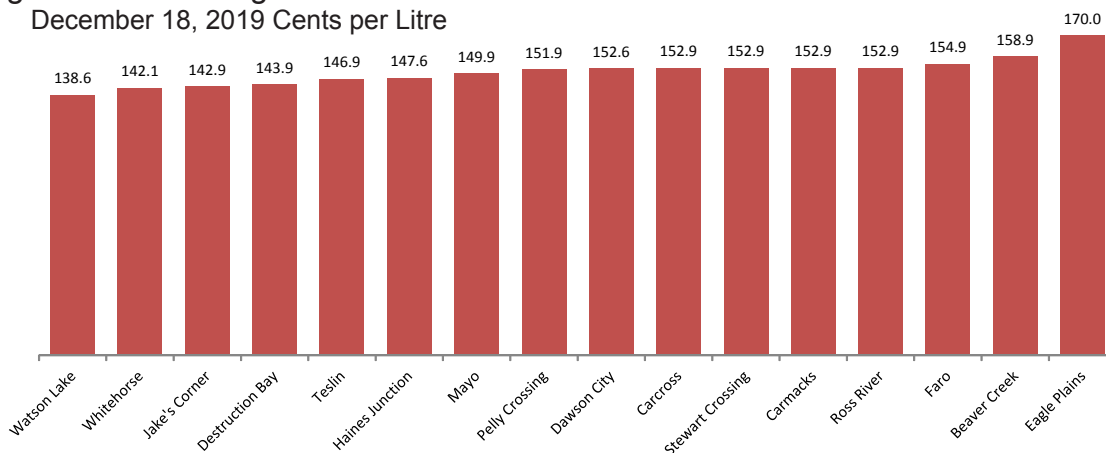
All prices are Canadian cents per litre, including all applicable taxes.

"n/a" indicates this information was not available for the reporting period.

"-" Indicates this service was not available in this community at this time.

Average Self-Serve Regular Gasoline Prices

December 18, 2019 Cents per Litre



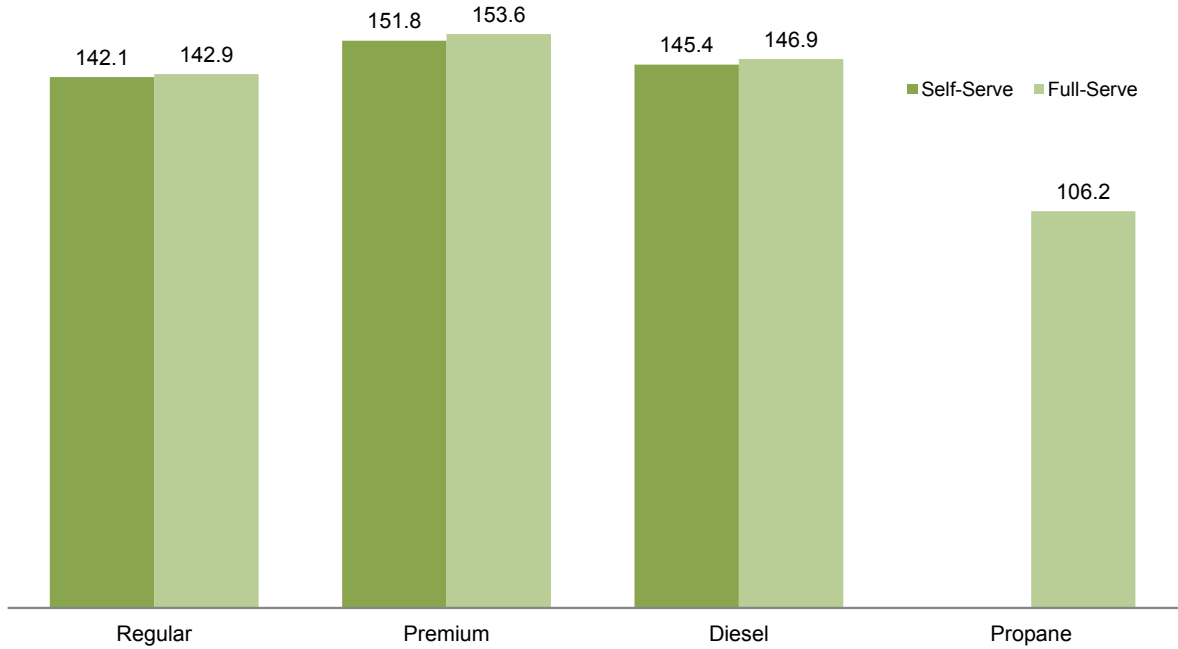
The prices for Burwash Landing was unavailable.

Retail Motor Fuel Prices — Whitehorse

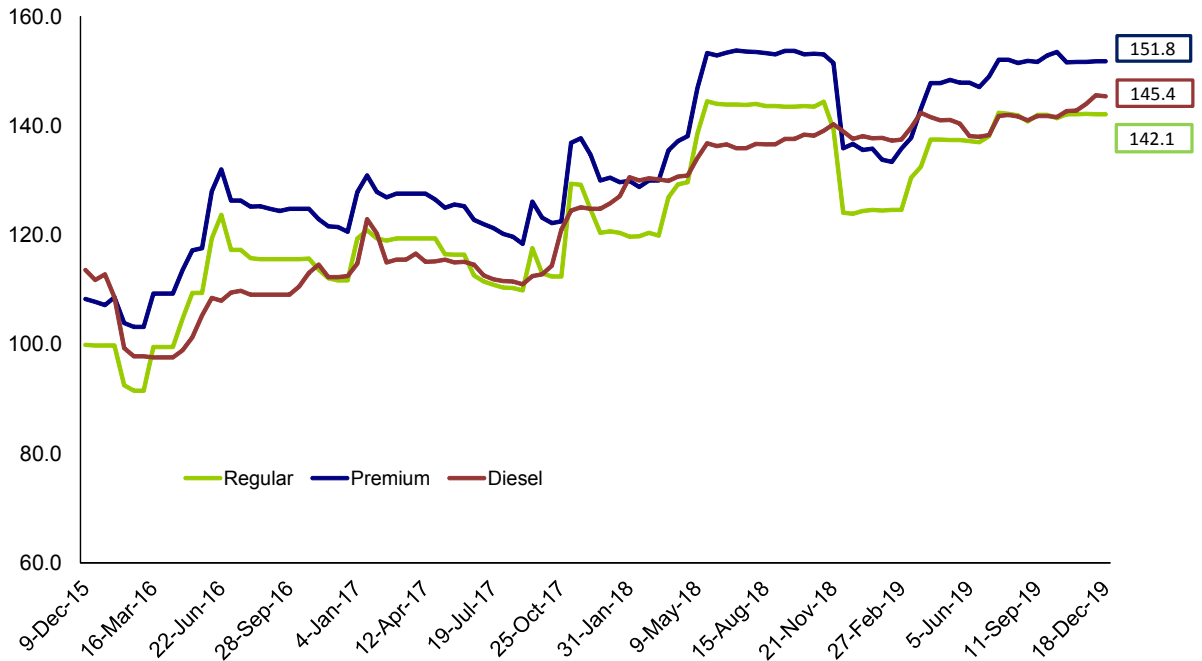
	Self-serve			Full-serve			
	regular	premium	diesel	regular	premium	diesel	propane
18-Dec-19	142.1	151.8	145.4	142.9	153.6	146.9	106.2
4-Dec-19	142.1	151.8	145.6	142.9	153.6	146.9	106.2
20-Nov-19	142.2	151.7	144.0	142.9	153.4	144.9	105.9
6-Nov-19	142.1	151.7	142.8	142.9	153.4	142.2	103.9
23-Oct-19	142.1	151.6	142.7	142.9	153.4	142.2	102.9
9-Oct-19	141.4	153.5	141.6	142.9	153.6	142.2	102.9
25-Sep-19	142.0	152.9	141.8	142.9	153.9	143.9	101.2
11-Sep-19	142.0	151.7	141.8	142.9	153.4	142.2	100.4
28-Aug-19	140.8	151.9	141.0	142.9	153.9	142.9	100.9
14-Aug-19	141.9	151.5	141.7	142.9	153.9	142.9	101.1
31-Jul-19	142.2	152.1	142.0	142.9	153.4	142.2	101.1
17-Jul-19	142.4	152.1	141.8	142.9	153.4	140.6	101.1
3-Jul-19	138.1	149.0	138.3	139.6	151.8	138.9	101.1
19-Jun-19	137.0	147.1	138.0	136.6	148.8	138.2	100.3
5-Jun-19	137.2	147.9	138.1	137.9	150.1	139.6	101.0
21-May-19	137.4	147.9	140.4	137.9	150.1	140.9	101.0
8-May-19	137.4	148.4	141.1	137.9	150.1	140.9	101.9
24-Apr-19	137.5	147.8	141.0	137.9	149.9	140.9	100.9
10-Apr-19	137.5	147.8	141.6	137.9	149.9	141.9	100.9
27-Mar-19	132.5	143.1	142.4	132.9	146.8	141.9	101.2
13-Mar-19	130.5	137.8	139.7	132.9	140.4	142.9	98.9
27-Feb-19	124.6	135.8	137.5	124.9	138.9	138.7	101.2
13-Feb-19	124.6	133.4	137.3	124.9	133.6	138.2	97.4
30-Jan-19	124.5	133.8	137.8	124.9	134.9	140.0	97.4
16-Jan-19	124.6	135.8	137.7	124.9	138.9	138.4	101.2
2-Jan-19	124.4	135.6	138.1	124.9	138.4	138.4	101.2
19-Dec-18	123.9	136.7	137.6	124.9	140.2	137.9	102.9
5-Dec-18	124.1	135.9	139.0	123.6	138.9	138.2	101.9
Nov '18	141.9	152.3	139.7	142.4	152.1	138.8	102.4
Oct '18	143.6	153.2	138.3	143.9	152.9	136.9	101.1
Sep '18	143.5	153.7	137.6	144.9	152.9	137.9	100.4
Aug '18	143.7	153.3	136.6	144.9	152.9	137.9	100.2
Jul '18	143.9	153.7	135.9	144.9	152.4	136.6	99.7
Jun '18	144.0	153.2	136.5	144.9	153.9	137.1	102.6
May '18	141.6	150.1	135.5	142.4	150.3	135.6	100.7
Apr '18	129.5	137.7	130.8	129.9	137.9	130.9	100.4
Mar '18	123.4	132.8	130.1	123.9	133.4	130.9	101.8
Feb '18	120.1	129.4	130.2	120.9	129.9	131.4	102.2
Jan '18	120.3	130.0	127.8	120.6	131.7	127.9	103.6
Dec '17	122.6	132.4	124.8	124.1	133.6	126.2	102.3
Nov '17	129.3	137.3	124.8	129.8	137.8	122.9	101.6
Oct '17	112.4	122.4	117.7	112.9	124.2	116.2	100.2
Sep '17	115.3	124.7	112.7	116.4	126.4	114.0	98.5
Aug '17	110.2	119.4	111.4	109.8	120.8	112.1	97.0
Jul '17	111.2	121.7	112.3	111.3	123.7	113.1	97.9
Jun '17	114.5	124.1	114.9	115.1	125.1	115.1	98.2
May '17	116.5	125.3	115.3	116.9	126.2	114.9	93.6
Apr '17	118.6	127.1	115.2	118.9	126.4	114.9	92.9
Mar '17	119.4	127.6	115.9	119.9	127.2	115.6	96.7
Feb '17	119.2	127.4	117.7	119.3	126.6	122.2	93.9
Jan '17	119.4	127.9	115.1	119.9	127.2	114.8	91.4
Dec '16	111.7	121.1	112.4	111.9	122.2	111.9	89.9

Retail Motor Fuel Prices — Whitehorse

Average Fuel Prices, as of December 18, 2019
(cents per litre)



Average Self-Serve Bi-weekly Fuel Prices,
December 2015 - December 2019
(cents per litre)



Retail Motor Fuel Prices - Beaver Creek & Burwash Landing

	Beaver Creek Self-serve		
	regular	premium	diesel
18-Dec-19	158.9	169.9	174.9
4-Dec-19	158.9	169.9	174.9
20-Nov-19	157.9	169.9	165.9
6-Nov-19	157.9	169.9	165.9
23-Oct-19	157.2	169.9	162.6
9-Oct-19	157.0	169.0	165.0
25-Sep-19	156.9	160.0	160.6
11-Sep-19	157.2	169.9	160.9
28-Aug-19	157.2	169.9	160.9
14-Aug-19	157.2	169.9	160.9
31-Jul-19	157.2	169.9	160.9
17-Jul-19	157.2	169.9	160.9
3-Jul-19	157.2	169.9	160.9
19-Jun-19	157.2	162.9	158.6
5-Jun-19	157.2	169.9	160.9
21-May-19	158.9	169.9	169.9
8-May-19	158.9	169.9	169.9
24-Apr-19	155.9	169.9	169.9
10-Apr-19	153.9	169.9	169.9
27-Mar-19	149.9	169.9	169.9
13-Mar-19	149.9	169.9	169.9
27-Feb-19	144.9	169.9	169.9
13-Feb-19	149.9	169.9	169.9
30-Jan-19	149.9	159.9	159.9
16-Jan-19	149.9	169.9	169.9
2-Jan-19	149.9	169.9	169.9
19-Dec-18	149.9	169.9	169.9
5-Dec-18	159.9	169.9	169.9
Nov '18	159.9	169.9	164.9
Oct '18	158.8	169.9	157.8
Sep '18	158.0	169.9	157.0
Aug '18	157.6	169.9	150.9
Jul '18	157.6	169.9	148.6
Jun '18	158.9	169.9	148.6
May '18	151.1	159.9	147.6
Apr '18	144.9	159.9	159.9
Mar '18	144.9	159.9	159.9
Feb '18	144.9	159.9	159.9
Jan '18	144.9	159.9	159.9
Dec '17	141.2	159.9	153.7
Nov '17	137.4	159.9	144.9
Oct '17	137.2	159.9	142.3
Sep '17	136.9	159.9	139.6
Aug '17	138.8	159.9	139.5
Jul '17	133.6	159.9	137.9
Jun '17	133.5	159.9	137.5
May '17	130.5	159.9	137.6
Apr '17	138.3	159.9	143.3
Mar '17	144.6	159.6	154.6
Feb '17	144.9	159.9	152.4
Jan '17	144.9	155.4	149.9
Dec '16	139.9	159.9	149.9

	Burwash Landing Self-serve		
	regular	premium	diesel
18-Dec-19	n/a	n/a	n/a
4-Dec-19	142.9	152.9	142.9
20-Nov-19	n/a	n/a	n/a
6-Nov-19	142.9	152.9	142.9
23-Oct-19	142.9	152.9	142.9
9-Oct-19	142.9	152.9	142.9
25-Sep-19	142.9	152.9	142.9
11-Sep-19	142.9	152.9	142.9
28-Aug-19	142.9	152.9	142.9
14-Aug-19	142.9	152.9	142.9
31-Jul-19	n/a	n/a	n/a
17-Jul-19	142.9	152.9	142.9
3-Jul-19	137.9	147.9	139.9
19-Jun-19	132.9	142.9	139.9
5-Jun-19	132.9	142.9	139.9
21-May-19	132.9	142.9	139.9
8-May-19	n/a	n/a	n/a
24-Apr-19	n/a	n/a	n/a
10-Apr-19	n/a	n/a	n/a
27-Mar-19	126.0	136.0	138.9
13-Mar-19	n/a	n/a	n/a
27-Feb-19	n/a	n/a	n/a
13-Feb-19	126.0	136.0	138.9
30-Jan-19	126.0	136.0	138.9
16-Jan-19	140.9	152.9	138.9
2-Jan-19	n/a	n/a	n/a
19-Dec-18	140.9	152.9	138.9
5-Dec-18	140.9	152.9	138.9
Nov '18	147.9	157.9	138.4
Oct '18	147.9	157.9	138.9
Sep '18	n/a	n/a	n/a
Aug '18	145.9	155.9	138.2
Jul '18	144.9	154.9	137.9
Jun '18	144.9	154.9	137.9
May '18	137.4	147.4	131.9
Apr '18	129.9	139.9	135.9
Mar '18	127.9	137.9	131.9
Feb '18	129.9	139.9	127.9
Jan '18	129.9	139.9	127.9
Dec '17	129.9	139.9	127.9
Nov '17	129.9	139.9	127.9
Oct '17	120.9	130.9	118.9
Sep '17	120.9	130.9	118.9
Aug '17	120.9	130.9	118.9
Jul '17	120.9	130.9	118.9
Jun '17	120.9	130.9	118.9
May '17	120.9	130.9	118.9
Apr '17	125.9	135.9	118.9
Mar '17	125.9	135.9	118.9
Feb '17	125.9	135.9	118.9
Jan '17	122.9	132.9	117.4
Dec '16	119.9	129.9	115.9

Retail Motor Fuel Prices — Carcross & Carmacks

	Carcross Self-serve				Carmacks Self-serve		
	regular	premium	diesel		regular	premium	diesel
18-Dec-19	152.9	-	157.9	18-Dec-19	152.9	162.9	155.9
4-Dec-19	152.9	-	157.9	4-Dec-19	152.9	162.9	155.9
20-Nov-19	152.9	-	157.9	20-Nov-19	152.9	162.9	155.9
6-Nov-19	152.9	-	157.9	6-Nov-19	152.9	162.9	155.9
23-Oct-19	149.9	-	154.9	23-Oct-19	152.9	162.9	155.9
9-Oct-19	149.9	-	154.9	9-Oct-19	152.9	162.9	155.9
25-Sep-19	149.9	-	154.9	25-Sep-19	152.9	162.9	155.9
11-Sep-19	149.9	-	154.9	11-Sep-19	152.9	162.9	155.9
28-Aug-19	149.9	-	154.9	28-Aug-19	152.9	162.9	155.9
14-Aug-19	149.9	-	154.9	14-Aug-19	152.9	162.9	155.9
31-Jul-19	149.9	-	154.9	31-Jul-19	152.9	162.9	155.9
17-Jul-19	149.9	-	154.9	17-Jul-19	152.9	162.9	155.9
3-Jul-19	149.9	-	154.9	3-Jul-19	152.9	162.9	155.9
19-Jun-19	147.9	-	154.9	19-Jun-19	152.9	160.4	154.9
5-Jun-19	147.9	-	154.9	5-Jun-19	152.9	160.4	154.9
21-May-19	147.9	-	154.9	21-May-19	152.9	160.4	154.9
8-May-19	147.9	-	154.9	8-May-19	152.9	160.4	154.9
24-Apr-19	147.9	-	154.9	24-Apr-19	150.4	160.4	146.9
10-Apr-19	147.9	-	154.9	10-Apr-19	143.9	153.9	156.9
27-Mar-19	144.9	-	149.9	27-Mar-19	139.9	149.9	153.9
13-Mar-19	134.9	-	149.9	13-Mar-19	129.9	139.9	139.9
27-Feb-19	134.9	-	149.9	27-Feb-19	129.9	139.9	139.9
13-Feb-19	134.9	-	149.9	13-Feb-19	129.9	139.9	144.9
30-Jan-19	134.9	-	149.9	30-Jan-19	129.9	139.9	144.9
16-Jan-19	134.9	-	149.9	16-Jan-19	129.9	139.9	144.9
2-Jan-19	134.9	-	149.9	2-Jan-19	129.9	139.9	143.9
19-Dec-18	134.9	-	149.9	19-Dec-18	129.9	139.9	144.9
5-Dec-18	134.9	-	149.9	5-Dec-18	136.9	153.4	159.4
Nov '18	152.4	-	154.9	Nov '18	149.9	162.4	155.9
Oct '18	154.9	-	154.9	Oct '18	154.9	164.9	152.4
Sep '18	154.9	-	154.9	Sep '18	154.9	163.7	153.4
Aug '18	154.9	-	154.9	Aug '18	158.2	166.6	151.4
Jul '18	154.9	-	154.9	Jul '18	157.4	162.4	149.7
Jun '18	154.9	-	152.4	Jun '18	153.7	157.4	147.9
May '18	149.9	-	149.9	May '18	149.9	154.4	146.4
Apr '18	138.9	-	144.9	Apr '18	139.9	152.2	141.4
Mar '18	132.9	-	141.9	Mar '18	130.9	145.4	140.4
Feb '18	131.4	-	142.4	Feb '18	130.9	145.4	140.4
Jan '18	129.9	-	137.3	Jan '18	133.9	146.9	139.7
Dec '17	137.5	-	143.5	Dec '17	139.9	149.9	137.9
Nov '17	136.5	-	136.5	Nov '17	132.4	142.4	134.4
Oct '17	124.0	-	125.0	Oct '17	124.9	137.2	129.9
Sep '17	126.5	-	127.5	Sep '17	129.9	138.2	128.9
Aug '17	122.0	-	122.0	Aug '17	119.9	130.9	124.1
Jul '17	124.4	-	124.4	Jul '17	119.9	128.7	121.2
Jun '17	128.4	-	126.9	Jun '17	124.9	134.9	127.4
May '17	129.9	-	129.9	May '17	124.9	132.4	127.4
Apr '17	129.9	-	129.9	Apr '17	124.9	135.9	127.4
Mar '17	129.9	-	129.9	Mar '17	124.9	135.9	127.4
Feb '17	129.9	-	129.9	Feb '17	124.9	135.9	127.4
Jan '17	129.9	-	129.9	Jan '17	124.9	134.4	127.4
Dec '16	121.9	-	128.4	Dec '16	124.9	133.4	126.2

Retail Motor Fuel Prices — Dawson City & Destruction Bay

	Dawson City Self-serve			Full-serve
	regular	premium	diesel	propane
18-Dec-19	152.6	164.3	157.8	135.0
4-Dec-19	152.8	164.7	158.9	135.0
20-Nov-19	157.2	164.7	165.2	135.0
6-Nov-19	152.8	164.7	155.8	135.0
23-Oct-19	157.9	163.9	157.9	135.0
9-Oct-19	150.1	164.9	149.4	135.0
25-Sep-19	158.9	164.9	155.8	135.0
11-Sep-19	158.9	164.9	155.8	135.0
28-Aug-19	149.4	164.9	148.9	135.0
14-Aug-19	160.9	168.4	155.2	135.0
31-Jul-19	153.9	168.4	151.0	135.0
17-Jul-19	159.9	167.4	160.2	135.0
3-Jul-19	151.0	166.1	150.8	135.0
19-Jun-19	158.3	164.8	158.4	135.0
5-Jun-19	152.7	169.4	154.1	135.0
21-May-19	161.4	168.4	164.4	135.0
8-May-19	153.4	168.4	157.4	135.0
24-Apr-19	151.2	169.9	154.9	n/a
10-Apr-19	150.2	166.8	156.9	n/a
27-Mar-19	144.8	160.5	156.6	n/a
13-Mar-19	137.9	155.9	151.9	n/a
27-Feb-19	137.2	153.9	149.9	n/a
13-Feb-19	139.4	152.9	150.5	n/a
30-Jan-19	134.6	146.1	147.0	n/a
16-Jan-19	134.1	144.4	145.2	n/a
2-Jan-19	139.6	164.9	152.2	n/a
19-Dec-18	135.4	164.9	147.7	n/a
5-Dec-18	142.6	174.0	154.2	n/a
Nov '18	155.4	173.0	154.2	135.0
Oct '18	154.6	172.0	151.8	135.0
Sep '18	154.6	172.0	151.2	135.0
Aug '18	154.6	171.4	150.6	135.0
Jul '18	154.6	172.0	150.5	135.0
Jun '18	154.6	172.0	150.3	135.0
May '18	153.3	163.4	149.7	135.0
Apr '18	142.6	152.7	142.2	135.0
Mar '18	130.7	149.5	138.8	n/a
Feb '18	133.6	148.2	139.9	135.0
Jan '18	130.9	146.5	134.8	135.0
Dec '17	134.0	151.1	135.0	135.0
Nov '17	140.9	148.7	145.8	135.0
Oct '17	134.7	143.2	136.3	135.0
Sep '17	136.2	144.7	135.9	135.0
Aug '17	129.7	136.5	131.7	135.0
Jul '17	131.0	138.2	134.2	135.0
Jun '17	134.2	140.2	134.9	135.0
May '17	135.7	141.7	137.8	135.0
Apr '17	135.7	141.7	137.8	135.0
Mar '17	135.7	141.7	137.8	135.3
Feb '17	136.1	142.6	140.8	135.0
Jan '17	132.5	139.5	142.8	n/a
Dec '16	134.2	139.4	131.9	135.0

	Destruction Bay Self-serve			Full-serve
	regular	premium	diesel	propane
18-Dec-19	143.9	159.9	162.9	136.9
4-Dec-19	n/a	n/a	n/a	n/a
20-Nov-19	141.9	157.9	156.9	136.9
6-Nov-19	n/a	n/a	n/a	n/a
23-Oct-19	n/a	n/a	n/a	n/a
9-Oct-19	141.9	157.9	152.9	136.9
25-Sep-19	144.9	158.9	147.9	136.9
11-Sep-19	139.9	153.9	139.9	136.9
28-Aug-19	138.9	152.9	140.9	138.9
14-Aug-19	142.9	156.9	142.9	136.9
31-Jul-19	144.9	158.9	144.9	136.9
17-Jul-19	148.9	162.9	142.9	136.9
3-Jul-19	143.9	156.9	140.9	136.9
19-Jun-19	n/a	n/a	n/a	n/a
5-Jun-19	149.9	162.9	147.9	136.9
21-May-19	150.9	163.9	149.9	136.9
8-May-19	n/a	n/a	n/a	n/a
24-Apr-19	n/a	n/a	n/a	n/a
10-Apr-19	n/a	n/a	n/a	n/a
27-Mar-19	n/a	n/a	n/a	n/a
13-Mar-19	140.9	153.9	149.9	136.9
27-Feb-19	n/a	n/a	n/a	n/a
13-Feb-19	130.9	143.9	144.9	136.9
30-Jan-19	128.9	141.9	143.9	136.9
16-Jan-19	128.9	141.9	144.9	136.9
2-Jan-19	142.9	155.9	156.9	136.9
19-Dec-18	142.9	155.9	156.9	136.9
5-Dec-18	142.9	155.9	156.9	140.0
Nov '18	145.9	158.9	154.4	140.0
Oct '18	153.4	166.4	157.4	138.5
Sep '18	155.9	168.9	150.9	136.9
Aug '18	153.2	166.2	148.9	136.9
Jul '18	154.4	167.4	149.9	136.9
Jun '18	155.4	163.4	153.9	136.9
May '18	154.4	166.9	149.9	140.0
Apr '18	150.4	160.4	145.4	135.0
Mar '18	139.4	152.4	144.9	126.9
Feb '18	135.9	148.9	146.9	126.9
Jan '18	135.2	148.6	147.9	126.9
Dec '17	132.9	145.9	144.4	126.9
Nov '17	137.4	150.4	143.4	126.9
Oct '17	129.9	142.9	137.9	126.9
Sep '17	128.9	141.9	127.9	126.9
Aug '17	128.4	140.9	124.4	126.9
Jul '17	123.4	134.9	119.9	126.9
Jun '17	120.9	132.9	122.9	126.9
May '17	127.9	137.9	125.9	128.5
Apr '17	132.9	142.9	128.9	126.9
Mar '17	126.9	136.9	129.9	126.9
Feb '17	128.9	138.9	128.9	128.5
Jan '17	131.4	141.4	127.9	126.9
Dec '16	126.4	134.9	128.4	126.9

Retail Motor Fuel Prices — Eagle Plains & Faro

	Eagle Plains Self-Serve			Full-serve propane	Faro Self-Serve			
	regular	premium	diesel		regular	premium	diesel	
18-Dec-19	170.0	-	161.0	144.0	18-Dec-19	154.9	-	157.9
4-Dec-19	170.0	-	161.0	140.0	4-Dec-19	154.3	-	157.3
20-Nov-19	170.0	-	161.0	140.0	20-Nov-19	154.3	-	157.3
6-Nov-19	170.0	-	166.0	144.0	6-Nov-19	154.3	-	157.3
23-Oct-19	170.0	-	161.0	144.0	23-Oct-19	154.3	-	157.3
9-Oct-19	170.0	-	161.0	144.0	9-Oct-19	154.3	-	157.3
25-Sep-19	170.0	-	161.0	144.0	25-Sep-19	154.3	-	157.3
11-Sep-19	170.0	-	161.0	144.0	11-Sep-19	154.3	-	157.3
28-Aug-19	170.0	-	166.0	144.0	28-Aug-19	154.3	-	157.3
14-Aug-19	170.0	-	161.0	144.0	14-Aug-19	n/a	-	n/a
31-Jul-19	170.0	-	161.0	144.0	31-Jul-19	n/a	-	n/a
17-Jul-19	170.0	-	161.0	144.0	17-Jul-19	154.3	-	157.3
3-Jul-19	170.0	-	166.0	144.0	3-Jul-19	154.3	-	157.3
19-Jun-19	165.0	-	160.0	140.0	19-Jun-19	149.9	-	151.9
5-Jun-19	165.0	-	160.0	140.0	5-Jun-19	149.9	-	151.9
21-May-19	165.0	-	160.0	140.0	21-May-19	153.9	-	155.9
8-May-19	165.0	-	160.0	140.0	8-May-19	153.9	-	155.9
24-Apr-19	165.0	-	160.0	140.0	24-Apr-19	148.9	-	152.9
10-Apr-19	165.0	-	155.0	140.0	10-Apr-19	144.9	-	148.9
27-Mar-19	165.0	-	155.0	140.0	27-Mar-19	140.9	-	148.9
13-Mar-19	165.0	-	155.0	140.0	13-Mar-19	130.9	-	145.9
27-Feb-19	165.0	-	155.0	140.0	27-Feb-19	130.9	-	145.9
13-Feb-19	165.0	-	155.0	140.0	13-Feb-19	130.9	-	145.9
30-Jan-19	165.0	-	155.0	140.0	30-Jan-19	130.9	-	145.9
16-Jan-19	165.0	-	155.0	140.0	16-Jan-19	n/a	-	n/a
2-Jan-19	n/a	-	n/a	n/a	2-Jan-19	130.9	-	145.9
19-Dec-18	155.0	-	155.0	140.0	19-Dec-18	130.9	-	145.9
5-Dec-18	155.0	-	155.0	140.0	5-Dec-18	145.9	-	159.5
Nov '18	155.0	-	155.0	140.0	Nov '18	154.9	-	142.5
Oct '18	160.0	-	157.5	140.0	Oct '18	154.9	-	142.5
Sep '18	165.0	-	155.0	140.0	Sep '18	154.9	-	142.5
Aug '18	161.7	-	155.0	140.0	Aug '18	158.2	-	147.2
Jul '18	160.0	-	155.0	140.0	Jul '18	154.9	-	152.5
Jun '18	n/a	-	n/a	n/a	Jun '18	153.9	-	153.5
May '18	n/a	-	n/a	n/a	May '18	151.9	-	150.5
Apr '18	n/a	-	n/a	n/a	Apr '18	139.9	-	145.5
Mar '18	145.0	-	150.0	140.0	Mar '18	134.5	-	142.9
Feb '18	145.0	-	150.0	140.0	Feb '18	134.7	-	138.9
Jan '18	145.0	-	143.3	140.0	Jan '18	138.0	-	134.8
Dec '17	145.0	-	142.5	140.0	Dec '17	139.9	-	134.5
Nov '17	145.0	-	142.5	140.0	Nov '17	n/a	-	n/a
Oct '17	145.0	-	140.0	140.0	Oct '17	n/a	-	n/a
Sep '17	145.0	-	140.0	140.0	Sep '17	128.2	-	129.9
Aug '17	145.0	-	143.3	140.0	Aug '17	127.9	-	132.9
Jul '17	145.0	-	142.5	140.0	Jul '17	127.0	-	127.0
Jun '17	145.0	-	142.5	140.0	Jun '17	127.9	-	132.9
May '17	145.0	-	145.0	140.0	May '17	127.9	-	132.9
Apr '17	145.0	-	140.0	140.0	Apr '17	127.9	-	132.9
Mar '17	145.0	-	140.0	140.0	Mar '17	125.9	-	130.9
Feb '17	145.0	-	140.0	140.0	Feb '17	124.9	-	129.9
Jan '17	145.0	-	140.0	140.0	Jan '17	124.9	-	129.9
Dec '16	145.0	-	140.0	140.0	Dec '16	124.9	-	123.9

Retail Motor Fuel Prices — Haines Junction

	Self-serve			Full-serve
	regular	premium	diesel	propane
18-Dec-19	147.6	155.9	149.9	n/a
4-Dec-19	147.6	155.9	149.2	n/a
20-Nov-19	147.6	155.9	149.2	n/a
6-Nov-19	147.6	155.9	148.2	n/a
23-Oct-19	147.6	155.9	148.2	n/a
9-Oct-19	146.9	n/a	146.9	n/a
25-Sep-19	147.4	155.9	147.9	n/a
11-Sep-19	147.6	155.9	148.2	n/a
28-Aug-19	147.4	155.9	147.9	n/a
14-Aug-19	147.6	155.9	148.2	n/a
31-Jul-19	147.6	155.9	148.2	n/a
17-Jul-19	147.6	155.9	148.2	n/a
3-Jul-19	144.2	153.4	144.9	n/a
19-Jun-19	142.3	155.4	144.5	n/a
5-Jun-19	142.3	150.9	144.5	n/a
21-May-19	141.2	148.9	145.9	n/a
8-May-19	140.4	150.9	146.4	n/a
24-Apr-19	141.2	150.9	145.9	n/a
10-Apr-19	141.2	150.9	147.9	n/a
27-Mar-19	138.2	141.4	141.9	n/a
13-Mar-19	128.9	136.9	139.6	n/a
27-Feb-19	128.9	136.9	139.9	n/a
13-Feb-19	128.9	136.9	139.9	n/a
30-Jan-19	128.9	136.9	139.9	n/a
16-Jan-19	128.9	136.9	139.9	n/a
2-Jan-19	128.9	136.9	139.9	n/a
19-Dec-18	130.9	136.9	141.5	n/a
5-Dec-18	142.4	142.9	146.4	n/a
Nov '18	148.2	155.4	148.6	n/a
Oct '18	148.7	157.9	147.0	100.0
Sep '18	146.5	157.9	144.2	100.0
Aug '18	147.5	158.2	146.0	100.0
Jul '18	147.2	157.9	142.6	100.0
Jun '18	147.8	157.9	145.4	100.0
May '18	144.7	155.4	141.8	100.0
Apr '18	132.2	142.9	136.6	100.0
Mar '18	126.7	137.2	136.5	100.0
Feb '18	124.9	133.9	135.9	100.0
Jan '18	124.6	133.9	133.8	100.0
Dec' 17	127.2	132.9	133.2	100.0
Nov '17	129.7	146.0	133.6	100.0
Oct '17	117.1	125.9	123.1	100.0
Sep '17	121.7	132.9	119.1	100.0
Aug '17	115.8	124.2	116.3	100.0
Jul '17	116.6	125.2	116.5	100.0
Jun '17	121.4	128.2	119.7	100.0
May '17	121.5	129.0	122.1	100.0
Apr '17	122.7	129.0	122.0	100.0
Mar '17	121.4	130.9	120.9	100.0
Feb '17	123.0	130.9	121.5	100.0
Jan '17	122.3	130.9	119.5	100.0
Dec '16	113.9	122.4	116.1	100.0

Retail Motor Fuel Prices — Jake's Corner

	Self-serve			Full-serve
	regular	premium	diesel	propane
18-Dec-19	142.9	153.9	151.9	-
4-Dec-19	142.9	153.9	151.9	-
20-Nov-19	142.9	153.9	151.9	-
6-Nov-19	142.9	153.9	151.9	-
23-Oct-19	144.9	154.9	151.9	-
9-Oct-19	149.9	154.9	151.9	-
25-Sep-19	n/a	n/a	n/a	-
11-Sep-19	149.9	154.9	142.9	-
28-Aug-19	n/a	n/a	n/a	-
14-Aug-19	n/a	n/a	n/a	-
31-Jul-19	142.9	156.0	147.9	-
17-Jul-19	142.9	156.0	147.9	-
3-Jul-19	142.9	156.0	147.9	-
19-Jun-19	137.9	151.0	142.9	-
5-Jun-19	137.9	151.0	142.9	-
21-May-19	137.9	151.0	142.9	-
8-May-19	137.9	151.0	142.9	-
24-Apr-19	137.9	151.0	142.9	-
10-Apr-19	137.9	151.0	145.9	-
27-Mar-19	132.9	146.0	145.9	-
13-Mar-19	132.9	144.0	145.9	-
27-Feb-19	127.9	137.9	143.0	-
13-Feb-19	127.9	137.9	143.0	-
30-Jan-19	127.9	137.9	143.0	-
16-Jan-19	127.9	137.9	143.0	-
2-Jan-19	127.9	137.9	143.0	-
19-Dec-18	127.9	137.9	143.0	-
5-Dec-18	127.9	137.9	143.0	-
Nov '18	144.9	155.9	141.7	n/a
Oct '18	147.8	155.9	141.4	n/a
Sep '18	147.8	155.9	141.4	n/a
Aug '18	147.8	155.9	137.9	n/a
Jul '18	147.8	155.9	137.9	n/a
Jun '18	147.8	155.9	137.9	n/a
May '18	145.3	151.4	137.9	n/a
Apr '18	132.8	140.9	132.9	n/a
Mar '18	n/a	n/a	n/a	n/a
Feb '18	n/a	n/a	n/a	n/a
Jan '18	n/a	n/a	n/a	n/a
Dec '17	n/a	n/a	n/a	n/a
Nov '17	n/a	n/a	n/a	n/a
Oct '17	n/a	n/a	n/a	n/a
Sep '17	n/a	n/a	n/a	n/a
Aug '17	112.8	126.8	113.8	115.0
Jul '17	112.8	126.8	113.8	107.5
Jun '17	116.8	129.8	116.8	115.0
May '17	118.3	129.8	118.3	107.5
Apr '17	119.8	129.8	124.8	100.0
Mar '17	119.8	129.8	124.8	115.0
Feb '17	119.8	129.8	124.8	115.0
Jan '17	117.8	129.8	124.8	115.0
Dec '16	115.8	129.8	124.8	115.0

Retail Motor Fuel Prices — Mayo

	Self-serve			Full-serve	
	regular	premium	diesel	regular	diesel
18-Dec-19	149.9	-	147.9	-	-
4-Dec-19	149.9	-	150.9	-	-
20-Nov-19	n/a	-	n/a	-	-
6-Nov-19	149.9	-	147.9	-	-
23-Oct-19	n/a	-	n/a	-	-
9-Oct-19	142.8	-	140.9	-	-
25-Sep-19	n/a	-	n/a	-	-
11-Sep-19	n/a	-	n/a	-	-
28-Aug-19	141.4	-	144.1	-	-
14-Aug-19	n/a	-	n/a	-	-
31-Jul-19	148.4	-	148.3	-	-
17-Jul-19	n/a	-	n/a	-	-
3-Jul-19	144.0	-	142.9	-	-
19-Jun-19	n/a	-	n/a	-	-
5-Jun-19	144.0	-	145.9	-	-
21-May-19	n/a	-	n/a	-	-
8-May-19	146.9	-	151.9	-	-
24-Apr-19	146.9	-	151.9	-	-
10-Apr-19	146.9	-	154.9	-	-
27-Mar-19	141.9	-	154.9	-	-
13-Mar-19	133.9	-	144.9	-	-
27-Feb-19	133.9	-	144.9	-	-
13-Feb-19	133.9	-	144.9	-	-
30-Jan-19	133.9	-	144.9	-	-
16-Jan-19	133.9	-	144.9	-	-
2-Jan-19	128.9	-	140.9	-	-
19-Dec-18	122.7	-	134.1	-	-
5-Dec-18	128.9	-	143.9	-	-
Nov '18	146.9	-	141.4	-	-
Oct '18	143.4	-	134.1	-	-
Sep '18	144.7	-	135.1	-	-
Aug '18	144.7	-	135.1	n/a	n/a
Jul '18	144.7	-	135.1	n/a	n/a
Jun '18	144.7	-	135.1	n/a	n/a
May '18	149.4	-	141.9	n/a	n/a
Apr '18	138.4	-	136.5	n/a	n/a
Mar '18	126.1	-	129.9	n/a	n/a
Feb '18	124.9	-	133.2	n/a	n/a
Jan '18	123.8	-	127.7	n/a	n/a
Dec '17	127.3	-	126.8	n/a	n/a
Nov '17	132.3	-	127.1	n/a	n/a
Oct '17	116.1	-	117.6	n/a	n/a
Sep '17	120.1	-	106.1	n/a	n/a
Aug '17	112.7	-	112.2	122.9	119.6
Jul '17	112.3	-	113.2	125.9	117.4
Jun '17	114.7	-	112.8	128.9	123.9
May '17	119.9	-	114.2	128.9	123.9
Apr '17	119.9	-	114.2	128.9	123.9
Mar '17	119.9	-	114.2	128.9	123.9
Feb '17	119.9	-	111.3	128.9	123.9
Jan '17	119.9	-	111.3	128.9	123.9
Dec '16	117.9	-	113.9	128.9	123.9

* Mayo full-serve station burnt down in early September 2017.

Retail Motor Fuel Prices — Pelly Crossing & Ross River

	Pelly Crossing Self-serve		
	regular	Premium	diesel
18-Dec-19	151.9	157.9	146.9
4-Dec-19	n/a	n/a	n/a
20-Nov-19	151.9	157.9	146.9
6-Nov-19	151.9	157.9	146.9
23-Oct-19	151.9	157.9	146.9
9-Oct-19	151.9	157.9	146.9
25-Sep-19	151.9	157.9	146.9
11-Sep-19	151.9	157.9	146.9
28-Aug-19	151.9	157.9	146.9
14-Aug-19	151.9	157.9	146.9
31-Jul-19	151.9	157.9	146.9
17-Jul-19	151.9	157.9	146.9
3-Jul-19	151.9	157.9	146.9
19-Jun-19	151.9	157.9	146.9
5-Jun-19	151.9	157.9	146.9
21-May-19	151.9	157.9	146.9
8-May-19	151.9	157.9	146.9
24-Apr-19	147.9	153.9	142.9
10-Apr-19	n/a	n/a	n/a
27-Mar-19	n/a	n/a	n/a
13-Mar-19	130.9	136.9	125.9
27-Feb-19	130.9	136.9	125.9
13-Feb-19	130.9	136.9	125.9
30-Jan-19	130.9	136.9	125.9
16-Jan-19	139.4	140.9	129.9
2-Jan-19	134.9	140.9	n/a
19-Dec-18	134.9	140.9	129.9
5-Dec-18	146.9	152.9	141.9
Nov '18	153.9	-	148.9
Oct '18	153.9	159.9	148.9
Sep '18	153.9	159.9	148.9
Aug '18	153.9	159.2	148.9
Jul '18	153.9	158.9	148.9
Jun '18	n/a	-	146.5
May '18	148.9	-	148.4
Apr '18	134.4	-	141.7
Mar '18	130.9	-	137.5
Feb '18	130.9	-	137.5
Jan '18	134.9	-	137.5
Dec '17	136.9	-	137.5
Nov '17	133.2	-	137.5
Oct '17	129.5	-	126.5
Sep '17	129.5	-	126.5
Aug '17	122.0	-	122.0
Jul '17	125.0	-	125.0
Jun '17	127.9	-	127.9
May '17	127.9	-	127.9
Apr '17	125.9	-	127.9
Mar '17	122.6	-	127.9
Feb '17	120.9	-	128.9
Jan '17	119.9	-	129.9
Dec '16	119.9	-	129.9

	Ross River Self-serve	
	regular	diesel
18-Dec-19	152.9	156.4
4-Dec-19	152.9	156.4
20-Nov-19	n/a	n/a
6-Nov-19	152.9	156.4
23-Oct-19	154.9	158.4
9-Oct-19	154.9	158.4
25-Sep-19	154.9	158.4
11-Sep-19	154.9	158.4
28-Aug-19	154.9	158.4
14-Aug-19	154.9	158.4
31-Jul-19	154.9	158.4
17-Jul-19	152.9	155.9
3-Jul-19	152.9	155.9
19-Jun-19	152.9	155.9
5-Jun-19	147.9	153.9
21-May-19	147.9	153.9
8-May-19	147.9	153.9
24-Apr-19	147.9	153.9
10-Apr-19	142.9	150.9
27-Mar-19	139.9	147.9
13-Mar-19	129.9	144.9
27-Feb-19	129.9	144.9
13-Feb-19	129.9	144.9
30-Jan-19	n/a	n/a
16-Jan-19	129.9	144.9
2-Jan-19	n/a	n/a
19-Dec-18	129.9	144.9
5-Dec-18	144.9	158.9
Nov '18	150.9	161.7
Oct '18	156.9	154.5
Sep '18	156.9	154.5
Aug '18	156.2	154.0
Jul '18	152.4	152.9
Jun '18	149.9	152.9
May '18	144.9	149.4
Apr '18	137.4	143.9
Mar '18	134.9	141.9
Feb '18	139.9	139.9
Jan '18	136.6	138.2
Dec '17	139.9	139.9
Nov '17	132.4	132.4
Oct '17	129.9	129.9
Sep '17	129.9	129.9
Aug '17	129.9	129.9
Jul '17	129.9	129.9
Jun '17	129.9	129.9
May '17	129.9	129.9
Apr '17	129.9	129.9
Mar '17	129.9	129.9
Feb '17	129.9	129.9
Jan '17	129.9	127.9
Dec '16	129.9	127.9

Retail Motor Fuel Prices — Stewart Crossing

	Self-Serve		
	regular	premium	diesel
18-Dec-19	152.9	158.9	155.9
4-Dec-19	152.9	158.9	150.9
20-Nov-19	152.9	158.9	150.9
6-Nov-19	152.9	158.9	150.9
23-Oct-19	152.9	158.9	150.9
9-Oct-19	n/a	n/a	n/a
25-Sep-19	152.9	158.9	150.9
11-Sep-19	152.9	158.9	150.9
28-Aug-19	152.9	158.9	150.9
14-Aug-19	152.9	158.9	150.9
31-Jul-19	152.9	158.9	150.9
17-Jul-19	152.9	158.9	150.9
3-Jul-19	152.9	158.9	151.5
19-Jun-19	147.9	153.9	145.9
5-Jun-19	147.9	153.9	145.9
21-May-19	147.9	153.9	145.9
8-May-19	n/a	n/a	n/a
24-Apr-19	147.9	148.9	149.9
10-Apr-19	n/a	n/a	n/a
27-Mar-19	n/a	n/a	n/a
13-Mar-19	134.9	140.9	145.9
27-Feb-19	134.9	140.9	145.9
13-Feb-19	134.9	140.9	145.9
30-Jan-19	134.9	140.9	145.9
16-Jan-19	134.9	140.9	145.9
2-Jan-19	134.9	140.9	145.9
19-Dec-18	134.9	140.9	145.9
5-Dec-18	134.9	140.9	150.9
Nov '18	152.4	158.4	150.9
Oct '18	154.9	160.9	150.9
Sep '18	154.9	160.9	150.9
Aug '18	154.9	160.9	150.9
Jul '18	154.9	160.9	150.9
Jun '18	154.9	160.9	150.9
May '18	152.4	158.4	148.4
Apr '18	139.9	145.9	139.9
Mar '18	130.4	136.9	139.9
Feb '18	130.9	136.9	139.9
Jan '18	130.9	133.6	137.6
Dec '17	134.4	139.4	132.9
Nov '17	139.9	145.9	132.9
Oct '17	122.9	128.9	126.4
Sep '17	129.9	132.4	119.9
Aug '17	120.9	126.9	119.9
Jul '17	121.9	127.9	122.9
Jun '17	125.4	131.4	123.4
May '17	126.9	132.9	123.9
Apr '17	129.9	135.9	125.9
Mar '17	129.9	135.9	125.9
Feb '17	129.9	135.9	125.9
Jan '17	129.9	135.9	125.9
Dec '16	121.9	127.9	119.9

Retail Motor Fuel Prices — Teslin

	Self-serve			Full-serve
	regular	premium	diesel	propane
18-Dec-19	146.9	156.9	152.4	110.0
4-Dec-19	146.9	156.9	152.4	110.0
20-Nov-19	146.9	156.9	152.4	110.0
6-Nov-19	146.9	156.9	152.4	110.0
23-Oct-19	146.9	156.9	152.4	110.0
9-Oct-19	146.9	156.9	152.4	110.0
25-Sep-19	146.9	156.9	154.9	n/a
11-Sep-19	146.9	156.9	152.4	110.0
28-Aug-19	146.9	156.9	152.4	110.0
14-Aug-19	146.9	156.9	152.4	110.0
31-Jul-19	146.9	156.9	154.9	110.0
17-Jul-19	146.9	156.9	154.9	n/a
3-Jul-19	144.4	156.9	151.9	n/a
19-Jun-19	141.9	151.9	148.9	n/a
5-Jun-19	141.9	151.9	148.9	n/a
21-May-19	141.9	n/a	148.9	110.0
8-May-19	141.9	n/a	148.9	n/a
24-Apr-19	141.9	151.9	148.9	110.0
10-Apr-19	141.9	n/a	148.9	110.0
27-Mar-19	136.9	n/a	148.9	110.0
13-Mar-19	133.4	n/a	143.9	110.0
27-Feb-19	126.9	n/a	138.6	110.0
13-Feb-19	131.9	n/a	143.9	110.0
30-Jan-19	131.9	n/a	143.9	110.0
16-Jan-19	132.4	142.9	144.4	110.0
2-Jan-19	132.4	142.9	144.4	110.0
19-Dec-18	131.9	141.9	143.9	110.0
5-Dec-18	127.4	132.9	139.4	110.0
Nov '18	143.7	150.9	143.2	111.3
Oct '18	146.8	155.7	145.9	112.0
Sep '18	148.9	158.9	141.9	113.7
Aug '18	148.9	158.9	141.9	112.5
Jul '18	148.9	158.9	141.9	112.5
Jun '18	148.9	158.9	141.9	112.5
May '18	146.4	153.9	141.9	112.5
Apr '18	133.9	143.9	135.9	112.5
Mar '18	129.9	141.9	136.9	112.5
Feb '18	129.9	139.9	139.9	112.5
Jan '18	130.9	140.9	134.2	108.8
Dec '17	132.9	142.9	133.9	107.0
Nov '17	128.2	136.4	131.4	107.0
Oct '17	118.9	128.9	124.4	107.0
Sep '17	123.9	133.9	119.9	107.0
Aug '17	117.9	127.9	115.9	104.7
Jul '17	119.2	129.4	117.4	101.0
Jun '17	120.4	130.9	117.9	101.0
May '17	122.2	132.4	119.4	102.0
Apr '17	121.9	129.9	119.9	102.0
Mar '17	123.9	130.6	119.9	102.0
Feb '17	123.9	133.9	119.9	102.0
Jan '17	121.7	129.4	117.7	102.0
Dec '16	115.9	125.9	115.9	102.0

Retail Motor Fuel Prices — Watson Lake

	Self-serve			Full-serve
	regular	premium	diesel	propane
18-Dec-19	138.6	149.9	143.6	112.9
4-Dec-19	138.6	149.9	144.6	112.9
20-Nov-19	139.9	149.9	146.4	112.9
6-Nov-19	138.6	149.9	142.2	112.9
23-Oct-19	145.2	149.9	149.6	112.9
9-Oct-19	141.7	149.9	141.8	n/a
25-Sep-19	141.9	144.9	144.7	110.9
11-Sep-19	141.9	148.4	144.2	110.9
28-Aug-19	139.1	148.4	141.1	110.9
14-Aug-19	144.2	149.9	145.9	110.9
31-Jul-19	140.6	148.9	142.2	110.9
17-Jul-19	142.7	149.9	144.4	110.9
3-Jul-19	140.2	148.9	141.9	110.9
19-Jun-19	141.7	147.9	144.2	110.9
5-Jun-19	138.6	147.9	140.9	110.9
21-May-19	138.4	148.9	141.9	n/a
8-May-19	136.6	148.9	140.6	n/a
24-Apr-19	136.6	148.9	142.2	109.0
10-Apr-19	134.6	145.9	142.2	n/a
27-Mar-19	129.9	141.9	142.2	n/a
13-Mar-19	122.9	134.9	138.2	110.9
27-Feb-19	122.9	134.9	138.2	110.9
13-Feb-19	122.9	134.9	135.6	110.9
30-Jan-19	122.9	134.9	136.6	110.9
16-Jan-19	122.9	134.9	136.6	110.9
2-Jan-19	121.9	134.9	135.6	110.9
19-Dec-18	124.4	134.9	136.5	110.9
5-Dec-18	125.6	134.9	139.6	110.9
Nov '18	141.9	151.4	142.6	110.9
Oct '18	141.9	154.9	139.4	110.9
Sep '18	143.2	152.9	140.7	110.9
Aug '18	142.1	152.9	139.2	110.9
Jul '18	142.2	152.9	143.7	110.9
Jun '18	141.2	152.4	138.5	110.9
May '18	139.1	148.7	135.5	110.9
Apr '18	128.2	139.9	129.2	110.9
Mar '18	118.9	134.9	127.0	110.9
Feb '18	116.0	134.9	127.7	105.9
Jan '18	116.7	134.9	127.4	105.9
Dec '17	118.9	134.9	125.0	105.9
Nov '17	123.4	137.9	127.7	105.9
Oct '17	116.7	132.8	121.4	105.9
Sep '17	119.4	129.4	120.2	105.9
Aug '17	116.0	131.6	116.0	105.6
Jul '17	116.1	131.4	115.7	105.7
Jun '17	117.2	133.7	117.5	105.9
May '17	119.3	134.4	119.9	105.9
Apr '17	122.4	-	121.4	105.9
Mar '17	110.9	-	116.9	105.9
Feb '17	115.9	-	117.4	105.9
Jan '17	116.4	-	116.9	115.4
Dec '16	106.9	-	112.9	105.9

Residential Fuel Prices in Yukon

Average Prices as of December 18, 2019

	Residential Heating Fuels			% Change Dec 19, 2018 to Dec 18, 2019		
	Furnace Oil	Arctic Stove Oil	Propane (500-gallon tank cost)	Furnace Oil	Arctic Stove Oil	Propane (500-gallon tank cost)
Whitehorse	133.8	138.7	131.8	11.3%	10.9%	26.4%
Beaver Creek	145.7	148.8	-	8.7%	8.5%	-
Burwash Landing	143.1	146.2	-	9.9%	8.4%	-
Carcross	141.2	140.4	-	12.0%	8.7%	-
Carmacks	142.5	142.7	146.5	11.4%	8.9%	23.1%
Dawson City	143.2	146.3	146.5	7.8%	7.6%	23.1%
Destruction Bay	143.1	146.2	-	12.5%	12.2%	-
Faro	144.1	147.1	146.5	12.5%	12.0%	23.1%
Haines Junction	142.0	142.4	146.5	13.5%	11.1%	23.1%
Marsh Lake	141.2	140.4	-	12.0%	8.7%	-
Mayo	144.2	147.1	146.5	5.4%	5.1%	23.1%
Pelly Crossing	143.3	144.6	-	10.4%	8.8%	-
Ross River	149.2	147.8	146.5	10.2%	11.7%	23.1%
Stewart Crossing	143.6	146.7	-	11.1%	10.8%	-
Tagish	141.2	140.4	-	12.0%	8.7%	-
Teslin	142.0	142.4	146.5	11.4%	9.4%	23.1%
Watson Lake	145.2	147.7	146.5	14.2%	13.4%	23.1%

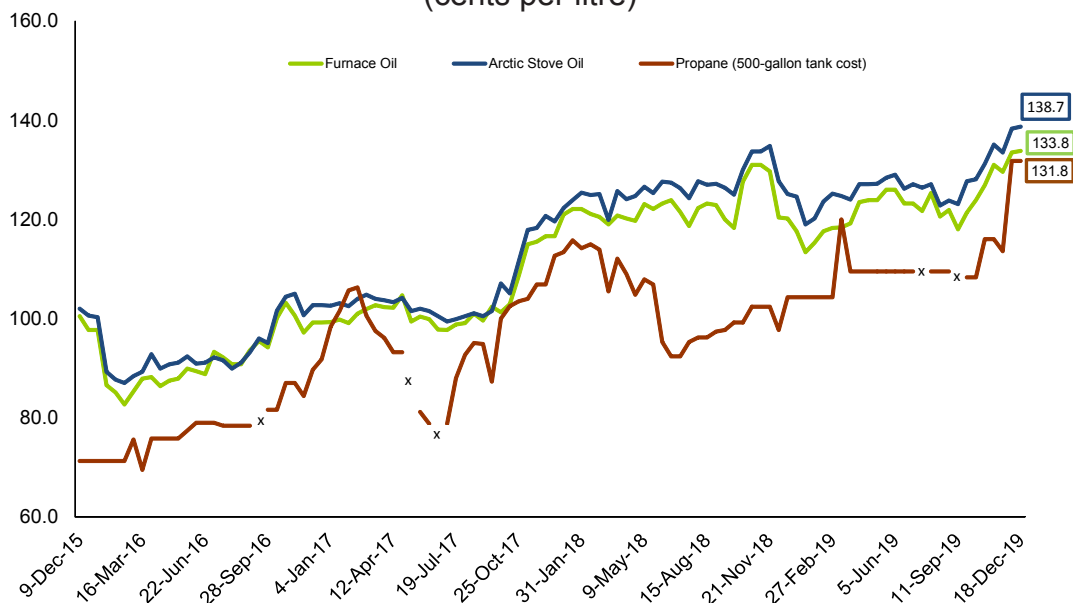
Notes: All prices are Canadian cents per litre, including all applicable taxes.
 “-” indicates this service was not available in this community at this time.
 “n/a” indicates this information was not available for the reporting period.

Comparing December 18, 2019 to December 19, 2018, prices of furnace oil increased in all Yukon communities. The largest percentage increase was in Watson Lake, up 14.2%.

Prices for arctic stove oil also increased in all Yukon communities. The largest percentage increase was in Watson Lake, up 13.4%.

Increases were reported for average prices of propane (500 gallon tank) in all Yukon communities. The largest percentage increase was in Whitehorse, up 26.4%.

Average Residential Bi-weekly Heating Fuel Prices, Whitehorse
 December 2015 - December 2019
 (cents per litre)



Residential Heating Fuel Prices — Whitehorse

	Furnace Oil	Arctic Stove Oil	Propane (500-gallon tank cost)
18-Dec-19	133.8	138.7	131.8
4-Dec-19	133.5	138.3	131.8
20-Nov-19	129.6	133.5	113.6
6-Nov-19	131.0	135.1	116.0
23-Oct-19	126.9	131.2	116.0
9-Oct-19	123.9	128.1	108.3
25-Sep-19	121.4	127.7	108.3
11-Sep-19	118.0	123.1	n/a
28-Aug-19	121.9	123.8	109.5
14-Aug-19	120.6	122.8	109.5
31-Jul-19	125.3	127.1	109.5
17-Jul-19	121.7	126.4	n/a
3-Jul-19	123.2	127.1	109.5
19-Jun-19	123.2	126.2	109.5
5-Jun-19	126.0	129.0	109.5
21-May-19	126.0	128.4	109.5
8-May-19	123.9	127.2	109.5
24-Apr-19	123.9	127.1	109.5
10-Apr-19	123.5	127.1	109.5
27-Mar-19	119.2	124.0	109.5
13-Mar-19	118.4	124.7	120.0
27-Feb-19	118.3	125.2	104.3
13-Feb-19	117.6	123.6	104.3
30-Jan-19	115.3	120.2	104.3
16-Jan-19	113.4	119.0	104.3
2-Jan-19	117.6	124.6	104.3
19-Dec-18	120.2	125.1	104.3
5-Dec-18	120.4	127.7	97.7
Nov '18	130.4	134.3	102.4
Oct '18	129.3	131.9	100.8
Sep '18	119.2	125.7	98.5
Aug '18	122.8	127.3	96.6
Jul '18	120.1	125.3	93.9
Jun '18	123.6	127.5	93.9
May '18	122.6	126.0	107.4
Apr '18	120.0	124.4	106.9
Mar '18	119.9	122.8	108.8
Feb '18	120.8	125.0	114.5
Jan '18	121.7	123.9	114.5
Dec '17	116.6	120.2	109.8
Nov '17	115.3	118.1	105.5
Oct '17	105.8	108.4	103.0
Sep '17	101.9	104.3	93.7
Aug '17	99.9	100.7	94.2
Jul '17	98.3	99.7	83.4
Jun '17	98.9	101.0	78.8
May '17	99.9	101.8	81.2
Apr '17	103.5	103.8	93.2
Mar '17	102.3	104.2	98.1
Feb '17	100.1	103.3	106.0
Jan '17	99.6	102.9	100.0
Dec '16	99.2	102.7	90.8

Residential Heating Fuel Prices — Beaver Creek

	Furnace Oil	Arctic Stove Oil	Propane (500-gallon tank cost)
18-Dec-19	145.7	148.8	-
4-Dec-19	145.7	148.8	-
20-Nov-19	140.4	143.6	-
6-Nov-19	140.4	143.6	-
23-Oct-19	134.7	137.8	-
9-Oct-19	n/a	n/a	-
25-Sep-19	127.3	130.5	-
11-Sep-19	127.3	130.5	-
28-Aug-19	n/a	n/a	-
14-Aug-19	127.3	130.5	-
31-Jul-19	130.5	130.5	-
17-Jul-19	127.3	130.5	-
3-Jul-19	135.0	139.2	-
19-Jun-19	135.0	139.2	-
5-Jun-19	135.0	139.2	-
21-May-19	135.0	139.2	-
8-May-19	n/a	n/a	-
24-Apr-19	135.0	139.2	-
10-Apr-19	131.9	136.1	-
27-Mar-19	131.9	136.1	-
13-Mar-19	131.9	136.1	-
27-Feb-19	131.9	136.1	-
13-Feb-19	127.7	130.8	-
30-Jan-19	123.5	126.6	-
16-Jan-19	123.5	126.6	-
2-Jan-19	123.5	126.6	-
19-Dec-18	134.0	137.1	-
5-Dec-18	n/a	n/a	-
Nov '18	142.4	145.8	-
Oct '18	142.4	144.2	-
Sep '18	n/a	148.1	-
Aug '18	134.4	142.0	-
Jul '18	n/a	144.6	-
Jun '18	136.5	143.6	-
May '18	128.1	138.4	-
Apr '18	128.1	134.7	-
Mar '18	128.4	134.3	-
Feb '18	128.1	134.7	-
Jan '18	131.6	135.4	-
Dec '17	128.1	128.3	-
Nov '17	128.1	127.5	-
Oct '17	117.7	116.7	-
Sep '17	112.5	111.7	-
Aug '17	105.7	110.8	-
Jul '17	105.1	110.8	-
Jun '17	105.8	110.8	-
May '17	106.6	110.8	-
Apr '17	110.6	116.1	-
Mar '17	111.3	116.1	-
Feb '17	111.8	116.1	-
Jan '17	111.0	114.0	-
Dec '16	109.5	111.9	-

Residential Heating Fuel Prices — Burwash Landing

	Furnace Oil	Arctic Stove Oil	Propane (500 gallon tank cost)
18-Dec-19	143.1	146.2	-
4-Dec-19	143.1	140.8	-
20-Nov-19	137.8	141.0	-
6-Nov-19	137.8	138.2	-
23-Oct-19	132.6	135.5	-
9-Oct-19	n/a	135.3	-
25-Sep-19	125.2	131.9	-
11-Sep-19	125.2	131.9	-
28-Aug-19	n/a	135.3	-
14-Aug-19	125.2	131.9	-
31-Jul-19	125.2	128.4	-
17-Jul-19	125.2	131.9	-
3-Jul-19	131.3	134.9	-
19-Jun-19	131.3	134.4	-
5-Jun-19	131.3	134.4	-
21-May-19	131.3	134.4	-
8-May-19	n/a	n/a	-
24-Apr-19	131.3	134.4	-
10-Apr-19	128.1	131.3	-
27-Mar-19	128.1	132.8	-
13-Mar-19	128.1	131.3	-
27-Feb-19	128.1	131.3	-
13-Feb-19	123.9	130.7	-
30-Jan-19	119.7	129.7	-
16-Jan-19	119.7	129.7	-
2-Jan-19	119.7	122.9	-
19-Dec-18	130.2	134.9	-
5-Dec-18	n/a	136.5	-
Nov '18	138.6	141.2	-
Oct '18	138.6	137.3	-
Sep '18	n/a	n/a	-
Aug '18	131.3	129.1	-
Jul '18	n/a	123.9	-
Jun '18	133.4	133.4	-
May '18	125.0	127.1	-
Apr '18	125.0	126.0	-
Mar '18	125.1	126.1	-
Feb '18	125.0	127.1	-
Jan '18	128.5	128.4	-
Dec '17	125.0	127.1	-
Nov '17	125.0	127.1	-
Oct '17	114.5	112.3	-
Sep '17	107.9	109.0	-
Aug '17	104.5	107.3	-
Jul '17	104.5	107.3	-
Jun '17	104.5	107.3	-
May '17	104.5	107.3	-
Apr '17	109.2	109.7	-
Mar '17	109.2	110.6	-
Feb '17	109.2	109.7	-
Jan '17	107.1	108.7	-
Dec '16	105.0	107.6	-

Residential Heating Fuel Prices — Carcross

	Furnace Oil	Arctic Stove Oil	Propane (500 gallon tank cost)
18-Dec-19	141.2	140.4	-
4-Dec-19	141.2	140.4	-
20-Nov-19	135.9	135.2	-
6-Nov-19	135.9	137.8	-
23-Oct-19	130.7	133.8	-
9-Oct-19	n/a	n/a	-
25-Sep-19	123.3	128.9	-
11-Sep-19	123.3	125.2	-
28-Aug-19	130.2	130.2	-
14-Aug-19	126.8	128.3	-
31-Jul-19	126.2	127.8	-
17-Jul-19	126.2	127.8	-
3-Jul-19	128.7	130.3	-
19-Jun-19	128.7	130.3	-
5-Jun-19	128.7	130.3	-
21-May-19	128.7	130.3	-
8-May-19	129.2	129.2	-
24-Apr-19	128.7	130.3	-
10-Apr-19	125.1	128.2	-
27-Mar-19	120.3	122.9	-
13-Mar-19	120.3	122.9	-
27-Feb-19	120.3	122.9	-
13-Feb-19	118.2	120.8	-
30-Jan-19	116.1	118.7	-
16-Jan-19	116.1	118.7	-
2-Jan-19	120.8	124.0	-
19-Dec-18	126.1	129.2	-
5-Dec-18	117.6	131.3	-
Nov '18	134.5	135.9	-
Oct '18	134.0	133.4	-
Sep '18	116.6	131.3	-
Aug '18	128.2	132.1	-
Jul '18	n/a	134.1	-
Jun '18	130.3	135.2	-
May '18	121.9	130.1	-
Apr '18	121.9	126.1	-
Mar '18	121.9	125.3	-
Feb '18	121.9	125.6	-
Jan '18	125.4	128.5	-
Dec '17	121.9	123.2	-
Nov '17	121.9	123.1	-
Oct '17	111.5	114.3	-
Sep '17	108.2	107.4	-
Aug '17	103.4	104.6	-
Jul '17	102.9	104.6	-
Jun '17	103.6	104.6	-
May '17	104.4	104.6	-
Apr '17	108.1	109.3	-
Mar '17	108.7	109.3	-
Feb '17	109.2	109.3	-
Jan '17	108.4	107.2	-
Dec '16	106.9	105.1	-

Residential Heating Fuel Prices — Carmacks

	Furnace Oil	Arctic Stove Oil	Propane (500-gallon tank cost)
18-Dec-19	142.5	142.7	146.5
4-Dec-19	142.5	142.7	146.5
20-Nov-19	136.8	137.2	128.3
6-Nov-19	136.8	139.8	128.3
23-Oct-19	131.5	134.7	130.7
9-Oct-19	n/a	n/a	123.2
25-Sep-19	124.2	129.3	123.2
11-Sep-19	124.2	129.3	n/a
28-Aug-19	n/a	n/a	124.2
14-Aug-19	124.2	129.3	124.2
31-Jul-19	124.2	132.2	124.2
17-Jul-19	124.2	133.7	n/a
3-Jul-19	128.9	135.6	124.2
19-Jun-19	128.9	135.6	124.2
5-Jun-19	128.9	135.6	124.2
21-May-19	128.9	135.6	124.2
8-May-19	n/a	139.1	124.2
24-Apr-19	128.9	135.6	124.2
10-Apr-19	125.8	134.3	124.2
27-Mar-19	125.8	134.3	124.2
13-Mar-19	125.8	132.2	124.2
27-Feb-19	125.8	132.2	119.0
13-Feb-19	121.6	130.1	119.0
30-Jan-19	117.4	124.8	119.0
16-Jan-19	117.4	124.8	119.0
2-Jan-19	117.4	120.5	119.0
19-Dec-18	127.9	131.0	119.0
5-Dec-18	n/a	n/a	112.4
Nov '18	136.3	139.4	117.1
Oct '18	136.3	139.4	115.5
Sep '18	n/a	n/a	113.2
Aug '18	128.9	132.1	111.3
Jul '18	n/a	n/a	109.0
Jun '18	131.0	134.2	109.0
May '18	122.6	125.8	122.1
Apr '18	122.6	125.8	121.6
Mar '18	122.6	125.8	123.5
Feb '18	122.6	125.8	129.2
Jan '18	126.1	129.3	129.2
Dec '17	121.6	125.8	124.5
Nov '17	120.5	125.8	120.2
Oct '17	111.1	115.3	117.7
Sep '17	105.6	108.7	108.4
Aug '17	102.2	105.3	108.9
Jul '17	102.2	105.3	99.9
Jun '17	102.2	105.3	97.1
May '17	102.2	105.3	95.9
Apr '17	106.9	110.0	107.9
Mar '17	106.9	110.0	112.8
Feb '17	106.9	110.0	120.7
Jan '17	104.8	107.9	114.7
Dec '16	102.7	105.8	105.5

Residential Heating Fuel Prices — Dawson City

	Furnace Oil	Arctic Stove Oil	Propane (500-gallon tank cost)
18-Dec-19	143.2	146.3	146.5
4-Dec-19	144.0	146.9	146.5
20-Nov-19	138.0	141.0	128.3
6-Nov-19	141.9	144.8	128.3
23-Oct-19	136.8	140.0	130.7
9-Oct-19	132.4	134.5	123.2
25-Sep-19	129.2	132.2	123.2
11-Sep-19	127.3	130.5	n/a
28-Aug-19	132.7	134.8	124.2
14-Aug-19	127.6	130.7	124.2
31-Jul-19	135.7	136.1	124.2
17-Jul-19	127.6	130.7	n/a
3-Jul-19	132.3	135.5	124.2
19-Jun-19	134.4	137.6	124.2
5-Jun-19	135.6	138.8	124.2
21-May-19	134.4	137.6	124.2
8-May-19	130.2	133.4	124.2
24-Apr-19	132.3	135.5	124.2
10-Apr-19	134.0	137.2	124.2
27-Mar-19	130.7	133.9	124.2
13-Mar-19	129.2	132.3	124.2
27-Feb-19	131.3	135.5	119.0
13-Feb-19	127.1	130.2	119.0
30-Jan-19	125.0	128.1	119.0
16-Jan-19	122.9	126.0	119.0
2-Jan-19	127.6	130.7	119.0
19-Dec-18	132.8	136.0	119.0
5-Dec-18	132.3	135.5	112.4
Nov '18	141.2	146.0	117.1
Oct '18	139.1	139.3	115.5
Sep '18	132.3	143.3	113.2
Aug '18	133.3	140.9	111.3
Jul '18	132.3	141.6	109.0
Jun '18	134.4	141.9	109.0
May '18	131.9	139.6	122.1
Apr '18	130.2	136.0	121.6
Mar '18	130.2	135.7	123.5
Feb '18	130.2	136.0	129.2
Jan '18	132.1	136.2	129.2
Dec '17	127.6	128.9	124.5
Nov '17	128.1	128.2	120.2
Oct '17	117.7	118.2	117.7
Sep '17	112.0	112.4	108.4
Aug '17	105.6	110.8	108.9
Jul '17	105.0	110.8	99.9
Jun '17	105.7	110.8	97.1
May '17	106.5	110.8	95.9
Apr '17	110.2	115.5	107.9
Mar '17	110.8	115.5	112.8
Feb '17	111.4	115.5	120.7
Jan '17	110.6	113.4	114.7
Dec '16	109.1	111.3	105.5

Residential Heating Fuel Prices — Destruction Bay

	Furnace Oil	Arctic Stove Oil	Propane (500 gallon tank cost)
18-Dec-19	143.1	146.2	-
4-Dec-19	143.1	146.2	-
20-Nov-19	137.8	141.0	-
6-Nov-19	137.8	141.0	-
23-Oct-19	132.6	135.7	-
9-Oct-19	n/a	n/a	-
25-Sep-19	125.2	128.4	-
11-Sep-19	125.2	128.4	-
28-Aug-19	n/a	n/a	-
14-Aug-19	125.2	128.4	-
31-Jul-19	125.2	128.4	-
17-Jul-19	125.2	128.4	-
3-Jul-19	128.2	131.4	-
19-Jun-19	128.2	131.4	-
5-Jun-19	128.2	131.4	-
21-May-19	128.2	131.4	-
8-May-19	n/a	n/a	-
24-Apr-19	128.2	131.4	-
10-Apr-19	125.1	128.2	-
27-Mar-19	125.1	128.2	-
13-Mar-19	125.1	128.2	-
27-Feb-19	125.1	128.2	-
13-Feb-19	120.9	124.0	-
30-Jan-19	116.7	119.8	-
16-Jan-19	116.7	119.8	-
2-Jan-19	116.7	119.8	-
19-Dec-18	127.2	130.3	-
5-Dec-18	n/a	n/a	-
Nov '18	135.6	138.7	-
Oct '18	135.6	138.7	-
Sep '18	n/a	n/a	-
Aug '18	128.2	131.4	-
Jul '18	n/a	n/a	-
Jun '18	130.3	133.5	-
May '18	121.9	125.1	-
Apr '18	121.9	125.1	-
Mar '18	121.9	125.1	-
Feb '18	121.9	125.1	-
Jan '18	125.4	128.6	-
Dec '17	120.9	125.4	-
Nov '17	119.8	125.6	-
Oct '17	110.4	114.5	-
Sep '17	104.9	108.0	-
Aug '17	101.4	104.6	-
Jul '17	101.4	104.6	-
Jun '17	101.4	104.6	-
May '17	101.4	104.6	-
Apr '17	106.2	109.3	-
Mar '17	106.2	109.3	-
Feb '17	106.2	109.3	-
Jan '17	104.1	107.2	-
Dec '16	102.0	105.1	-

Residential Heating Fuel Prices — Faro

	Furnace Oil	Arctic Stove Oil	Propane (500-gallon tank cost)
18-Dec-19	144.1	147.1	146.5
4-Dec-19	144.1	147.1	146.5
20-Nov-19	138.9	142.1	128.3
6-Nov-19	138.9	139.2	128.3
23-Oct-19	133.6	134.0	130.7
9-Oct-19	n/a	129.5	123.2
25-Sep-19	126.3	129.4	123.2
11-Sep-19	126.3	129.4	n/a
28-Aug-19	n/a	129.5	124.2
14-Aug-19	126.3	129.4	124.2
31-Jul-19	126.3	129.4	124.2
17-Jul-19	126.3	130.9	n/a
3-Jul-19	129.2	132.3	124.2
19-Jun-19	129.2	132.3	124.2
5-Jun-19	129.2	132.3	124.2
21-May-19	129.2	132.3	124.2
8-May-19	n/a	132.3	124.2
24-Apr-19	129.2	132.3	124.2
10-Apr-19	126.0	129.2	124.2
27-Mar-19	126.0	129.2	124.2
13-Mar-19	126.0	129.2	124.2
27-Feb-19	126.0	129.2	119.0
13-Feb-19	121.8	125.0	119.0
30-Jan-19	117.6	120.8	119.0
16-Jan-19	117.6	120.8	119.0
2-Jan-19	117.6	120.8	119.0
19-Dec-18	128.1	131.3	119.0
5-Dec-18	n/a	131.3	112.4
Nov '18	136.5	139.7	117.1
Oct '18	136.5	137.6	115.5
Sep '18	n/a	131.3	113.2
Aug '18	129.3	132.9	111.3
Jul '18	n/a	134.4	109.0
Jun '18	131.4	132.4	109.0
May '18	123.0	126.1	122.1
Apr '18	123.0	126.1	121.6
Mar '18	123.0	126.1	123.5
Feb '18	123.0	126.1	129.2
Jan '18	126.5	129.6	129.2
Dec '17	123.0	126.1	124.5
Nov '17	123.0	126.0	120.2
Oct '17	112.4	115.6	117.7
Sep '17	105.8	109.0	108.4
Aug '17	102.4	105.5	108.9
Jul '17	102.4	105.5	99.9
Jun '17	102.4	105.5	97.1
May '17	102.4	105.5	95.9
Apr '17	107.1	110.3	107.9
Mar '17	107.1	110.3	112.8
Feb '17	107.1	110.3	120.7
Jan '17	105.0	108.2	114.7
Dec '16	102.9	106.1	105.5

Residential Heating Fuel Prices — Haines Junction

	Furnace Oil	Arctic Stove Oil	Propane (500-gallon tank cost)
18-Dec-19	142.0	142.4	146.5
4-Dec-19	142.0	142.4	146.5
20-Nov-19	136.8	137.2	128.3
6-Nov-19	136.8	139.8	128.3
23-Oct-19	131.5	134.7	130.7
9-Oct-19	n/a	n/a	123.2
25-Sep-19	124.2	127.3	123.2
11-Sep-19	124.2	126.7	n/a
28-Aug-19	132.3	132.3	124.2
14-Aug-19	128.2	129.8	124.2
31-Jul-19	127.2	128.8	124.2
17-Jul-19	127.2	128.8	n/a
3-Jul-19	128.1	129.7	124.2
19-Jun-19	128.1	129.7	124.2
5-Jun-19	128.1	129.7	124.2
21-May-19	128.1	129.7	124.2
8-May-19	n/a	n/a	124.2
24-Apr-19	126.0	129.3	124.2
10-Apr-19	123.0	126.1	124.2
27-Mar-19	123.0	126.1	124.2
13-Mar-19	123.0	126.1	124.2
27-Feb-19	123.0	126.1	119.0
13-Feb-19	118.8	121.9	119.0
30-Jan-19	114.6	117.7	119.0
16-Jan-19	114.6	117.7	119.0
2-Jan-19	114.6	117.7	119.0
19-Dec-18	125.1	128.2	119.0
5-Dec-18	n/a	n/a	112.4
Nov '18	133.5	136.6	117.1
Oct '18	133.5	135.8	115.5
Sep '18	n/a	129.2	113.2
Aug '18	126.1	129.3	111.3
Jul '18	n/a	131.3	109.0
Jun '18	128.2	129.2	109.0
May '18	119.8	124.3	122.1
Apr '18	119.8	124.0	121.6
Mar '18	119.8	124.0	123.5
Feb '18	119.8	124.6	129.2
Jan '18	123.3	126.9	129.2
Dec '17	119.8	121.4	124.5
Nov '17	119.8	120.4	120.2
Oct '17	109.4	114.6	117.7
Sep '17	105.7	105.1	108.4
Aug '17	100.3	100.6	108.9
Jul '17	99.7	99.8	99.9
Jun '17	100.4	99.0	97.1
May '17	101.2	101.6	95.9
Apr '17	104.9	104.5	107.9
Mar '17	105.5	104.2	112.8
Feb '17	106.1	105.9	120.7
Jan '17	105.3	102.5	114.7
Dec '16	103.8	100.6	105.5

Residential Heating Fuel Prices — Marsh Lake

	Furnace Oil	Arctic Stove Oil	Propane (500 gallon tank cost)
18-Dec-19	141.2	140.4	-
4-Dec-19	141.2	140.4	-
20-Nov-19	135.9	135.2	-
6-Nov-19	135.9	137.8	-
23-Oct-19	130.7	133.8	-
9-Oct-19	n/a	n/a	-
25-Sep-19	123.3	126.5	-
11-Sep-19	123.3	125.2	-
28-Aug-19	130.2	130.2	-
14-Aug-19	126.8	128.3	-
31-Jul-19	126.2	127.8	-
17-Jul-19	126.2	127.8	-
3-Jul-19	128.7	130.3	-
19-Jun-19	128.7	130.3	-
5-Jun-19	128.7	130.3	-
21-May-19	128.7	130.3	-
8-May-19	129.2	129.2	-
24-Apr-19	128.7	130.3	-
10-Apr-19	125.1	128.2	-
27-Mar-19	120.3	122.9	-
13-Mar-19	120.3	122.9	-
27-Feb-19	120.3	122.9	-
13-Feb-19	118.2	120.8	-
30-Jan-19	116.1	118.7	-
16-Jan-19	116.1	118.7	-
2-Jan-19	120.8	124.0	-
19-Dec-18	126.1	129.2	-
5-Dec-18	128.1	131.3	-
Nov '18	134.5	137.6	-
Oct '18	134.0	135.5	-
Sep '18	116.6	119.7	-
Aug '18	128.7	131.9	-
Jul '18	n/a	n/a	-
Jun '18	130.8	134.0	-
May '18	122.4	125.6	-
Apr '18	122.4	125.6	-
Mar '18	122.2	125.4	-
Feb '18	122.4	125.6	-
Jan '18	125.9	129.1	-
Dec '17	122.4	125.6	-
Nov '17	122.4	125.6	-
Oct '17	112.0	115.1	-
Sep '17	105.4	108.5	-
Aug '17	102.0	105.1	-
Jul '17	102.0	105.1	-
Jun '17	102.0	105.1	-
May '17	102.0	105.1	-
Apr '17	106.7	109.8	-
Mar '17	106.7	109.8	-
Feb '17	106.7	109.8	-
Jan '17	104.6	107.7	-
Dec '16	102.5	105.6	-

Residential Heating Fuel Prices — Mayo

	Furnace Oil	Arctic Stove Oil	Propane (500-gallon tank cost)
18-Dec-19	144.2	147.1	146.5
4-Dec-19	145.1	147.7	146.5
20-Nov-19	139.2	142.0	128.3
6-Nov-19	143.0	146.3	128.3
23-Oct-19	137.9	141.1	130.7
9-Oct-19	135.5	138.5	123.2
25-Sep-19	128.6	131.7	123.2
11-Sep-19	126.3	130.9	n/a
28-Aug-19	137.2	138.3	124.2
14-Aug-19	132.4	134.0	124.2
31-Jul-19	135.5	136.2	124.2
17-Jul-19	130.3	131.9	n/a
3-Jul-19	135.7	137.8	124.2
19-Jun-19	136.8	138.4	124.2
5-Jun-19	137.9	140.0	124.2
21-May-19	136.8	138.4	124.2
8-May-19	133.9	135.5	124.2
24-Apr-19	135.7	137.8	124.2
10-Apr-19	138.0	141.3	124.2
27-Mar-19	134.7	137.9	124.2
13-Mar-19	133.1	136.3	124.2
27-Feb-19	136.1	139.2	119.0
13-Feb-19	131.0	134.2	119.0
30-Jan-19	128.9	132.1	119.0
16-Jan-19	126.8	130.0	119.0
2-Jan-19	131.6	134.7	119.0
19-Dec-18	136.8	140.0	119.0
5-Dec-18	135.5	138.6	112.4
Nov '18	145.2	148.0	117.1
Oct '18	142.2	145.5	115.5
Sep '18	135.5	141.3	113.2
Aug '18	137.3	143.6	110.9
Jul '18	135.5	143.2	109.0
Jun '18	138.4	143.1	109.0
May '18	134.8	138.0	122.1
Apr '18	134.2	137.3	121.6
Mar '18	134.2	137.3	123.5
Feb '18	134.2	137.3	129.2
Jan '18	136.1	138.8	129.2
Dec '17	131.6	131.6	124.5
Nov '17	131.6	131.5	120.2
Oct '17	119.0	118.2	117.7
Sep '17	113.8	115.4	108.4
Aug '17	109.4	115.4	108.9
Jul '17	108.4	114.5	99.9
Jun '17	108.9	114.5	97.1
May '17	109.4	114.5	95.9
Apr '17	111.1	115.9	107.9
Mar '17	112.3	116.9	112.8
Feb '17	111.6	115.3	120.7
Jan '17	112.0	116.0	114.7
Dec '16	110.9	114.5	105.5

Residential Heating Fuel Prices — Pelly Crossing

	Furnace Oil	Arctic Stove Oil	Propane (500 gallon tank cost)
18-Dec-19	143.3	144.6	-
4-Dec-19	143.3	144.6	-
20-Nov-19	138.0	139.9	-
6-Nov-19	138.0	142.0	-
23-Oct-19	132.8	135.9	-
9-Oct-19	n/a	n/a	-
25-Sep-19	125.4	131.5	-
11-Sep-19	125.4	131.5	-
28-Aug-19	137.6	137.6	-
14-Aug-19	131.5	133.5	-
31-Jul-19	127.8	133.0	-
17-Jul-19	127.8	134.0	-
3-Jul-19	130.5	135.5	-
19-Jun-19	130.5	135.5	-
5-Jun-19	130.5	135.5	-
21-May-19	130.5	135.5	-
8-May-19	n/a	142.3	-
24-Apr-19	130.8	138.1	-
10-Apr-19	127.7	137.9	-
27-Mar-19	127.7	137.9	-
13-Mar-19	127.7	136.8	-
27-Feb-19	127.7	135.8	-
13-Feb-19	123.5	133.7	-
30-Jan-19	119.3	128.4	-
16-Jan-19	119.3	128.4	-
2-Jan-19	119.3	122.4	-
19-Dec-18	129.8	132.9	-
5-Dec-18	n/a	n/a	-
Nov '18	138.2	142.5	-
Oct '18	138.2	143.6	-
Sep '18	n/a	n/a	-
Aug '18	130.8	134.0	-
Jul '18	n/a	n/a	-
Jun '18	132.9	136.1	-
May '18	124.5	127.7	-
Apr '18	124.5	127.7	-
Mar '18	124.5	127.7	-
Feb '18	124.5	127.7	-
Jan '18	128.0	130.7	-
Dec '17	124.5	124.5	-
Nov '17	124.5	124.4	-
Oct '17	114.1	114.2	-
Sep '17	109.4	108.6	-
Aug '17	102.9	107.2	-
Jul '17	102.4	107.2	-
Jun '17	103.1	107.2	-
May '17	103.9	107.2	-
Apr '17	107.6	111.9	-
Mar '17	108.2	111.9	-
Feb '17	108.7	111.9	-
Jan '17	107.9	109.8	-
Dec '16	106.4	107.7	-

Residential Heating Fuel Prices — Ross River

	Furnace Oil	Arctic Stove Oil	Propane (500-gallon tank cost)
18-Dec-19	149.2	147.8	146.5
4-Dec-19	149.2	147.8	146.5
20-Nov-19	139.4	142.5	128.3
6-Nov-19	146.6	142.5	128.3
23-Oct-19	145.0	137.3	130.7
9-Oct-19	155.8	n/a	123.2
25-Sep-19	141.3	129.9	123.2
11-Sep-19	141.3	129.9	n/a
28-Aug-19	155.8	n/a	124.2
14-Aug-19	141.3	129.9	124.2
31-Jul-19	146.0	129.9	124.2
17-Jul-19	140.0	129.9	n/a
3-Jul-19	142.0	134.0	124.2
19-Jun-19	142.0	134.0	124.2
5-Jun-19	141.0	134.0	124.2
21-May-19	141.0	n/a	124.2
8-May-19	151.1	n/a	124.2
24-Apr-19	141.0	134.0	124.2
10-Apr-19	137.8	130.8	124.2
27-Mar-19	136.2	130.8	124.2
13-Mar-19	134.3	130.2	124.2
27-Feb-19	134.3	130.2	119.0
13-Feb-19	132.2	126.0	119.0
30-Jan-19	118.7	121.8	119.0
16-Jan-19	130.1	121.8	119.0
2-Jan-19	118.7	121.8	119.0
19-Dec-18	135.4	132.3	119.0
5-Dec-18	149.6	n/a	112.4
Nov '18	148.4	140.7	117.1
Oct '18	144.6	140.7	115.5
Sep '18	151.7	n/a	113.2
Aug '18	140.6	133.4	111.3
Jul '18	149.8	n/a	109.0
Jun '18	141.2	135.5	109.0
May '18	130.1	127.1	122.1
Apr '18	129.1	127.1	121.6
Mar '18	123.9	127.1	123.5
Feb '18	123.9	127.1	129.2
Jan '18	127.4	130.6	129.2
Dec '17	123.9	127.1	124.5
Nov '17	123.9	127.1	120.2
Oct '17	113.5	116.6	117.7
Sep '17	106.9	110.0	108.4
Aug '17	103.4	106.6	108.9
Jul '17	103.4	106.6	99.9
Jun '17	103.4	106.6	97.1
May '17	103.4	106.6	95.9
Apr '17	108.2	111.3	107.9
Mar '17	108.2	111.3	112.8
Feb '17	108.2	111.3	120.7
Jan '17	106.1	109.2	114.7
Dec '16	104.0	107.1	105.5

Residential Heating Fuel Prices — Stewart Crossing

	Furnace Oil	Arctic Stove Oil	Propane (500-gallon tank cost)
18-Dec-19	143.6	146.7	-
4-Dec-19	143.6	146.7	-
20-Nov-19	138.3	141.5	-
6-Nov-19	138.3	141.5	-
23-Oct-19	133.1	136.2	-
9-Oct-19	n/a	n/a	-
25-Sep-19	125.7	128.9	-
11-Sep-19	125.7	128.9	-
28-Aug-19	n/a	n/a	-
14-Aug-19	125.7	128.9	-
31-Jul-19	125.7	128.9	-
17-Jul-19	125.7	128.9	-
3-Jul-19	130.3	133.5	-
19-Jun-19	130.3	133.5	-
5-Jun-19	130.3	133.5	-
21-May-19	130.3	133.5	-
8-May-19	n/a	n/a	-
24-Apr-19	130.3	133.5	-
10-Apr-19	127.2	130.3	-
27-Mar-19	127.2	130.3	-
13-Mar-19	127.2	130.3	-
27-Feb-19	127.2	130.3	-
13-Feb-19	123.0	126.1	-
30-Jan-19	118.8	121.9	-
16-Jan-19	118.8	121.9	-
2-Jan-19	118.8	121.9	-
19-Dec-18	129.3	132.4	-
5-Dec-18	n/a	n/a	-
Nov '18	137.7	140.9	-
Oct '18	137.7	140.9	-
Sep '18	n/a	n/a	-
Aug '18	128.0	131.4	-
Jul '18	n/a	n/a	-
Jun '18	132.9	136.1	-
May '18	124.5	127.7	-
Apr '18	124.5	127.7	-
Mar '18	124.3	125.9	-
Feb '18	124.5	127.7	-
Jan '18	128.0	131.2	-
Dec '17	124.5	127.7	-
Nov '17	124.5	127.7	-
Oct '17	114.1	117.2	-
Sep '17	107.5	110.6	-
Aug '17	104.1	107.2	-
Jul '17	104.1	107.2	-
Jun '17	104.1	107.2	-
May '17	104.1	107.2	-
Apr '17	108.8	111.9	-
Mar '17	108.8	111.9	-
Feb '17	108.8	111.9	-
Jan '17	106.7	109.8	-
Dec '16	104.6	107.7	-

Residential Heating Fuel Prices — Tagish & Teslin

	Tagish		
	Furnace Oil	Arctic Stove Oil	Propane (500-gallon tank cost)
18-Dec-19	141.2	140.4	-
4-Dec-19	141.2	140.4	-
20-Nov-19	135.9	135.2	-
6-Nov-19	135.9	137.8	-
23-Oct-19	130.7	133.8	-
9-Oct-19	n/a	n/a	-
25-Sep-19	123.3	126.5	-
11-Sep-19	123.3	125.2	-
28-Aug-19	130.2	130.2	-
14-Aug-19	126.8	128.3	-
31-Jul-19	126.2	127.8	-
17-Jul-19	126.2	127.8	-
3-Jul-19	128.7	130.3	-
19-Jun-19	128.7	130.3	-
5-Jun-19	128.7	130.3	-
21-May-19	128.7	130.3	-
8-May-19	129.2	129.2	-
24-Apr-19	128.7	130.3	-
10-Apr-19	125.1	128.2	-
27-Mar-19	120.3	122.9	-
13-Mar-19	120.3	122.9	-
27-Feb-19	120.3	122.9	-
13-Feb-19	118.2	120.8	-
30-Jan-19	116.1	118.7	-
16-Jan-19	116.1	118.7	-
2-Jan-19	120.8	124.0	-
19-Dec-18	126.1	129.2	-
5-Dec-18	128.1	131.3	-
Nov '18	134.5	135.9	-
Oct '18	134.0	133.4	-
Sep '18	116.6	131.3	-
Aug '18	128.9	132.5	-
Jul '18	n/a	134.1	-
Jun '18	130.3	135.2	-
May '18	121.9	130.1	-
Apr '18	121.9	126.1	-
Mar '18	121.9	125.3	-
Feb '18	121.9	125.1	-
Jan '18	125.4	128.5	-
Dec '17	121.9	123.2	-
Nov '17	121.9	123.1	-
Oct '17	111.5	114.3	-
Sep '17	108.2	107.4	-
Aug '17	103.4	108.2	-
Jul '17	102.9	110.0	-
Jun '17	103.6	110.0	-
May '17	104.4	110.0	-
Apr '17	108.1	115.0	-
Mar '17	108.7	115.0	-
Feb '17	109.2	115.0	-
Jan '17	108.4	114.0	-
Dec '16	106.9	112.9	-

	Teslin		
	Furnace Oil	Arctic Stove Oil	Propane (500-gallon tank cost)
18-Dec-19	142.0	142.4	146.5
4-Dec-19	142.0	142.4	146.5
20-Nov-19	136.8	137.2	128.3
6-Nov-19	136.8	139.8	128.3
23-Oct-19	131.5	134.7	130.7
9-Oct-19	n/a	n/a	123.2
25-Sep-19	124.2	127.3	123.2
11-Sep-19	124.2	129.3	n/a
28-Aug-19	132.3	132.3	124.2
14-Aug-19	128.2	129.8	124.2
31-Jul-19	127.2	128.8	124.2
17-Jul-19	127.2	128.8	n/a
3-Jul-19	129.6	131.1	124.2
19-Jun-19	129.6	131.1	124.2
5-Jun-19	129.6	131.1	124.2
21-May-19	129.6	131.1	124.2
8-May-19	130.2	130.2	124.2
24-Apr-19	129.6	131.1	124.2
10-Apr-19	125.8	128.9	124.2
27-Mar-19	121.7	119.7	124.2
13-Mar-19	121.7	119.7	124.2
27-Feb-19	121.7	119.7	119.0
13-Feb-19	119.6	119.7	119.0
30-Jan-19	117.5	119.7	119.0
16-Jan-19	117.5	119.7	119.0
2-Jan-19	122.2	130.2	119.0
19-Dec-18	127.5	130.2	119.0
5-Dec-18	130.2	133.4	112.4
Nov '18	135.9	138.6	117.1
Oct '18	135.4	134.4	115.5
Sep '18	118.7	121.8	113.2
Aug '18	128.9	132.1	111.3
Jul '18	n/a	n/a	109.0
Jun '18	131.0	134.2	109.0
May '18	122.6	125.8	122.1
Apr '18	122.6	125.8	121.6
Mar '18	122.6	125.8	123.5
Feb '18	122.6	125.8	129.2
Jan '18	126.1	128.8	129.2
Dec '17	122.6	121.8	124.5
Nov '17	122.6	121.5	120.2
Oct '17	112.2	112.8	117.7
Sep '17	107.8	107.0	108.4
Aug '17	101.7	105.3	108.9
Jul '17	101.2	105.3	99.9
Jun '17	101.8	105.3	97.1
May '17	102.7	105.3	95.9
Apr '17	106.3	110.0	107.9
Mar '17	107.0	110.0	112.8
Feb '17	107.5	110.0	120.7
Jan '17	106.7	107.9	114.7
Dec '16	105.2	105.8	105.5

Residential Heating Fuel Prices — Watson Lake

	Furnace Oil	Arctic Stove Oil	Propane (500-gallon tank cost)
18-Dec-19	145.2	147.7	146.5
4-Dec-19	145.2	147.7	146.5
20-Nov-19	139.9	142.4	128.3
6-Nov-19	139.9	145.0	128.3
23-Oct-19	134.7	137.8	130.7
9-Oct-19	n/a	n/a	123.2
25-Sep-19	127.3	130.5	123.2
11-Sep-19	127.3	130.5	n/a
28-Aug-19	n/a	n/a	124.2
14-Aug-19	127.3	130.5	124.2
31-Jul-19	127.3	130.5	124.2
17-Jul-19	127.3	130.5	n/a
3-Jul-19	128.1	131.3	124.2
19-Jun-19	128.1	131.3	124.2
5-Jun-19	128.1	131.3	124.2
21-May-19	128.1	131.3	124.2
8-May-19	n/a	n/a	124.2
24-Apr-19	128.1	131.3	124.2
10-Apr-19	125.0	128.1	124.2
27-Mar-19	125.0	128.1	124.2
13-Mar-19	125.0	128.1	124.2
27-Feb-19	125.0	128.1	119.0
13-Feb-19	120.8	123.9	119.0
30-Jan-19	116.6	119.7	119.0
16-Jan-19	116.6	119.7	119.0
2-Jan-19	116.6	119.7	119.0
19-Dec-18	127.1	130.2	119.0
5-Dec-18	n/a	n/a	112.4

	Furnace Oil	Arctic Stove Oil	Propane (500-gallon tank cost)
Nov '18	135.5	138.6	117.1
Oct '18	135.5	138.6	115.5
Sep '18	n/a	n/a	113.2
Aug '18	128.1	131.3	111.3
Jul '18	n/a	n/a	109.0
Jun '18	130.2	133.4	109.0
May '18	121.8	125.0	122.1
Apr '18	121.8	125.0	121.6
Mar '18	121.8	125.0	123.5
Feb '18	121.8	125.0	129.2
Jan '18	125.3	128.9	129.2
Dec '17	121.8	126.1	124.5
Nov '17	121.8	126.1	120.2
Oct '17	111.4	116.1	117.7
Sep '17	109.1	108.2	108.4
Aug '17	104.0	104.5	108.9
Jul '17	103.4	104.5	99.9
Jun '17	104.1	104.5	97.1
May '17	104.9	104.5	95.9
Apr '17	108.6	109.2	107.9
Mar '17	109.2	109.2	112.8
Feb '17	109.7	109.2	120.7
Jan '17	108.9	107.1	114.7
Dec '16	107.5	105.0	105.5

Next release: January 31, 2020



Department of Finance
Yukon Bureau of Statistics

Additional information:
Government of Yukon
Department of Finance
Bureau of Statistics (B-4)
Box 2703, Whitehorse, Yukon Y1A 2C6
Telephone: (867) 667-5640; Fax: (867) 393-6203
Email: ybsinfo@gov.yk.ca
Website: <http://www.eco.gov.yk.ca/stats/ybs.html>