



Yukon Fuel Price Survey February 2021

Retail Motor Fuel Prices in Yukon

	Self-serve			% Change Feb 26, 2020 to Feb 24, 2021		
	regular	premium	diesel	regular	premium	diesel
Whitehorse	128.9	139.5	131.4	-9.2%	-8.1%	-6.7%
Beaver Creek	139.9	159.9	159.9	-12.0%	-5.9%	-8.6%
Burwash Landing	129.9	139.9	134.9	-9.1%	n/a	n/a
Carcross	144.9	-	145.9	-5.2%	-	-7.6%
Carmacks	136.9	146.9	136.9	-10.5%	-9.8%	-14.4%
Dawson City	136.8	149.7	141.6	-8.1%	-3.9%	-11.4%
Destruction Bay	146.9	162.9	153.9	n/a	n/a	n/a
Eagle Plains	140.0	-	145.0	-17.6%	-	-12.7%
Faro	n/a	-	n/a	n/a	-	n/a
Haines Junction	133.2	143.2	138.4	-9.8%	-8.1%	-8.1%
Jake's Corner	129.9	140.9	130.9	-9.1%	-8.4%	-13.8%
Mayo	131.9	-	135.9	n/a	-	n/a
Pelly Crossing	130.9	137.9	125.9	-13.8%	-12.7%	-14.3%
Ross River	130.9	-	128.9	-13.3%	-	-16.5%
Stewart Crossing	n/a	n/a	n/a	n/a	n/a	n/a
Teslin	133.9	145.9	134.4	-8.8%	-7.0%	-11.8%
Watson Lake	123.9	n/a	126.9	-10.2%	n/a	-12.4%

As of February 24, 2021, where prices were available, average **regular self-serve** gasoline prices ranged from 123.9¢ per litre in Watson Lake to 146.9¢ per litre in Destruction Bay; a difference of 23.0¢. In communities offering **premium self-serve** gasoline, prices ranged from 137.9¢ in Pelly Crossing to 162.9¢ in Destruction Bay; a difference of 25.0¢. **Diesel self-serve** prices ranged from 125.9¢ in Pelly Crossing to 159.9¢ in Beaver Creek; a difference of 34.0¢ per litre.

Comparing February 24, 2021 to February 24, 2020, **regular self-serve** gasoline prices decreased in all Yukon communities where prices were available. **Diesel self-serve** prices also decreased in all Yukon communities where prices were available.

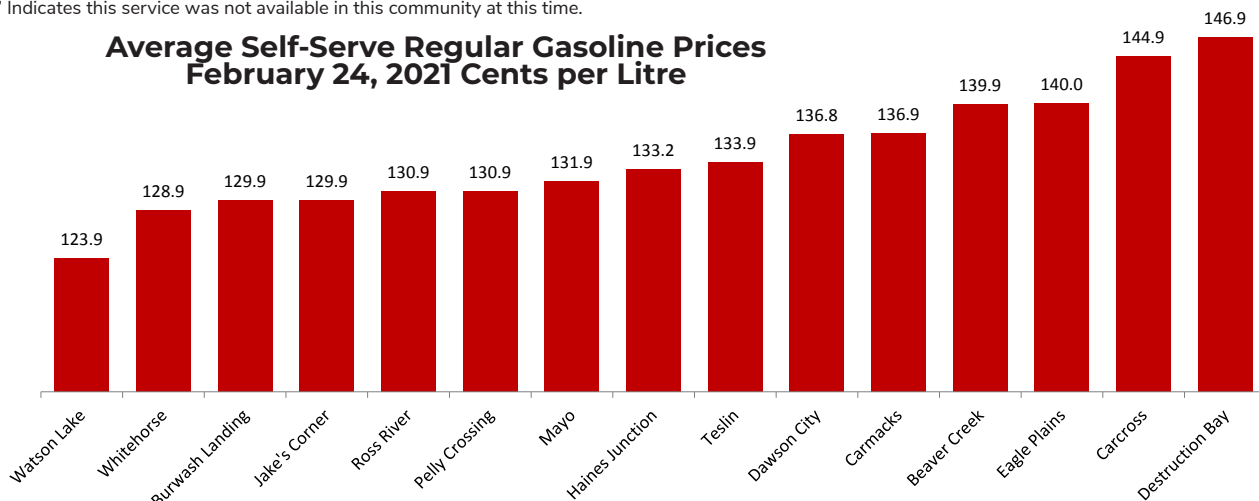
	Full-serve				% Change Feb 26, 2020 to Feb 24, 2021			
	regular	premium	diesel	propane	regular	premium	diesel	propane
Whitehorse	129.9	139.9	139.9	112.9	-8.9%	-8.7%	-1.6%	5.6%
Dawson City	-	-	-	135.0	-	-	-	n/a
Destruction Bay	-	-	-	136.9	-	-	-	n/a
Eagle Plains	-	-	-	144.0	-	-	-	0.0%
Teslin	-	-	-	110.0	-	-	-	0.0%
Watson Lake	-	-	-	112.9	-	-	-	n/a

In communities offering **full-serve propane** fuel services, prices ranged from 110.0¢ per litre in Teslin to 144.0¢ per litre in Eagle Plains; a difference of 34.0¢. Year-over-year, prices of full-serve propane increased in Whitehorse; remained the same in Eagle Plains and Teslin; and were unavailable for Dawson City, Destruction Bay and Watson Lake.

Notes:

All prices are Canadian cents per litre, including all applicable taxes.
 "n/a" indicates this information was not available for the reporting period.
 "-" Indicates this service was not available in this community at this time.

Average Self-Serve Regular Gasoline Prices February 24, 2021 Cents per Litre



The prices for Faro and Stewart Crossing were unavailable.

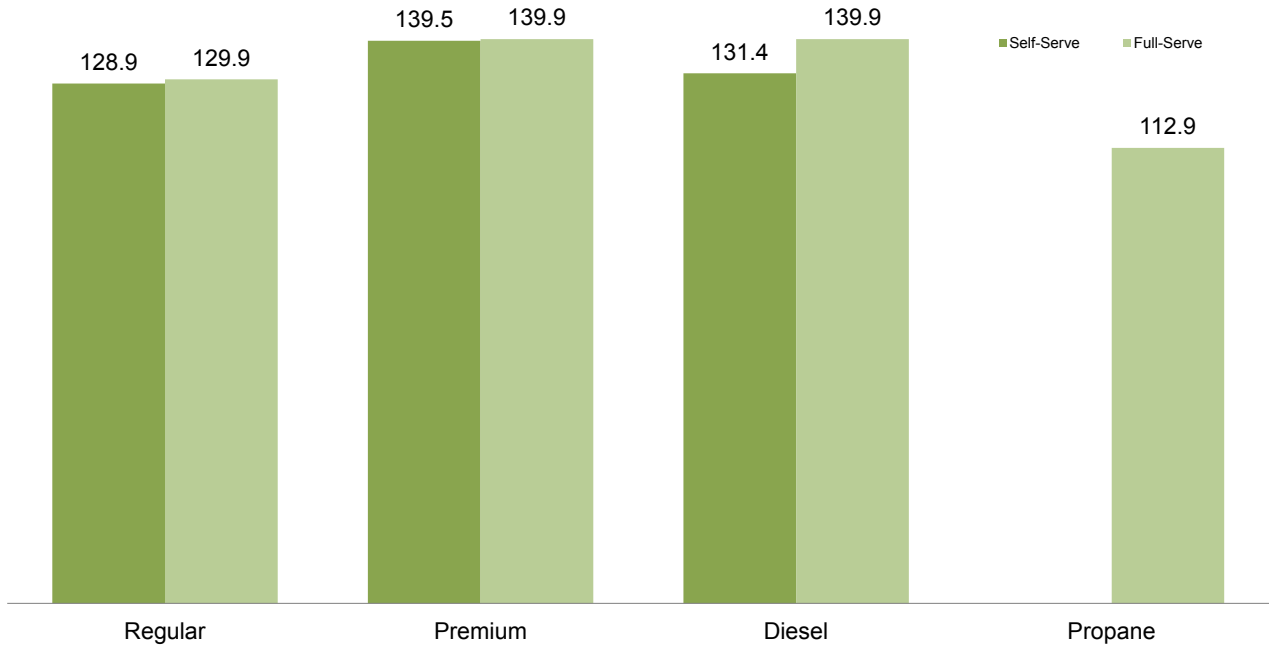
Retail Motor Fuel Prices — Whitehorse

	Self-serve		
	regular	premium	diesel
24-Feb-21	128.9	139.5	131.4
10-Feb-21	123.9	134.4	127.3
27-Jan-21	124.2	134.0	125.0
13-Jan-21	123.7	133.3	124.2
30-Dec-20	118.4	125.4	120.1
16-Dec-20	118.6	127.3	118.9
2-Dec-20	119.0	128.8	119.6
18-Nov-20	119.5	129.2	118.7
4-Nov-20	119.0	128.5	118.2
21-Oct-20	119.7	128.9	118.3
7-Oct-20	119.6	129.5	117.0
23-Sep-20	119.6	129.8	118.4
9-Sep-20	119.6	128.5	119.8
26-Aug-20	119.6	128.5	119.8
12-Aug-20	119.6	128.3	119.8
29-Jul-20	118.6	127.9	119.3
15-Jul-20	119.4	128.0	119.6
2-Jul-20	118.6	128.0	118.7
17-Jun-20	115.2	124.7	118.4
3-Jun-20	114.1	123.6	118.8
20-May-20	104.1	112.5	118.7
6-May-20	98.8	110.5	117.9
22-Apr-20	95.2	105.2	119.5
8-Apr-20	105.3	117.5	126.2
25-Mar-20	108.8	120.7	129.6
11-Mar-20	130.2	140.4	137.8
26-Feb-20	142.0	151.8	140.8
12-Feb-20	142.0	151.7	144.5
Jan '20	142.1	151.7	145.4
Dec '19	142.1	151.8	145.5
Nov '19	142.2	151.7	143.4
Oct '19	141.8	152.6	142.2
Sep '19	142.0	152.3	141.8
Aug '19	141.4	151.7	141.4
Jul '19	140.9	151.1	140.7
Jun '19	137.1	147.5	138.1
May '19	137.4	148.2	140.8
Apr '19	137.5	147.8	141.3
Mar '19	131.5	140.5	141.1
Feb '19	124.6	134.6	137.4
Jan '19	124.5	135.1	137.9
Dec '18	124.0	136.3	138.3
Nov '18	141.9	152.3	139.7
Oct '18	143.6	153.2	138.3
Sep '18	143.5	153.7	137.6
Aug '18	143.7	153.3	136.6
Jul '18	143.9	153.7	135.9
Jun '18	144.0	153.2	136.5
May '18	141.6	150.1	135.5
Apr '18	129.5	137.7	130.8
Mar '18	123.4	132.8	130.1
Feb '18	120.1	129.4	130.2

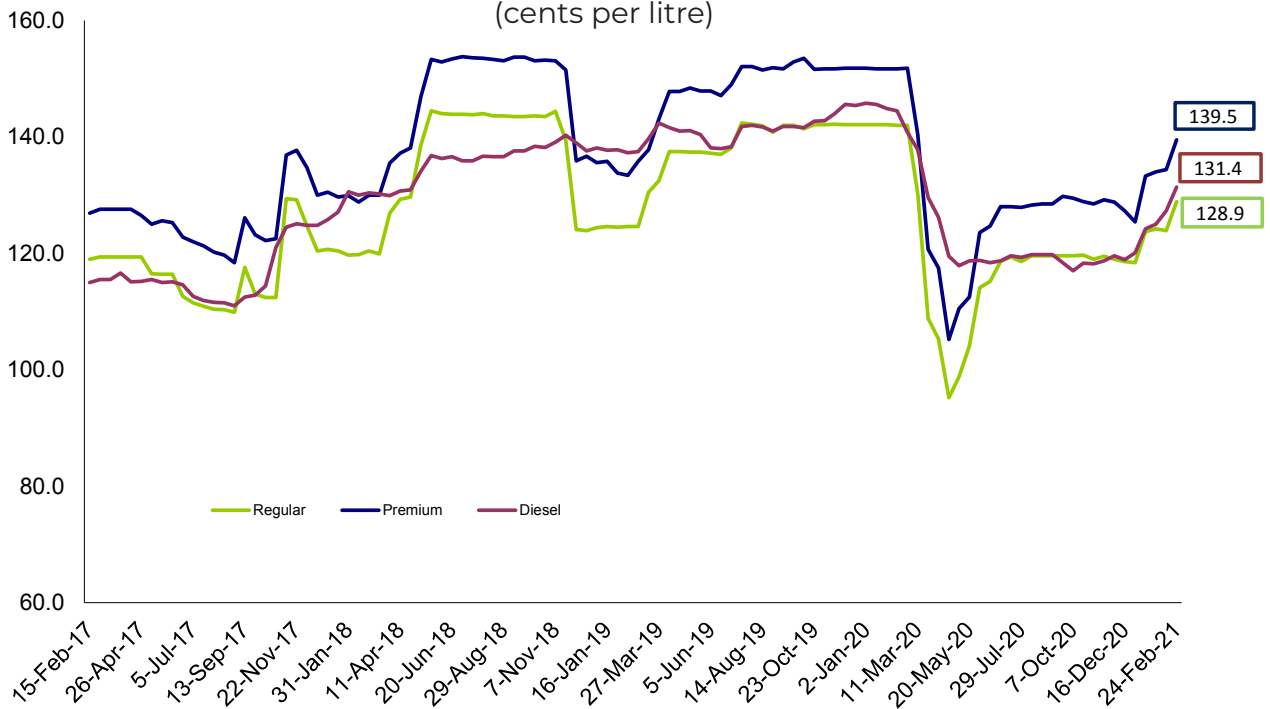
	Full-serve			
	regular	premium	diesel	propane
24-Feb-21	129.9	139.9	139.9	112.9
10-Feb-21	124.9	134.9	130.9	111.6
27-Jan-21	124.9	129.9	125.9	111.6
13-Jan-21	124.9	134.9	125.9	110.2
30-Dec-20	119.9	123.9	119.9	104.9
16-Dec-20	119.9	129.9	119.9	104.9
2-Dec-20	119.9	130.4	119.9	104.9
18-Nov-20	118.4	128.9	118.4	104.9
4-Nov-20	118.4	126.9	118.4	108.2
21-Oct-20	118.4	126.9	118.4	104.9
7-Oct-20	118.2	126.9	115.9	104.9
23-Sep-20	118.2	126.9	118.2	107.2
9-Sep-20	118.2	126.9	118.2	108.2
26-Aug-20	119.7	129.9	119.7	107.2
12-Aug-20	119.7	129.9	119.7	108.2
29-Jul-20	119.4	128.9	119.4	105.2
15-Jul-20	119.9	127.9	119.9	104.2
2-Jul-20	119.9	127.9	119.9	108.2
17-Jun-20	117.2	124.9	119.6	106.9
3-Jun-20	114.9	125.4	119.9	104.3
20-May-20	104.9	110.4	119.2	104.2
6-May-20	101.9	111.9	115.2	103.6
22-Apr-20	95.9	105.9	112.9	102.2
8-Apr-20	105.9	126.4	133.4	102.2
25-Mar-20	110.6	126.4	136.9	103.2
11-Mar-20	129.6	144.6	139.9	103.3
26-Feb-20	142.6	153.2	142.2	106.9
12-Feb-20	142.6	153.2	145.2	106.6
Jan '20	142.6	153.2	145.7	106.8
Dec '19	142.9	153.6	146.9	106.2
Nov '19	142.9	153.4	143.6	104.9
Oct '19	142.9	153.5	142.2	102.9
Sep '19	142.9	153.7	143.1	100.8
Aug '19	142.9	153.9	142.9	101.0
Jul '19	141.8	152.9	140.6	101.1
Jun '19	137.3	149.5	138.9	100.7
May '19	137.9	150.1	140.9	101.5
Apr '19	137.9	149.9	141.4	100.9
Mar '19	132.9	143.6	142.4	100.1
Feb '19	124.9	136.3	138.5	99.3
Jan '19	124.9	137.4	138.9	99.9
Dec '18	124.3	139.6	138.1	102.4
Nov '18	142.4	152.1	138.8	102.4
Oct '18	143.9	152.9	136.9	101.1
Sep '18	144.9	152.9	137.9	100.4
Aug '18	144.9	152.9	137.9	100.2
Jul '18	144.9	152.4	136.6	99.7
Jun '18	144.9	153.9	137.1	102.6
May '18	142.4	150.3	135.6	100.7
Apr '18	129.9	137.9	130.9	100.4
Mar '18	123.9	133.4	130.9	101.8
Feb '18	120.9	129.9	131.4	102.2

Retail Motor Fuel Prices — Whitehorse

Average Fuel Prices, as of February 24, 2021
(cents per litre)



Average Self-Serve Bi-weekly Fuel Prices,
February 2016 - February 2021
(cents per litre)



Retail Motor Fuel Prices - Beaver Creek & Burwash Landing

	Beaver Creek Self-serve		
	regular	premium	diesel
24-Feb-21	139.9	159.9	159.9
10-Feb-21	139.9	159.9	159.9
27-Jan-21	139.9	159.9	159.9
13-Jan-21	139.9	154.9	154.9
30-Dec-20	139.9	154.9	154.9
16-Dec-20	n/a	n/a	n/a
2-Dec-20	154.9	165.9	165.9
18-Nov-20	149.9	159.9	154.9
4-Nov-20	149.9	159.9	154.9
21-Oct-20	149.0	159.0	154.9
7-Oct-20	144.9	159.0	154.9
23-Sep-20	144.9	159.0	154.9
9-Sep-20	149.9	169.0	154.9
26-Aug-20	149.9	159.9	154.9
12-Aug-20	149.9	159.9	154.9
29-Jul-20	149.9	159.9	154.9
15-Jul-20	149.9	159.9	154.9
2-Jul-20	149.9	159.9	154.9
17-Jun-20	149.9	159.9	154.9
3-Jun-20	138.9	159.9	154.9
20-May-20	138.9	159.9	154.9
6-May-20	138.0	159.0	154.0
22-Apr-20	138.0	159.0	154.0
8-Apr-20	138.9	169.9	154.9
25-Mar-20	148.9	169.9	164.9
11-Mar-20	158.9	169.9	174.9
26-Feb-20	158.9	169.9	174.9
12-Feb-20	158.9	169.9	174.9
Jan '20	158.9	169.9	174.9
Dec '19	158.9	169.9	174.9
Nov '19	157.9	169.9	165.9
Oct '19	157.1	169.5	163.8
Sep '19	157.1	165.0	160.8
Aug '19	157.2	169.9	160.9
Jul '19	157.2	169.9	160.9
Jun '19	157.2	166.4	159.8
May '19	158.9	169.9	169.9
Apr '19	154.9	169.9	169.9
Mar '19	149.9	169.9	169.9
Feb '19	147.4	169.9	169.9
Jan '19	149.9	166.6	166.6
Dec '18	154.9	169.9	169.9
Nov '18	159.9	169.9	164.9
Oct '18	158.8	169.9	157.8
Sep '18	158.0	169.9	157.0
Aug '18	157.6	169.9	150.9
Jul '18	157.6	169.9	148.6
Jun '18	158.9	169.9	148.6
May '18	151.1	159.9	147.6
Apr '18	144.9	159.9	159.9
Mar '18	144.9	159.9	159.9
Feb '18	144.9	159.9	159.9

	Burwash Landing Self-serve		
	regular	premium	diesel
24-Feb-21	129.9	139.9	134.9
10-Feb-21	n/a	n/a	n/a
27-Jan-21	124.0	134.0	129.0
13-Jan-21	n/a	n/a	n/a
30-Dec-20	n/a	n/a	n/a
16-Dec-20	n/a	n/a	n/a
2-Dec-20	n/a	n/a	n/a
18-Nov-20	n/a	n/a	n/a
4-Nov-20	126.5	136.8	122.5
21-Oct-20	126.5	136.8	122.5
7-Oct-20	126.5	136.8	122.5
23-Sep-20	n/a	n/a	n/a
9-Sep-20	n/a	n/a	n/a
26-Aug-20	123.5	133.1	125.1
12-Aug-20	128.3	133.1	129.4
29-Jul-20	n/a	n/a	n/a
15-Jul-20	127.6	133.1	126.5
2-Jul-20	124.9	132.9	122.9
17-Jun-20	n/a	n/a	n/a
3-Jun-20	105.9	113.9	129.9
20-May-20	105.9	113.9	129.9
6-May-20	105.9	113.9	129.9
22-Apr-20	n/a	n/a	n/a
8-Apr-20	n/a	n/a	n/a
25-Mar-20	n/a	n/a	n/a
11-Mar-20	142.9	152.9	142.9
26-Feb-20	142.9	n/a	n/a
12-Feb-20	n/a	n/a	n/a
Jan '20	142.9	152.9	142.9
Dec '19	142.9	152.9	142.9
Nov '19	142.9	152.9	142.9
Oct '19	142.9	152.9	142.9
Sep '19	142.9	152.9	142.9
Aug '19	142.9	152.9	142.9
Jul '19	140.4	150.4	141.4
Jun '19	132.9	142.9	139.9
May '19	132.9	142.9	139.9
Apr '19	n/a	n/a	n/a
Mar '19	126.0	136.0	138.9
Feb '19	126.0	136.0	138.9
Jan '19	133.5	144.5	138.9
Dec '18	140.9	152.9	138.9
Nov '18	147.9	157.9	138.4
Oct '18	147.9	157.9	138.9
Sep '18	n/a	n/a	n/a
Aug '18	145.9	155.9	138.2
Jul '18	144.9	154.9	137.9
Jun '18	144.9	154.9	137.9
May '18	137.4	147.4	131.9
Apr '18	129.9	139.9	135.9
Mar '18	127.9	137.9	131.9
Feb '18	129.9	139.9	127.9

Retail Motor Fuel Prices — Carcross & Carmacks

	Carcross Self-serve				Carmacks Self-serve		
	regular	premium	diesel		regular	premium	diesel
24-Feb-21	144.9	-	145.9	24-Feb-21	136.9	146.9	136.9
10-Feb-21	138.9	-	144.9	10-Feb-21	129.9	139.9	136.9
27-Jan-21	138.9	-	139.9	27-Jan-21	123.7	133.2	123.7
13-Jan-21	138.9	-	139.9	13-Jan-21	129.9	139.9	129.9
30-Dec-20	135.9	-	135.9	30-Dec-20	129.9	139.9	119.9
16-Dec-20	135.9	-	135.9	16-Dec-20	129.9	139.9	119.9
2-Dec-20	135.9	-	135.9	2-Dec-20	129.9	139.9	119.9
18-Nov-20	135.9	-	135.9	18-Nov-20	129.9	139.9	119.9
4-Nov-20	135.9	-	135.9	4-Nov-20	129.9	139.9	119.9
21-Oct-20	135.9	-	129.9	21-Oct-20	129.9	139.9	119.9
7-Oct-20	135.9	-	129.9	7-Oct-20	129.9	139.9	124.9
23-Sep-20	129.9	-	134.9	23-Sep-20	129.7	139.9	124.9
9-Sep-20	129.9	-	135.9	9-Sep-20	129.9	139.9	124.9
26-Aug-20	135.9	-	129.9	26-Aug-20	129.9	139.9	124.9
12-Aug-20	135.9	-	129.9	12-Aug-20	129.9	139.9	122.1
29-Jul-20	135.9	-	129.9	29-Jul-20	129.9	139.9	124.9
15-Jul-20	131.9	-	129.9	15-Jul-20	129.9	139.9	109.9
2-Jul-20	135.9	-	129.9	2-Jul-20	133.9	139.4	120.9
17-Jun-20	129.9	-	129.9	17-Jun-20	125.9	135.9	118.9
3-Jun-20	125.9	-	129.9	3-Jun-20	118.9	128.9	118.9
20-May-20	115.9	-	129.9	20-May-20	108.9	118.9	121.4
6-May-20	105.9	-	129.9	6-May-20	108.9	118.9	121.4
22-Apr-20	105.9	-	129.9	22-Apr-20	99.9	114.9	123.9
8-Apr-20	119.9	-	129.9	8-Apr-20	119.9	129.9	129.9
25-Mar-20	144.9	-	149.9	25-Mar-20	129.9	139.9	139.9
11-Mar-20	152.9	-	157.9	11-Mar-20	146.4	156.4	159.9
26-Feb-20	152.9	-	157.9	26-Feb-20	152.9	162.9	159.9
12-Feb-20	152.9	-	157.9	12-Feb-20	152.9	162.9	159.9
Jan '20	152.9	-	157.9	Jan '20	152.9	162.9	165.9
Dec '19	152.9	-	157.9	Dec '19	152.9	162.9	155.9
Nov '19	152.9	-	157.9	Nov '19	152.9	162.9	155.9
Oct '19	149.9	-	154.9	Oct '19	152.9	162.9	155.9
Sep '19	149.9	-	154.9	Sep '19	152.9	162.9	155.9
Aug '19	149.9	-	154.9	Aug '19	152.9	162.9	155.9
Jul '19	149.9	-	154.9	Jul '19	152.9	162.9	155.9
Jun '19	147.9	-	154.9	Jun '19	152.9	160.4	154.9
May '19	147.9	-	154.9	May '19	152.9	160.4	154.9
Apr '19	147.9	-	154.9	Apr '19	147.2	157.2	151.9
Mar '19	139.9	-	149.9	Mar '19	134.9	144.9	146.9
Feb '19	134.9	-	149.9	Feb '19	129.9	139.9	142.4
Jan '19	134.9	-	149.9	Jan '19	129.9	139.9	144.6
Dec '18	134.9	-	149.9	Dec '18	133.4	146.7	152.2
Nov '18	152.4	-	154.9	Nov '18	149.9	162.4	155.9
Oct '18	154.9	-	154.9	Oct '18	154.9	164.9	152.4
Sep '18	154.9	-	154.9	Sep '18	154.9	163.7	153.4
Aug '18	154.9	-	154.9	Aug '18	158.2	166.6	151.4
Jul '18	154.9	-	154.9	Jul '18	157.4	162.4	149.7
Jun '18	154.9	-	152.4	Jun '18	153.7	157.4	147.9
May '18	149.9	-	149.9	May '18	149.9	154.4	146.4
Apr '18	138.9	-	144.9	Apr '18	139.9	152.2	141.4
Mar '18	132.9	-	141.9	Mar '18	130.9	145.4	140.4
Feb '18	131.4	-	142.4	Feb '18	130.9	145.4	140.4

Retail Motor Fuel Prices — Dawson City & Destruction Bay

	Dawson City Self-serve			Full-serve
	regular	premium	diesel	propane
24-Feb-21	136.8	149.7	141.6	135.0
10-Feb-21	130.6	149.5	133.3	n/a
27-Jan-21	136.2	152.0	137.7	n/a
13-Jan-21	131.8	146.7	134.2	n/a
30-Dec-20	127.1	146.5	129.5	n/a
16-Dec-20	126.5	144.9	128.8	n/a
2-Dec-20	133.2	149.9	133.1	135.0
18-Nov-20	133.2	149.9	133.1	135.0
4-Nov-20	130.2	149.9	130.1	135.0
21-Oct-20	140.4	149.9	140.2	135.0
7-Oct-20	140.4	148.9	140.2	125.0
23-Sep-20	140.4	148.9	139.7	125.0
9-Sep-20	140.4	148.9	139.7	125.0
26-Aug-20	140.4	148.9	139.7	125.0
12-Aug-20	140.4	148.9	139.6	125.0
29-Jul-20	131.7	148.9	131.1	125.0
15-Jul-20	140.4	148.9	139.6	125.0
2-Jul-20	126.9	148.4	129.3	125.0
17-Jun-20	126.4	147.4	128.1	n/a
3-Jun-20	122.1	140.8	128.1	n/a
20-May-20	121.0	128.0	128.0	n/a
6-May-20	108.2	128.5	126.0	n/a
22-Apr-20	119.9	119.9	144.9	n/a
8-Apr-20	115.9	122.9	144.5	n/a
25-Mar-20	138.6	141.9	144.8	n/a
11-Mar-20	148.2	152.6	150.8	n/a
26-Feb-20	148.8	155.8	159.8	n/a
12-Feb-20	150.9	156.8	155.8	n/a
Jan '20	150.7	158.4	164.9	n/a
Dec '19	152.7	164.5	158.4	135.0
Nov '19	155.0	164.7	160.5	135.0
Oct '19	154.0	164.4	153.7	135.0
Sep '19	158.9	164.9	155.8	135.0
Aug '19	155.2	166.7	152.1	135.0
Jul '19	154.9	167.3	154.0	135.0
Jun '19	155.5	167.1	156.3	135.0
May '19	157.4	168.4	160.9	135.0
Apr '19	150.7	168.4	155.9	n/a
Mar '19	141.4	158.2	154.3	n/a
Feb '19	138.3	153.4	150.2	n/a
Jan '19	136.1	151.8	148.1	n/a
Dec '18	139.0	169.5	151.0	n/a
Nov '18	155.4	173.0	154.2	135.0
Oct '18	154.6	172.0	151.8	135.0
Sep '18	154.6	172.0	151.2	135.0
Aug '18	154.6	171.4	150.6	135.0
Jul '18	154.6	172.0	150.5	135.0
Jun '18	154.6	172.0	150.3	135.0
May '18	153.3	163.4	149.7	135.0
Apr '18	142.6	152.7	142.2	135.0
Mar '18	130.7	149.5	138.8	n/a
Feb '18	133.6	148.2	139.9	135.0

	Destruction Bay Self-serve			Full-serve
	regular	premium	diesel	propane
24-Feb-21	146.9	162.9	153.9	136.9
10-Feb-21	n/a	n/a	n/a	n/a
27-Jan-21	n/a	n/a	n/a	n/a
13-Jan-21	n/a	n/a	n/a	n/a
30-Dec-20	n/a	n/a	n/a	n/a
16-Dec-20	129.9	145.9	139.9	136.9
2-Dec-20	n/a	n/a	n/a	n/a
18-Nov-20	n/a	n/a	n/a	n/a
4-Nov-20	129.9	145.9	131.9	136.9
21-Oct-20	129.9	145.9	131.9	136.9
7-Oct-20	133.9	149.9	130.9	136.9
23-Sep-20	133.9	149.9	124.9	136.9
9-Sep-20	133.9	149.9	124.9	136.9
26-Aug-20	133.9	149.9	124.9	136.9
12-Aug-20	n/a	n/a	n/a	n/a
29-Jul-20	n/a	n/a	n/a	n/a
15-Jul-20	133.9	149.9	125.9	136.9
2-Jul-20	n/a	n/a	n/a	n/a
17-Jun-20	n/a	n/a	n/a	n/a
3-Jun-20	n/a	n/a	n/a	n/a
20-May-20	n/a	n/a	n/a	n/a
6-May-20	n/a	n/a	n/a	n/a
22-Apr-20	n/a	n/a	n/a	n/a
8-Apr-20	n/a	n/a	n/a	n/a
25-Mar-20	n/a	n/a	n/a	n/a
11-Mar-20	142.9	158.9	150.9	136.9
26-Feb-20	n/a	n/a	n/a	n/a
12-Feb-20	142.9	158.9	149.9	136.9
Jan '20	142.9	158.9	156.9	136.9
Dec '19	143.9	159.9	162.9	136.9
Nov '19	141.9	157.9	156.9	136.9
Oct '19	141.9	157.9	152.9	136.9
Sep '19	142.4	156.4	143.9	136.9
Aug '19	140.9	154.9	141.9	137.9
Jul '19	145.9	159.6	142.9	136.9
Jun '19	149.9	162.9	147.9	136.9
May '19	150.9	163.9	149.9	136.9
Apr '19	n/a	n/a	n/a	n/a
Mar '19	140.9	153.9	149.9	136.9
Feb '19	130.9	143.9	144.9	136.9
Jan '19	133.6	146.6	148.6	136.9
Dec '18	142.9	155.9	156.9	138.5
Nov '18	145.9	158.9	154.4	140.0
Oct '18	153.4	166.4	157.4	138.5
Sep '18	155.9	168.9	150.9	136.9
Aug '18	153.2	166.2	148.9	136.9
Jul '18	154.4	167.4	149.9	136.9
Jun '18	155.4	163.4	153.9	136.9
May '18	154.4	166.9	149.9	140.0
Apr '18	150.4	160.4	145.4	135.0
Mar '18	139.4	152.4	144.9	126.9
Feb '18	135.9	148.9	146.9	126.9

Retail Motor Fuel Prices — Eagle Plains & Faro

	Eagle Plains Self-Serve			Full-serve propane	Faro Self-Serve		
	regular	premium	diesel		regular	premium	diesel
24-Feb-21	140.0	-	145.0	144.0	n/a	-	n/a
10-Feb-21	140.0	-	145.0	144.0	134.9	-	139.9
27-Jan-21	142.0	-	145.0	144.0	130.9	-	134.9
13-Jan-21	142.0	-	140.0	144.0	130.9	-	134.9
30-Dec-20	142.0	-	140.0	144.0	130.9	-	134.9
16-Dec-20	142.0	-	140.0	144.0	130.9	-	134.9
2-Dec-20	142.0	-	140.0	144.0	130.9	-	129.9
18-Nov-20	140.0	-	145.0	144.0	130.9	-	129.9
4-Nov-20	140.0	-	145.0	144.0	130.9	-	129.9
21-Oct-20	140.0	-	145.0	144.0	130.9	-	129.9
7-Oct-20	140.0	-	145.0	144.0	130.9	-	120.9
23-Sep-20	140.0	-	145.0	144.0	130.9	-	120.9
9-Sep-20	140.0	-	145.0	144.0	130.9	-	120.9
26-Aug-20	140.0	-	140.0	144.0	n/a	-	n/a
12-Aug-20	140.0	-	145.0	144.0	130.9	-	120.9
29-Jul-20	140.0	-	145.0	144.0	130.9	-	120.9
15-Jul-20	140.0	-	145.0	144.0	133.9	-	123.9
2-Jul-20	n/a	-	n/a	n/a	133.9	-	123.9
17-Jun-20	140.0	-	145.0	144.0	126.9	-	120.9
3-Jun-20	170.0	-	145.0	144.0	n/a	-	n/a
20-May-20	170.0	-	145.0	144.0	112.9	-	120.9
6-May-20	170.0	-	145.0	144.0	109.9	-	120.9
22-Apr-20	170.0	-	145.0	144.0	109.9	-	130.9
8-Apr-20	170.0	-	145.0	144.0	119.9	-	130.9
25-Mar-20	170.0	-	166.0	144.0	130.9	-	147.9
11-Mar-20	170.0	-	166.0	144.0	140.9	-	147.9
26-Feb-20	170.0	-	166.0	144.0	n/a	-	n/a
12-Feb-20	170.0	-	166.0	144.0	153.9	-	156.9
Jan '20	170.0	-	161.0	142.7	154.9	-	157.9
Dec '19	170.0	-	161.0	142.0	154.6	-	157.6
Nov '19	170.0	-	163.5	142.0	154.3	-	157.3
Oct '19	170.0	-	161.0	144.0	154.3	-	157.3
Sep '19	170.0	-	161.0	144.0	154.3	-	157.3
Aug '19	170.0	-	163.5	144.0	154.3	-	157.3
Jul '19	170.0	-	162.7	144.0	154.3	-	157.3
Jun '19	165.0	-	160.0	140.0	149.9	-	151.9
May '19	165.0	-	160.0	140.0	153.9	-	155.9
Apr '19	165.0	-	157.5	140.0	146.9	-	150.9
Mar '19	165.0	-	155.0	140.0	135.9	-	147.4
Feb '19	165.0	-	155.0	140.0	130.9	-	145.9
Jan '19	165.0	-	155.0	140.0	130.9	-	145.9
Dec '18	155.0	-	155.0	140.0	138.4	-	152.7
Nov '18	155.0	-	155.0	140.0	154.9	-	142.5
Oct '18	160.0	-	157.5	140.0	154.9	-	142.5
Sep '18	165.0	-	155.0	140.0	154.9	-	142.5
Aug '18	161.7	-	155.0	140.0	158.2	-	147.2
Jul '18	160.0	-	155.0	140.0	154.9	-	152.5
Jun '18	n/a	-	n/a	n/a	153.9	-	153.5
May '18	n/a	-	n/a	n/a	151.9	-	150.5
Apr '18	n/a	-	n/a	n/a	139.9	-	145.5
Mar '18	145.0	-	150.0	140.0	134.5	-	142.9
Feb '18	145.0	-	150.0	140.0	134.7	-	138.9

Retail Motor Fuel Prices — Haines Junction

	Self-serve			Full-serve
	regular	premium	diesel	propane
24-Feb-21	133.2	143.2	138.4	-
10-Feb-21	129.2	138.2	136.7	-
27-Jan-21	128.4	137.2	134.7	-
13-Jan-21	126.9	139.2	132.9	-
30-Dec-20	123.2	131.6	126.9	-
16-Dec-20	124.2	133.2	128.2	-
2-Dec-20	123.2	131.6	126.9	-
18-Nov-20	123.2	131.6	126.9	-
4-Nov-20	123.2	131.6	126.9	-
21-Oct-20	123.2	131.6	126.9	-
7-Oct-20	123.9	133.2	126.9	-
23-Sep-20	122.7	130.2	126.9	-
9-Sep-20	122.7	131.6	126.9	-
26-Aug-20	122.7	131.6	126.9	-
12-Aug-20	122.7	130.2	126.9	-
29-Jul-20	122.7	131.6	126.9	-
15-Jul-20	122.7	131.6	126.9	-
2-Jul-20	122.7	131.6	126.9	-
17-Jun-20	118.9	126.6	126.9	-
3-Jun-20	114.7	124.2	125.7	-
20-May-20	106.4	114.6	126.2	-
6-May-20	101.4	107.9	127.4	-
22-Apr-20	107.4	107.9	131.2	-
8-Apr-20	114.9	117.6	138.2	-
25-Mar-20	126.6	132.9	144.6	-
11-Mar-20	137.9	143.2	143.9	-
26-Feb-20	147.6	155.9	150.6	-
12-Feb-20	146.9	155.9	150.7	-
Jan '20	147.0	155.9	150.7	n/a
Dec '19	147.6	155.9	149.6	n/a
Nov '19	147.6	155.9	148.7	n/a
Oct '19	147.3	155.9	147.6	n/a
Sep '19	147.5	155.9	148.1	n/a
Aug '19	147.5	155.9	148.1	n/a
Jul '19	146.5	155.1	147.1	n/a
Jun '19	142.3	153.2	144.5	n/a
May '19	140.8	149.9	146.2	n/a
Apr '19	141.2	150.9	146.9	n/a
Mar '19	133.6	139.2	140.8	n/a
Feb '19	128.9	136.9	139.9	n/a
Jan '19	128.9	136.9	139.9	n/a
Dec '18	136.7	139.9	144.0	n/a
Nov '18	148.2	155.4	148.6	n/a
Oct '18	148.7	157.9	147.0	100.0
Sep '18	146.5	157.9	144.2	100.0
Aug '18	147.5	158.2	146.0	100.0
Jul '18	147.2	157.9	142.6	100.0
Jun '18	147.8	157.9	145.4	100.0
May '18	144.7	155.4	141.8	100.0
Apr '18	132.2	142.9	136.6	100.0
Mar '18	126.7	137.2	136.5	100.0
Feb '18	124.9	133.9	135.9	100.0

Retail Motor Fuel Prices — Jake's Corner

	Self-serve			Full-serve
	regular	premium	diesel	propane
24-Feb-21	129.9	140.9	130.9	-
10-Feb-21	124.9	135.9	129.9	-
27-Jan-21	124.9	135.9	125.9	-
13-Jan-21	124.9	135.9	125.9	-
30-Dec-20	119.9	125.9	119.9	-
16-Dec-20	119.9	125.9	119.9	-
2-Dec-20	119.9	125.9	119.9	-
18-Nov-20	119.9	125.9	119.9	-
4-Nov-20	119.9	125.9	119.9	-
21-Oct-20	119.9	125.9	119.9	-
7-Oct-20	119.9	125.9	119.9	-
23-Sep-20	119.9	125.9	119.9	-
9-Sep-20	119.9	125.9	119.9	-
26-Aug-20	119.9	125.9	119.9	-
12-Aug-20	119.9	125.9	119.9	-
29-Jul-20	119.9	125.9	119.9	-
15-Jul-20	119.9	125.9	119.9	-
2-Jul-20	119.9	125.9	119.9	-
17-Jun-20	114.9	120.9	119.9	-
3-Jun-20	n/a	n/a	n/a	-
20-May-20	104.9	n/a	119.9	-
6-May-20	104.9	114.9	119.9	-
22-Apr-20	95.9	n/a	n/a	-
8-Apr-20	105.9	n/a	n/a	-
25-Mar-20	105.9	n/a	n/a	-
11-Mar-20	129.9	n/a	n/a	-
26-Feb-20	142.9	153.9	151.9	-
12-Feb-20	142.9	153.9	151.9	-
Jan '20	142.9	153.9	151.9	-
Dec '19	142.9	153.9	151.9	-
Nov '19	142.9	153.9	151.9	-
Oct '19	147.4	154.9	151.9	-
Sep '19	149.9	154.9	142.9	-
Aug '19	n/a	n/a	n/a	-
Jul '19	142.9	156.0	147.9	-
Jun '19	137.9	151.0	142.9	-
May '19	137.9	151.0	142.9	-
Apr '19	137.9	151.0	144.4	-
Mar '19	132.9	145.0	145.9	-
Feb '19	127.9	137.9	143.0	-
Jan '19	127.9	137.9	143.0	-
Dec '18	127.9	137.9	143.0	n/a
Nov '18	144.9	155.9	141.7	n/a
Oct '18	147.8	155.9	141.4	n/a
Sep '18	147.8	155.9	141.4	n/a
Aug '18	147.8	155.9	137.9	n/a
Jul '18	147.8	155.9	137.9	n/a
Jun '18	147.8	155.9	137.9	n/a
May '18	145.3	151.4	137.9	n/a
Apr '18	132.8	140.9	132.9	n/a
Mar '18	n/a	n/a	n/a	n/a
Feb '18	n/a	n/a	n/a	n/a

Retail Motor Fuel Prices — Mayo

	Self-serve			Full-serve	
	regular	premium	diesel	regular	diesel
24-Feb-21	131.9	-	135.9	-	-
10-Feb-21	125.6	-	127.5	-	-
27-Jan-21	130.9	-	131.9	-	-
13-Jan-21	129.9	-	129.9	-	-
30-Dec-20	122.8	-	122.8	-	-
16-Dec-20	122.8	-	122.8	-	-
2-Dec-20	127.9	-	127.9	-	-
18-Nov-20	127.9	-	127.9	-	-
4-Nov-20	121.8	-	121.8	-	-
21-Oct-20	n/a	-	n/a	-	-
7-Oct-20	n/a	-	n/a	-	-
23-Sep-20	n/a	-	n/a	-	-
9-Sep-20	n/a	-	n/a	-	-
26-Aug-20	n/a	-	n/a	-	-
12-Aug-20	n/a	-	n/a	-	-
29-Jul-20	118.8	-	117.9	-	-
15-Jul-20	n/a	-	n/a	-	-
2-Jul-20	114.9	-	121.8	-	-
17-Jun-20	114.9	-	121.8	-	-
3-Jun-20	114.9	-	121.8	-	-
20-May-20	n/a	-	n/a	-	-
6-May-20	103	-	124	-	-
22-Apr-20	n/a	-	n/a	-	-
8-Apr-20	n/a	-	n/a	-	-
25-Mar-20	142.1	-	143.1	-	-
11-Mar-20	151.1	-	153.1	-	-
26-Feb-20	n/a	-	n/a	-	-
12-Feb-20	153.1	-	153.1	-	-
Jan '20	149.9	-	147.9	-	-
Dec '19	149.9	-	149.4	-	-
Nov '19	149.9	-	147.9	-	-
Oct '19	142.8	-	140.9	-	-
Sep '19	n/a	-	n/a	-	-
Aug '19	141.4	-	144.1	-	-
Jul '19	146.2	-	145.6	-	-
Jun '19	144.0	-	145.9	-	-
May '19	146.9	-	151.9	-	-
Apr '19	146.9	-	153.4	-	-
Mar '19	137.9	-	149.9	-	-
Feb '19	133.9	-	144.9	-	-
Jan '19	132.2	-	143.6	-	-
Dec '18	125.8	-	139.0	-	-
Nov '18	146.9	-	141.4	-	-
Oct '18	143.4	-	134.1	-	-
Sep '18	144.7	-	135.1	-	-
Aug '18	144.7	-	135.1	n/a	n/a
Jul '18	144.7	-	135.1	n/a	n/a
Jun '18	144.7	-	135.1	n/a	n/a
May '18	149.4	-	141.9	n/a	n/a
Apr '18	138.4	-	136.5	n/a	n/a
Mar '18	126.1	-	129.9	n/a	n/a
Feb '18	124.9	-	133.2	n/a	n/a

Retail Motor Fuel Prices — Pelly Crossing & Ross River

	Pelly Crossing Self-serve		
	regular	premium	diesel
24-Feb-21	130.9	137.9	125.9
10-Feb-21	130.9	n/a	125.9
27-Jan-21	130.9	n/a	125.9
13-Jan-21	130.9	137.9	125.9
30-Dec-20	130.9	137.9	125.9
16-Dec-20	n/a	n/a	n/a
2-Dec-20	n/a	n/a	n/a
18-Nov-20	n/a	n/a	n/a
4-Nov-20	n/a	n/a	n/a
21-Oct-20	130.9	137.9	125.9
7-Oct-20	130.9	137.9	125.9
23-Sep-20	130.9	137.9	125.9
9-Sep-20	130.9	137.9	125.9
26-Aug-20	130.9	137.9	125.9
12-Aug-20	130.9	137.9	125.9
29-Jul-20	130.9	137.9	125.9
15-Jul-20	133.9	141.9	128.9
2-Jul-20	126.9	136.9	121.9
17-Jun-20	n/a	n/a	n/a
3-Jun-20	109.9	140.9	104.9
20-May-20	109.9	140.9	104.9
6-May-20	100.9	140.9	95.9
22-Apr-20	100.0	140.9	95.0
8-Apr-20	120.9	140.9	115.9
25-Mar-20	140.9	146.9	135.9
11-Mar-20	151.9	157.9	146.9
26-Feb-20	151.9	157.9	146.9
12-Feb-20	151.9	157.9	146.9
Jan '20	151.9	157.9	146.9
Dec '19	151.9	157.9	146.9
Nov '19	151.9	157.9	146.9
Oct '19	151.9	157.9	146.9
Sep '19	151.9	157.9	146.9
Aug '19	151.9	157.9	146.9
Jul '19	151.9	157.9	146.9
Jun '19	151.9	157.9	146.9
May '19	151.9	157.9	146.9
Apr '19	147.9	153.9	142.9
Mar '19	130.9	136.9	125.9
Feb '19	130.9	136.9	125.9
Jan '19	135.1	139.6	127.9
Dec '18	140.9	146.9	135.9
Nov '18	153.9	-	148.9
Oct '18	153.9	159.9	148.9
Sep '18	153.9	159.9	148.9
Aug '18	153.9	159.2	148.9
Jul '18	153.9	158.9	148.9
Jun '18	n/a	-	146.5
May '18	148.9	-	148.4
Apr '18	134.4	-	141.7
Mar '18	130.9	-	137.5
Feb '18	130.9	-	137.5

	Ross River Self-serve		
	regular	premium	diesel
24-Feb-21	130.9	-	128.9
10-Feb-21	129.9	-	127.9
27-Jan-21	129.9	-	127.9
13-Jan-21	129.9	-	125.9
30-Dec-20	n/a	-	n/a
16-Dec-20	129.9	-	125.9
2-Dec-20	129.9	-	125.9
18-Nov-20	n/a	-	n/a
4-Nov-20	119.9	-	125.9
21-Oct-20	119.9	-	125.9
7-Oct-20	129.9	-	119.9
23-Sep-20	129.9	-	119.9
9-Sep-20	129.9	-	119.9
26-Aug-20	129.9	-	119.9
12-Aug-20	n/a	-	n/a
29-Jul-20	132.9	-	129.9
15-Jul-20	132.9	-	129.9
2-Jul-20	116.9	-	121.9
17-Jun-20	116.9	-	121.9
3-Jun-20	102.9	-	121.9
20-May-20	102.9	-	121.9
6-May-20	n/a	-	n/a
22-Apr-20	118.9	-	124.9
8-Apr-20	123.9	-	129.9
25-Mar-20	146.9	-	150.4
11-Mar-20	150.9	-	154.4
26-Feb-20	150.9	-	154.4
12-Feb-20	150.9	-	154.4
Jan '20	152.9	-	156.9
Dec '19	152.9	-	156.4
Nov '19	152.9	-	156.4
Oct '19	154.9	-	158.4
Sep '19	154.9	-	158.4
Aug '19	154.9	-	158.4
Jul '19	153.6	-	156.7
Jun '19	150.4	-	154.9
May '19	147.9	-	153.9
Apr '19	145.4	-	152.4
Mar '19	134.9	-	146.4
Feb '19	129.9	-	144.9
Jan '19	129.9	-	144.9
Dec '18	137.4	-	151.9
Nov '18	150.9	-	161.7
Oct '18	156.9	-	154.5
Sep '18	156.9	-	154.5
Aug '18	156.2	-	154.0
Jul '18	152.4	-	152.9
Jun '18	149.9	-	152.9
May '18	144.9	-	149.4
Apr '18	137.4	-	143.9
Mar '18	134.9	-	141.9
Feb '18	139.9	-	139.9

Retail Motor Fuel Prices — Stewart Crossing

	Self-Serve		
	regular	premium	diesel
24-Feb-21	n/a	n/a	n/a
10-Feb-21	n/a	n/a	n/a
27-Jan-21	n/a	n/a	n/a
13-Jan-21	n/a	n/a	n/a
30-Dec-20	n/a	n/a	n/a
16-Dec-20	n/a	n/a	n/a
2-Dec-20	n/a	n/a	n/a
18-Nov-20	n/a	n/a	n/a
4-Nov-20	n/a	n/a	n/a
21-Oct-20	n/a	n/a	n/a
7-Oct-20	n/a	n/a	n/a
23-Sep-20	n/a	n/a	n/a
9-Sep-20	n/a	n/a	n/a
26-Aug-20	n/a	n/a	n/a
12-Aug-20	n/a	n/a	n/a
29-Jul-20	n/a	n/a	n/a
15-Jul-20	n/a	n/a	n/a
2-Jul-20	n/a	n/a	n/a
17-Jun-20	124.9	130.9	129.9
3-Jun-20	124.9	130.9	129.9
20-May-20	n/a	n/a	n/a
6-May-20	n/a	n/a	n/a
22-Apr-20	n/a	n/a	n/a
8-Apr-20	n/a	n/a	n/a
25-Mar-20	n/a	n/a	n/a
11-Mar-20	n/a	n/a	n/a
26-Feb-20	152.9	158.9	155.9
12-Feb-20	152.9	158.9	155.9
Jan '20	152.9	158.9	155.9
Dec '19	152.9	158.9	153.4
Nov '19	152.9	158.9	150.9
Oct '19	152.9	158.9	150.9
Sep '19	152.9	158.9	150.9
Aug '19	152.9	158.9	150.9
Jul '19	152.9	158.9	151.1
Jun '19	147.9	153.9	145.9
May '19	147.9	153.9	145.9
Apr '19	147.9	148.9	149.9
Mar '19	134.9	140.9	145.9
Feb '19	134.9	140.9	145.9
Jan '19	134.9	140.9	145.9
Dec '18	134.9	140.9	148.4
Nov '18	152.4	158.4	150.9
Oct '18	154.9	160.9	150.9
Sep '18	154.9	160.9	150.9
Aug '18	154.9	160.9	150.9
Jul '18	154.9	160.9	150.9
Jun '18	154.9	160.9	150.9
May '18	152.4	158.4	148.4
Apr '18	139.9	145.9	139.9
Mar '18	130.4	136.9	139.9
Feb '18	130.9	136.9	139.9

Retail Motor Fuel Prices — Teslin

	Self-serve			Full-serve
	regular	premium	diesel	propane
24-Feb-21	133.9	145.9	134.4	110.0
10-Feb-21	128.9	139.9	129.9	110.0
27-Jan-21	128.9	139.9	129.9	110.0
13-Jan-21	128.9	139.9	129.9	110.0
30-Dec-20	123.9	135.9	128.9	110.0
16-Dec-20	123.9	135.9	126.4	110.0
2-Dec-20	123.9	131.9	123.9	110.0
18-Nov-20	123.9	131.9	123.9	110.0
4-Nov-20	123.9	131.9	123.9	110.0
21-Oct-20	123.9	131.9	123.9	110.0
7-Oct-20	123.9	131.9	123.9	110.0
23-Sep-20	123.9	131.9	123.9	110.0
9-Sep-20	123.9	131.9	123.9	110.0
26-Aug-20	123.9	131.9	123.9	110.0
12-Aug-20	123.9	131.9	123.9	110.0
29-Jul-20	123.9	131.9	123.9	110.0
15-Jul-20	123.9	131.9	123.9	110.0
2-Jul-20	118.9	126.9	122.9	110.0
17-Jun-20	118.9	126.9	122.9	110.0
3-Jun-20	109.9	119.9	129.9	110.0
20-May-20	109.9	119.9	129.9	110.0
6-May-20	109.9	119.9	129.9	110.0
22-Apr-20	109.9	119.9	129.9	110.0
8-Apr-20	109.9	119.9	129.9	110.0
25-Mar-20	133.9	141.9	139.9	110.0
11-Mar-20	145.4	156.9	150.4	110.0
26-Feb-20	146.9	156.9	152.4	110.0
12-Feb-20	146.9	156.9	152.4	110.0
Jan '20	146.9	156.9	152.4	110.0
Dec '19	146.9	156.9	152.4	110.0
Nov '19	146.9	156.9	152.4	110.0
Oct '19	146.9	156.9	152.4	110.0
Sep '19	146.9	156.9	153.7	110.0
Aug '19	146.9	156.9	152.4	110.0
Jul '19	146.1	156.9	153.9	n/a
Jun '19	141.9	151.9	148.9	n/a
May '19	141.9	n/a	148.9	110.0
Apr '19	141.9	151.9	148.9	110.0
Mar '19	135.2	n/a	146.4	110.0
Feb '19	129.4	n/a	141.3	110.0
Jan '19	132.2	142.9	144.2	110.0
Dec '18	129.7	137.4	141.7	110.0
Nov '18	143.7	150.9	143.2	111.3
Oct '18	142.2	153.8	145.9	110.3
Sep '18	148.9	158.9	141.9	113.7
Aug '18	148.9	158.9	141.9	112.5
Jul '18	148.9	158.9	141.9	112.5
Jun '18	148.9	158.9	141.9	112.5
May '18	146.4	153.9	141.9	112.5
Apr '18	133.9	143.9	135.9	112.5
Mar '18	129.9	141.9	136.9	112.5
Feb '18	129.9	139.9	139.9	112.5

Retail Motor Fuel Prices — Watson Lake

	Self-serve			Full-serve
	regular	premium	diesel	propane
24-Feb-21	123.9	n/a	126.9	112.9
10-Feb-21	121.9	n/a	123.9	112.9
27-Jan-21	121.9	n/a	123.9	112.9
13-Jan-21	113.9	124.9	118.9	112.9
30-Dec-20	113.9	124.9	118.9	112.9
16-Dec-20	113.9	123.9	114.9	112.9
2-Dec-20	113.9	123.9	114.9	112.9
18-Nov-20	114.9	124.9	115.9	112.9
4-Nov-20	113.9	123.9	114.9	112.9
21-Oct-20	113.9	123.9	114.9	112.9
7-Oct-20	113.9	123.9	114.9	112.9
23-Sep-20	121.9	123.9	122.4	112.9
9-Sep-20	121.9	123.9	119.9	n/a
26-Aug-20	134.9	123.9	127.4	n/a
12-Aug-20	121.9	123.9	127.4	n/a
29-Jul-20	121.9	123.9	122.4	112.9
15-Jul-20	121.9	123.9	122.4	112.9
2-Jul-20	121.9	123.9	139.9	112.9
17-Jun-20	123.9	123.9	141.9	112.9
3-Jun-20	113.9	123.9	114.9	112.9
20-May-20	111.4	110.9	117.9	112.9
6-May-20	97.9	107.9	114.9	112.9
22-Apr-20	97.9	108.0	114.0	112.9
8-Apr-20	104.9	113.9	114.9	112.9
25-Mar-20	124.9	134.9	126.9	112.9
11-Mar-20	133.9	142.9	135.9	112.9
26-Feb-20	137.9	146.9	144.9	n/a
12-Feb-20	137.9	146.9	139.9	n/a
Jan '20	139.5	149.9	146.8	112.9
Dec '19	138.6	149.9	144.1	112.9
Nov '19	139.3	149.9	144.3	112.9
Oct '19	143.5	149.9	145.7	112.9
Sep '19	141.9	146.7	144.5	110.9
Aug '19	141.7	149.2	143.5	110.9
Jul '19	141.2	149.2	142.8	110.9
Jun '19	140.2	147.9	142.6	110.9
May '19	137.5	148.9	141.3	n/a
Apr '19	135.6	147.4	142.2	109.0
Mar '19	126.4	138.4	140.2	110.9
Feb '19	122.9	134.9	136.9	110.9
Jan '19	122.6	134.9	136.3	110.9
Dec '18	125.0	134.9	138.1	110.9
Nov '18	141.9	151.4	142.6	110.9
Oct '18	141.9	154.9	139.4	110.9
Sep '18	143.2	152.9	140.7	110.9
Aug '18	142.1	152.9	139.2	110.9
Jul '18	142.2	152.9	143.7	110.9
Jun '18	141.2	152.4	138.5	110.9
May '18	139.1	148.7	135.5	110.9
Apr '18	128.2	139.9	129.2	110.9
Mar '18	118.9	134.9	127.0	110.9
Feb '18	116.0	134.9	127.7	105.9

Residential Fuel Prices in Yukon

Average Prices as of February 24, 2021

	Residential Heating Fuels			% Change February 26, 2020 to February 24, 2021		
	Furnace Oil	Arctic Stove Oil	Propane (500-gallon tank cost)	Furnace Oil	Arctic Stove Oil	Propane (500-gallon tank cost)
Whitehorse	125.3	128.4	100.6	1.1%	-1.8%	-20.1%
Beaver Creek	136.0	143.3	-	n/a	n/a	-
Burwash Landing	129.7	124.2	-	n/a	-10.4%	-
Carcross	127.8	133.0	-	n/a	n/a	-
Carmacks	128.6	135.1	108.8	n/a	n/a	-22.6%
Dawson City	132.3	133.8	108.8	n/a	n/a	-22.6%
Destruction Bay	129.7	136.8	-	n/a	n/a	-
Faro	130.7	137.3	108.8	n/a	n/a	-22.6%
Haines Junction	128.6	135.1	108.8	n/a	n/a	-22.6%
Marsh Lake	127.8	133.0	-	n/a	n/a	-
Mayo	128.4	135.8	108.8	n/a	n/a	-22.6%
Pelly Crossing	129.9	132.9	-	n/a	n/a	-
Ross River	129.2	140.9	108.8	-14.8%	n/a	-22.6%
Stewart Crossing	130.2	133.4	-	n/a	n/a	-
Tagish	127.8	133.0	-	n/a	n/a	-
Teslin	128.6	135.1	108.8	n/a	n/a	-22.6%
Watson Lake	131.8	141.2	108.8	n/a	n/a	-22.6%

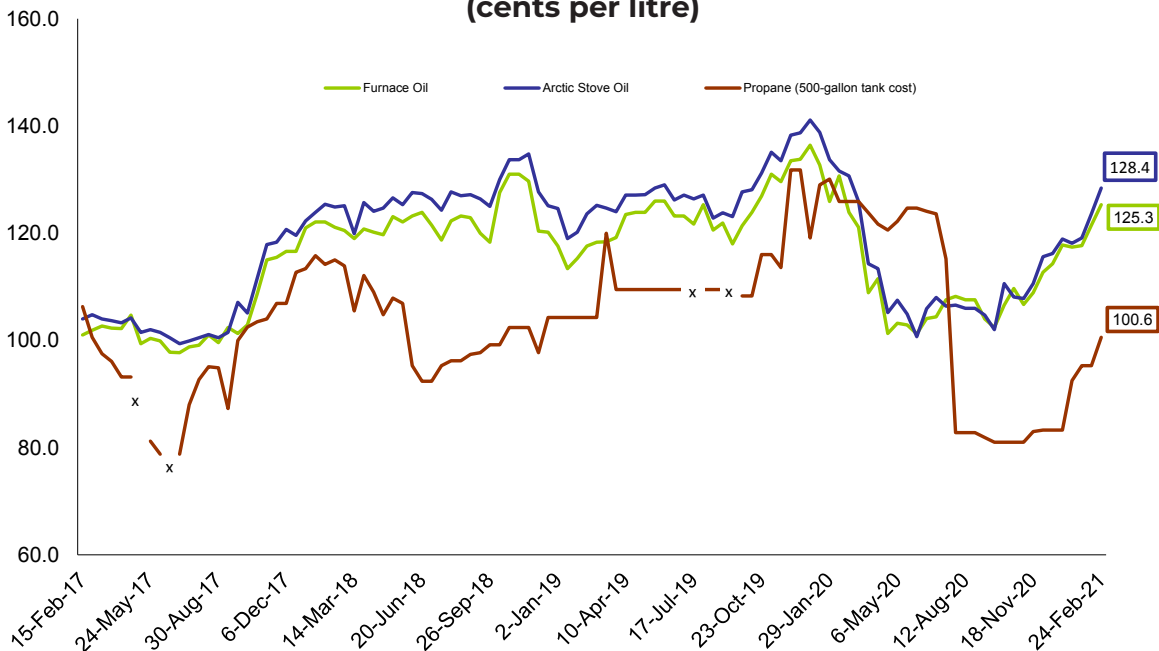
Notes: All prices are Canadian cents per litre.
 "-" indicates this service was not available in this community at this time.
 "n/a" indicates this information was not available for the reporting period.

Comparing February 24, 2021 to February 26, 2020, changes in the price of furnace oil were not available for any Yukon community with exceptions of Whitehorse and Ross River. Ross River was down 14.1% and Whitehorse was up 1.1%.

Price changes for arctic stove oil were also not available for any Yukon community with exceptions of Whitehorse and Burwash Landing. Burwash Landing was down 10.4% and Whitehorse was down 1.8%.

Decreases were reported for average prices of propane (500 gallon tank) in all Yukon communities. Prices in all reporting communities outside of Whitehorse decreased by 22.6%; Whitehorse prices decreased by 20.1%.

**Average Residential Bi-weekly Heating Fuel Prices, Whitehorse
 February 2017 - February 2021
 (cents per litre)**



Residential Heating Fuel Prices — Whitehorse

	Furnace Oil	Arctic Stove Oil	Propane (500-gallon tank cost)
24-Feb-21	125.3	128.4	100.6
10-Feb-21	121.5	123.6	95.3
27-Jan-21	117.7	119.1	95.3
13-Jan-21	117.4	118.1	92.5
30-Dec-20	117.8	118.9	83.3
16-Dec-20	114.3	116.2	83.3
2-Dec-20	112.7	115.6	83.3
18-Nov-20	108.9	110.6	83.0
4-Nov-20	106.7	107.8	81.0
21-Oct-20	109.7	108.1	81.0
7-Oct-20	106.6	110.6	81.0
23-Sep-20	102.4	102.0	81.0
9-Sep-20	104.0	104.7	81.9
26-Aug-20	107.6	106.0	82.8
12-Aug-20	107.6	106.0	82.8
29-Jul-20	108.2	106.6	82.8
15-Jul-20	107.6	106.4	115.2
2-Jul-20	104.4	108.0	123.6
17-Jun-20	104.1	105.9	124.1
3-Jun-20	101.2	100.7	124.7
20-May-20	102.9	104.9	124.7
6-May-20	103.2	107.5	122.2
22-Apr-20	101.3	105.2	120.6
8-Apr-20	111.5	113.4	121.7
25-Mar-20	108.9	114.3	123.8
11-Mar-20	121.1	125.9	125.9
26-Feb-20	123.9	130.7	125.9
12-Feb-20	130.7	131.6	125.9
Jan '20	131.7	137.9	126.1
Dec '19	133.7	138.5	131.8
Nov '19	130.3	134.3	114.8
Oct '19	125.4	129.7	112.2
Sep '19	119.7	125.4	108.3
Aug '19	121.3	123.3	109.5
Jul '19	123.4	126.9	109.5
Jun '19	124.6	127.6	109.5
May '19	125.0	127.8	109.5
Apr '19	123.7	127.1	109.5
Mar '19	118.8	124.4	114.8
Feb '19	118.0	124.4	104.3
Jan '19	115.4	121.3	104.3
Dec '18	120.3	126.4	101.0
Nov '18	130.4	134.3	102.4
Oct '18	129.3	131.9	100.8
Sep '18	119.2	125.7	98.5
Aug '18	122.8	127.3	96.6
Jul '18	120.1	125.3	93.9
Jun '18	123.6	127.5	93.9
May '18	122.6	126.0	107.4
Apr '18	120.0	124.4	106.9
Mar '18	119.9	122.8	108.8
Feb '18	120.8	125.0	114.5

Residential Heating Fuel Prices — Beaver Creek

	Furnace Oil	Arctic Stove Oil	Propane (500-gallon tank cost)
24-Feb-21	136.0	143.3	-
10-Feb-21	136.0	139.3	-
27-Jan-21	129.7	131.0	-
13-Jan-21	129.7	131.6	-
30-Dec-20	129.7	131.9	-
16-Dec-20	126.5	129.2	-
2-Dec-20	126.5	129.2	-
18-Nov-20	117.1	120.5	-
4-Nov-20	117.1	120.5	-
21-Oct-20	117.1	121.3	-
7-Oct-20	111.8	115.0	-
23-Sep-20	111.8	115.0	-
9-Sep-20	111.8	115.0	-
26-Aug-20	111.8	115.0	-
12-Aug-20	111.8	115.0	-
29-Jul-20	n/a	n/a	-
15-Jul-20	n/a	n/a	-
2-Jul-20	n/a	n/a	-
17-Jun-20	n/a	n/a	-
3-Jun-20	n/a	n/a	-
20-May-20	n/a	n/a	-
6-May-20	n/a	n/a	-
22-Apr-20	n/a	n/a	-
8-Apr-20	n/a	n/a	-
25-Mar-20	n/a	n/a	-
11-Mar-20	130.0	133.1	-
26-Feb-20	n/a	n/a	-
12-Feb-20	140.4	143.6	-
Jan '20	143.9	147.1	-
Dec '19	145.7	148.8	-
Nov '19	140.4	143.6	-
Oct '19	134.7	137.8	-
Sep '19	127.3	130.5	-
Aug '19	127.3	130.5	-
Jul '19	130.9	133.4	-
Jun '19	135.0	139.2	-
May '19	135.0	139.2	-
Apr '19	133.5	137.7	-
Mar '19	131.9	136.1	-
Feb '19	129.8	133.5	-
Jan '19	123.5	126.6	-
Dec '18	134.0	137.1	-
Nov '18	142.4	145.8	-
Oct '18	142.4	144.2	-
Sep '18	n/a	148.1	-
Aug '18	134.4	142.0	-
Jul '18	n/a	144.6	-
Jun '18	136.5	143.6	-
May '18	128.1	138.4	-
Apr '18	128.1	134.7	-
Mar '18	128.4	134.3	-
Feb '18	128.1	134.7	-

Residential Heating Fuel Prices — Burwash Landing

	Furnace Oil	Arctic Stove Oil	Propane (500 gallon tank cost)
24-Feb-21	129.7	124.2	-
10-Feb-21	129.7	132.8	-
27-Jan-21	123.4	121.0	-
13-Jan-21	123.4	126.5	-
30-Dec-20	123.4	126.5	-
16-Dec-20	120.2	123.4	-
2-Dec-20	120.2	123.4	-
18-Nov-20	115.0	118.1	-
4-Nov-20	115.0	116.8	-
21-Oct-20	115.0	116.8	-
7-Oct-20	109.7	114.2	-
23-Sep-20	109.7	112.9	-
9-Sep-20	109.7	112.9	-
26-Aug-20	109.7	114.2	-
12-Aug-20	109.7	114.2	-
29-Jul-20	109.7	112.9	-
15-Jul-20	109.7	114.2	-
2-Jul-20	109.7	114.2	-
17-Jun-20	109.7	112.9	-
3-Jun-20	109.7	114.2	-
20-May-20	109.7	114.2	-
6-May-20	109.7	114.2	-
22-Apr-20	109.7	112.9	-
8-Apr-20	114.8	117.9	-
25-Mar-20	n/a	n/a	-
11-Mar-20	127.4	134.5	-
26-Feb-20	n/a	138.6	-
12-Feb-20	137.8	141.0	-
Jan '20	141.3	141.7	-
Dec '19	143.1	143.5	-
Nov '19	137.8	139.6	-
Oct '19	132.6	135.4	-
Sep '19	125.2	131.9	-
Aug '19	125.2	133.6	-
Jul '19	127.2	131.7	-
Jun '19	131.3	134.4	-
May '19	131.3	134.4	-
Apr '19	129.7	132.9	-
Mar '19	128.1	132.1	-
Feb '19	126.0	131.0	-
Jan '19	119.7	127.4	-
Dec '18	130.2	135.7	-
Nov '18	138.6	141.2	-
Oct '18	138.6	137.3	-
Sep '18	n/a	n/a	-
Aug '18	131.3	129.1	-
Jul '18	n/a	123.9	-
Jun '18	133.4	133.4	-
May '18	125.0	127.1	-
Apr '18	125.0	126.0	-
Mar '18	125.1	126.1	-
Feb '18	125.0	127.1	-

Residential Heating Fuel Prices — Carcross

	Furnace Oil	Arctic Stove Oil	Propane (500 gallon tank cost)
24-Feb-21	127.8	133.0	-
10-Feb-21	127.8	129.0	-
27-Jan-21	121.5	121.1	-
13-Jan-21	121.5	121.3	-
30-Dec-20	121.5	121.2	-
16-Dec-20	118.3	119.6	-
2-Dec-20	118.3	121.5	-
18-Nov-20	113.1	112.7	-
4-Nov-20	113.1	112.7	-
21-Oct-20	113.1	106.4	-
7-Oct-20	107.8	111.0	-
23-Sep-20	107.8	103.8	-
9-Sep-20	107.8	103.8	-
26-Aug-20	107.8	103.8	-
12-Aug-20	107.8	103.8	-
29-Jul-20	107.8	103.8	-
15-Jul-20	107.8	103.8	-
2-Jul-20	107.8	103.8	-
17-Jun-20	107.8	111.0	-
3-Jun-20	107.8	98.5	-
20-May-20	107.8	111.0	-
6-May-20	107.8	111.0	-
22-Apr-20	107.8	109.1	-
8-Apr-20	112.9	116.0	-
25-Mar-20	n/a	107.1	-
11-Mar-20	125.5	128.6	-
26-Feb-20	n/a	n/a	-
12-Feb-20	135.9	131.0	-
Jan '20	139.4	142.6	-
Dec '19	141.2	140.4	-
Nov '19	135.9	136.5	-
Oct '19	130.7	133.8	-
Sep '19	123.3	127.1	-
Aug '19	128.5	129.3	-
Jul '19	127.0	128.6	-
Jun '19	128.7	130.3	-
May '19	129.0	129.8	-
Apr '19	126.9	129.3	-
Mar '19	120.3	122.9	-
Feb '19	119.3	121.9	-
Jan '19	117.7	120.5	-
Dec '18	121.9	130.3	-
Nov '18	134.5	135.9	-
Oct '18	134.0	133.4	-
Sep '18	116.6	131.3	-
Aug '18	128.2	132.1	-
Jul '18	n/a	134.1	-
Jun '18	130.3	135.2	-
May '18	121.9	130.1	-
Apr '18	121.9	126.1	-
Mar '18	121.9	125.3	-
Feb '18	121.9	125.6	-

Residential Heating Fuel Prices — Carmacks

	Furnace Oil	Arctic Stove Oil	Propane (500-gallon tank cost)
24-Feb-21	128.6	135.1	108.8
10-Feb-21	128.6	131.1	103.5
27-Jan-21	122.3	123.1	103.4
13-Jan-21	122.3	123.4	100.6
30-Dec-20	122.3	123.4	91.5
16-Dec-20	119.2	121.6	91.5
2-Dec-20	119.2	122.3	91.7
18-Nov-20	113.9	114.7	91.1
4-Nov-20	113.9	114.7	89.1
21-Oct-20	113.9	108.4	89.1
7-Oct-20	108.7	111.8	89.1
23-Sep-20	108.7	105.8	89.1
9-Sep-20	108.7	105.8	90.3
26-Aug-20	108.7	105.8	97.5
12-Aug-20	108.7	105.8	97.5
29-Jul-20	108.7	105.8	97.5
15-Jul-20	108.7	105.8	123.4
2-Jul-20	108.7	105.8	131.8
17-Jun-20	108.7	111.8	132.3
3-Jun-20	108.7	100.5	132.9
20-May-20	108.7	111.8	132.9
6-May-20	108.7	111.8	136.9
22-Apr-20	108.7	111.1	135.3
8-Apr-20	114.2	117.4	136.4
25-Mar-20	n/a	110.3	138.5
11-Mar-20	126.8	129.9	140.6
26-Feb-20	n/a	n/a	140.6
12-Feb-20	137.3	133.2	140.6
Jan '20	140.8	144.5	140.8
Dec '19	142.5	142.7	146.5
Nov '19	136.8	138.5	128.3
Oct '19	131.5	134.7	127.0
Sep '19	124.2	129.3	123.2
Aug '19	124.2	129.3	124.2
Jul '19	125.8	133.8	124.2
Jun '19	128.9	135.6	124.2
May '19	128.9	137.4	124.2
Apr '19	127.4	135.0	124.2
Mar '19	125.8	133.3	124.2
Feb '19	123.7	131.2	119.0
Jan '19	117.4	123.4	119.0
Dec '18	127.9	131.0	115.7
Nov '18	136.3	139.4	117.1
Oct '18	136.3	139.4	115.5
Sep '18	n/a	n/a	113.2
Aug '18	128.9	132.1	111.3
Jul '18	n/a	n/a	109.0
Jun '18	131.0	134.2	109.0
May '18	122.6	125.8	122.1
Apr '18	122.6	125.8	121.6
Mar '18	122.6	125.8	123.5
Feb '18	122.6	125.8	129.2

Residential Heating Fuel Prices — Dawson City

	Furnace Oil	Arctic Stove Oil	Propane (500-gallon tank cost)
24-Feb-21	132.3	133.8	108.8
10-Feb-21	130.7	132.3	103.5
27-Jan-21	126.6	128.2	103.4
13-Jan-21	124.4	125.9	100.6
30-Dec-20	124.4	125.9	91.5
16-Dec-20	120.8	122.4	91.5
2-Dec-20	119.3	120.9	91.7
18-Nov-20	115.2	117.7	91.1
4-Nov-20	113.7	116.2	89.1
21-Oct-20	117.4	120.5	89.1
7-Oct-20	112.1	115.2	89.1
23-Sep-20	112.1	115.2	89.1
9-Sep-20	112.1	115.2	90.3
26-Aug-20	112.1	115.2	97.5
12-Aug-20	112.1	115.2	97.5
29-Jul-20	113.5	116.1	97.5
15-Jul-20	112.1	115.2	123.4
2-Jul-20	110.0	112.6	131.8
17-Jun-20	110.0	112.6	132.3
3-Jun-20	110.0	112.6	132.9
20-May-20	112.1	115.2	132.9
6-May-20	109.1	113.8	136.9
22-Apr-20	112.1	115.2	135.3
8-Apr-20	123.7	120.5	136.4
25-Mar-20	124.3	126.3	138.5
11-Mar-20	129.4	131.9	140.6
26-Feb-20	n/a	n/a	140.6
12-Feb-20	140.1	142.7	140.6
Jan '20	143.7	146.8	140.8
Dec '19	143.6	146.6	146.5
Nov '19	140.0	142.9	128.3
Oct '19	134.6	137.3	127.0
Sep '19	128.3	131.4	123.2
Aug '19	130.2	132.8	124.2
Jul '19	131.9	134.1	124.2
Jun '19	135.0	138.2	124.2
May '19	132.3	135.5	124.2
Apr '19	133.2	136.4	124.2
Mar '19	130.0	133.1	124.2
Feb '19	129.2	132.9	119.0
Jan '19	125.2	128.3	119.0
Dec '18	132.6	135.8	115.7
Nov '18	141.2	146.0	117.1
Oct '18	139.1	139.3	115.5
Sep '18	132.3	143.3	113.2
Aug '18	133.3	140.9	111.3
Jul '18	132.3	141.6	109.0
Jun '18	134.4	141.9	109.0
May '18	131.9	139.6	122.1
Apr '18	130.2	136.0	121.6
Mar '18	130.2	135.7	123.5
Feb '18	130.2	136.0	129.2

Residential Heating Fuel Prices — Destruction Bay

	Furnace Oil	Arctic Stove Oil	Propane (500 gallon tank cost)
24-Feb-21	129.7	136.8	-
10-Feb-21	129.7	132.8	-
27-Jan-21	123.4	124.7	-
13-Jan-21	123.4	125.1	-
30-Dec-20	123.4	125.1	-
16-Dec-20	120.2	123.4	-
2-Dec-20	120.2	123.4	-
18-Nov-20	115.0	118.1	-
4-Nov-20	115.0	118.1	-
21-Oct-20	115.0	118.1	-
7-Oct-20	109.7	112.9	-
23-Sep-20	109.7	112.9	-
9-Sep-20	109.7	112.9	-
26-Aug-20	109.7	112.9	-
12-Aug-20	109.7	112.9	-
29-Jul-20	109.7	112.9	-
15-Jul-20	109.7	112.9	-
2-Jul-20	109.7	112.9	-
17-Jun-20	109.7	112.9	-
3-Jun-20	109.7	112.9	-
20-May-20	109.7	112.9	-
6-May-20	109.7	112.9	-
22-Apr-20	109.7	112.9	-
8-Apr-20	114.8	117.9	-
25-Mar-20	n/a	n/a	-
11-Mar-20	127.4	130.5	-
26-Feb-20	n/a	n/a	-
12-Feb-20	137.8	141.0	-
Jan '20	141.3	144.5	-
Dec '19	143.1	146.2	-
Nov '19	137.8	141.0	-
Oct '19	132.6	135.7	-
Sep '19	125.2	128.4	-
Aug '19	125.2	128.4	-
Jul '19	126.2	129.4	-
Jun '19	128.2	131.4	-
May '19	128.2	131.4	-
Apr '19	126.7	129.8	-
Mar '19	125.1	128.2	-
Feb '19	123.0	126.1	-
Jan '19	116.7	119.8	-
Dec '18	127.2	130.3	-
Nov '18	135.6	138.7	-
Oct '18	135.6	138.7	-
Sep '18	n/a	n/a	-
Aug '18	128.2	131.4	-
Jul '18	n/a	n/a	-
Jun '18	130.3	133.5	-
May '18	121.9	125.1	-
Apr '18	121.9	125.1	-
Mar '18	121.9	125.1	-
Feb '18	121.9	125.1	-

Residential Heating Fuel Prices — Faro

	Furnace Oil	Arctic Stove Oil	Propane (500-gallon tank cost)
24-Feb-21	130.7	137.3	108.8
10-Feb-21	130.7	133.1	103.5
27-Jan-21	124.4	126.0	103.4
13-Jan-21	124.4	126.3	100.6
30-Dec-20	124.4	126.0	91.5
16-Dec-20	121.3	124.8	91.5
2-Dec-20	121.3	124.6	91.7
18-Nov-20	116.0	119.2	91.1
4-Nov-20	116.0	119.2	89.1
21-Oct-20	116.0	119.2	89.1
7-Oct-20	110.8	113.9	89.1
23-Sep-20	110.8	113.7	89.1
9-Sep-20	110.8	113.7	90.3
26-Aug-20	110.8	113.9	97.5
12-Aug-20	110.8	109.5	97.5
29-Jul-20	110.8	113.7	97.5
15-Jul-20	110.8	113.7	123.4
2-Jul-20	110.8	113.7	131.8
17-Jun-20	110.8	113.7	132.3
3-Jun-20	110.8	113.9	132.9
20-May-20	110.8	113.7	132.9
6-May-20	110.8	113.7	136.9
22-Apr-20	110.8	117.9	135.3
8-Apr-20	115.8	120.4	136.4
25-Mar-20	n/a	131.3	138.5
11-Mar-20	128.4	131.4	140.6
26-Feb-20	n/a	n/a	140.6
12-Feb-20	138.9	141.9	140.6
Jan '20	142.4	146.3	140.8
Dec '19	144.1	147.1	146.5
Nov '19	138.9	140.7	128.3
Oct '19	133.6	131.8	127.0
Sep '19	126.3	129.4	123.2
Aug '19	126.3	129.5	124.2
Jul '19	127.3	130.9	124.2
Jun '19	129.2	132.3	124.2
May '19	129.2	132.3	124.2
Apr '19	127.6	130.8	124.2
Mar '19	126.0	129.2	124.2
Feb '19	123.9	127.1	119.0
Jan '19	117.6	120.8	119.0
Dec '18	128.1	131.3	115.7
Nov '18	136.5	139.7	117.1
Oct '18	136.5	137.6	115.5
Sep '18	n/a	131.3	113.2
Aug '18	129.3	132.9	111.3
Jul '18	n/a	134.4	109.0
Jun '18	131.4	132.4	109.0
May '18	123.0	126.1	122.1
Apr '18	123.0	126.1	121.6
Mar '18	123.0	126.1	123.5
Feb '18	123.0	126.1	129.2

Residential Heating Fuel Prices — Haines Junction

	Furnace Oil	Arctic Stove Oil	Propane (500-gallon tank cost)
24-Feb-21	128.6	135.1	108.8
10-Feb-21	128.6	131.1	103.5
27-Jan-21	122.3	123.1	103.4
13-Jan-21	122.3	123.4	100.6
30-Dec-20	122.3	123.4	91.5
16-Dec-20	119.2	121.6	91.5
2-Dec-20	119.2	122.3	91.7
18-Nov-20	113.9	114.7	91.1
4-Nov-20	113.9	114.7	89.1
21-Oct-20	113.9	108.4	89.1
7-Oct-20	108.7	111.8	89.1
23-Sep-20	108.7	105.8	89.1
9-Sep-20	108.7	105.8	90.3
26-Aug-20	108.7	105.8	97.5
12-Aug-20	108.7	105.8	97.5
29-Jul-20	108.7	105.8	97.5
15-Jul-20	108.7	105.8	123.4
2-Jul-20	108.7	105.8	131.8
17-Jun-20	108.7	111.8	132.3
3-Jun-20	108.7	100.5	132.9
20-May-20	108.7	111.8	132.9
6-May-20	108.7	111.8	136.9
22-Apr-20	108.7	111.1	135.3
8-Apr-20	121.1	124.2	136.4
25-Mar-20	n/a	110.3	138.5
11-Mar-20	133.7	136.8	140.6
26-Feb-20	n/a	n/a	140.6
12-Feb-20	144.1	136.6	140.6
Jan '20	140.3	144.2	140.8
Dec '19	142.0	142.4	146.5
Nov '19	136.8	138.5	128.3
Oct '19	131.5	134.7	127.0
Sep '19	124.2	127.0	123.2
Aug '19	130.3	131.1	124.2
Jul '19	127.5	129.1	124.2
Jun '19	128.1	129.7	124.2
May '19	128.1	129.7	124.2
Apr '19	124.5	127.7	124.2
Mar '19	123.0	126.1	124.2
Feb '19	120.9	124.0	119.0
Jan '19	114.6	117.7	119.0
Dec '18	125.1	128.2	115.7
Nov '18	133.5	136.6	117.1
Oct '18	133.5	135.8	115.5
Sep '18	n/a	129.2	113.2
Aug '18	126.1	129.3	111.3
Jul '18	n/a	131.3	109.0
Jun '18	128.2	129.2	109.0
May '18	119.8	124.3	122.1
Apr '18	119.8	124.0	121.6
Mar '18	119.8	124.0	123.5
Feb '18	119.8	124.6	129.2

Residential Heating Fuel Prices — Marsh Lake

	Furnace Oil	Arctic Stove Oil	Propane (500 gallon tank cost)
24-Feb-21	127.8	133.0	-
10-Feb-21	127.8	129.0	-
27-Jan-21	121.5	121.1	-
13-Jan-21	121.5	121.3	-
30-Dec-20	121.5	121.3	-
16-Dec-20	118.3	119.6	-
2-Dec-20	118.3	121.5	-
18-Nov-20	113.1	112.7	-
4-Nov-20	113.1	112.7	-
21-Oct-20	113.1	106.4	-
7-Oct-20	107.8	111.0	-
23-Sep-20	107.8	103.8	-
9-Sep-20	107.8	103.8	-
26-Aug-20	107.8	103.8	-
12-Aug-20	107.8	103.8	-
29-Jul-20	107.8	103.8	-
15-Jul-20	107.8	103.8	-
2-Jul-20	107.8	103.8	-
17-Jun-20	107.8	111.0	-
3-Jun-20	107.8	98.5	-
20-May-20	107.8	111.0	-
6-May-20	107.8	111.0	-
22-Apr-20	107.8	107.5	-
8-Apr-20	112.9	116.0	-
25-Mar-20	n/a	107.1	-
11-Mar-20	125.5	128.6	-
26-Feb-20	n/a	n/a	-
12-Feb-20	135.9	131.0	-
Jan '20	139.4	142.6	-
Dec '19	141.2	140.4	-
Nov '19	135.9	136.5	-
Oct '19	130.7	133.8	-
Sep '19	123.3	125.9	-
Aug '19	128.5	129.3	-
Jul '19	127.0	128.6	-
Jun '19	128.7	130.3	-
May '19	129.0	129.8	-
Apr '19	126.9	129.3	-
Mar '19	120.3	122.9	-
Feb '19	119.3	121.9	-
Jan '19	117.7	120.5	-
Dec '18	127.1	130.3	-
Nov '18	134.5	137.6	-
Oct '18	134.0	135.5	-
Sep '18	116.6	119.7	-
Aug '18	128.7	131.9	-
Jul '18	n/a	n/a	-
Jun '18	130.8	134.0	-
May '18	122.4	125.6	-
Apr '18	122.4	125.6	-
Mar '18	122.2	125.4	-
Feb '18	122.4	125.6	-

Residential Heating Fuel Prices — Mayo

	Furnace Oil	Arctic Stove Oil	Propane (500-gallon tank cost)
24-Feb-21	128.4	135.8	108.8
10-Feb-21	126.8	132.1	103.5
27-Jan-21	124.4	128.4	103.4
13-Jan-21	119.1	123.9	100.6
30-Dec-20	121.2	125.3	91.5
16-Dec-20	117.6	122.5	91.5
2-Dec-20	116.1	117.7	91.7
18-Nov-20	109.0	114.2	91.1
4-Nov-20	110.6	115.6	89.1
21-Oct-20	116.0	113.1	89.1
7-Oct-20	110.8	113.9	89.1
23-Sep-20	110.8	110.5	89.1
9-Sep-20	110.8	110.5	90.3
26-Aug-20	110.8	110.5	97.5
12-Aug-20	110.8	110.5	97.5
29-Jul-20	110.4	111.0	97.5
15-Jul-20	110.8	110.5	123.4
2-Jul-20	111.0	111.4	131.8
17-Jun-20	111.0	113.5	132.3
3-Jun-20	111.0	107.9	132.9
20-May-20	110.8	113.9	132.9
6-May-20	110.0	115.2	136.9
22-Apr-20	110.8	115.8	135.3
8-Apr-20	115.8	118.9	136.4
25-Mar-20	124.3	121.9	138.5
11-Mar-20	128.8	131.4	140.6
26-Feb-20	n/a	n/a	140.6
12-Feb-20	141.2	140.3	140.6
Jan '20	143.4	148.1	140.8
Dec '19	144.7	147.4	146.5
Nov '19	141.1	144.2	128.3
Oct '19	136.7	139.8	127.0
Sep '19	127.5	131.3	123.2
Aug '19	134.8	136.2	124.2
Jul '19	133.8	135.3	124.2
Jun '19	137.4	139.2	124.2
May '19	135.4	137.0	124.2
Apr '19	136.9	139.6	124.2
Mar '19	133.9	137.1	124.2
Feb '19	133.6	136.7	119.0
Jan '19	129.1	132.3	119.0
Dec '18	136.2	139.3	115.7
Nov '18	145.2	148.0	117.1
Oct '18	142.2	145.5	115.5
Sep '18	135.5	141.3	113.2
Aug '18	137.3	143.6	110.9
Jul '18	135.5	143.2	109.0
Jun '18	138.4	143.1	109.0
May '18	134.8	138.0	122.1
Apr '18	134.2	137.3	121.6
Mar '18	134.2	137.3	123.5
Feb '18	134.2	137.3	129.2

Residential Heating Fuel Prices — Pelly Crossing

	Furnace Oil	Arctic Stove Oil	Propane (500 gallon tank cost)
24-Feb-21	129.9	132.9	-
10-Feb-21	129.9	132.9	-
27-Jan-21	123.6	124.8	-
13-Jan-21	123.6	125.2	-
30-Dec-20	123.6	125.2	-
16-Dec-20	120.4	123.2	-
2-Dec-20	120.4	123.6	-
18-Nov-20	115.2	116.4	-
4-Nov-20	115.2	116.4	-
21-Oct-20	115.2	110.6	-
7-Oct-20	109.9	113.1	-
23-Sep-20	109.9	108.0	-
9-Sep-20	109.9	108.0	-
26-Aug-20	109.9	108.0	-
12-Aug-20	109.9	108.0	-
29-Jul-20	109.9	108.0	-
15-Jul-20	109.9	108.0	-
2-Jul-20	109.9	108.0	-
17-Jun-20	109.9	113.1	-
3-Jun-20	109.9	102.7	-
20-May-20	109.9	113.1	-
6-May-20	109.9	113.1	-
22-Apr-20	109.9	113.3	-
8-Apr-20	115.0	118.1	-
25-Mar-20	n/a	113.4	-
11-Mar-20	127.6	130.7	-
26-Feb-20	n/a	n/a	-
12-Feb-20	138.0	135.2	-
Jan '20	141.5	146.1	-
Dec '19	143.3	144.6	-
Nov '19	138.0	141.0	-
Oct '19	132.8	135.9	-
Sep '19	125.4	131.5	-
Aug '19	134.6	135.6	-
Jul '19	128.7	134.2	-
Jun '19	130.5	135.5	-
May '19	130.5	138.9	-
Apr '19	129.3	138.0	-
Mar '19	127.7	137.4	-
Feb '19	125.6	134.8	-
Jan '19	119.3	126.4	-
Dec '18	129.8	132.9	-
Nov '18	138.2	142.5	-
Oct '18	138.2	143.6	-
Sep '18	n/a	n/a	-
Aug '18	130.8	134.0	-
Jul '18	n/a	n/a	-
Jun '18	132.9	136.1	-
May '18	124.5	127.7	-
Apr '18	124.5	127.7	-
Mar '18	124.5	127.7	-
Feb '18	124.5	127.7	-

Residential Heating Fuel Prices — Ross River

	Furnace Oil	Arctic Stove Oil	Propane (500-gallon tank cost)
24-Feb-21	129.2	140.9	108.8
10-Feb-21	131.3	137.0	103.5
27-Jan-21	126.0	128.6	103.4
13-Jan-21	123.4	129.3	100.6
30-Dec-20	125.0	128.1	91.5
16-Dec-20	121.8	125.0	91.5
2-Dec-20	121.8	125.0	91.7
18-Nov-20	116.6	119.7	91.1
4-Nov-20	113.9	119.7	89.1
21-Oct-20	116.6	119.7	89.1
7-Oct-20	113.9	114.5	89.1
23-Sep-20	113.4	114.5	89.1
9-Sep-20	113.4	114.5	90.3
26-Aug-20	113.4	114.5	97.5
12-Aug-20	111.3	114.5	97.5
29-Jul-20	118.7	114.5	97.5
15-Jul-20	118.7	n/a	123.8
2-Jul-20	111.3	n/a	131.8
17-Jun-20	111.3	n/a	132.3
3-Jun-20	115.5	n/a	132.9
20-May-20	118.7	n/a	132.9
6-May-20	111.3	n/a	136.9
22-Apr-20	118.7	n/a	135.3
8-Apr-20	121.1	n/a	136.4
25-Mar-20	143.7	n/a	138.5
11-Mar-20	138.4	132.0	140.6
26-Feb-20	151.6	n/a	140.6
12-Feb-20	145.5	142.5	140.6
Jan '20	146.8	146.0	140.8
Dec '19	149.2	147.8	146.5
Nov '19	143.0	142.5	128.3
Oct '19	150.4	137.3	127.0
Sep '19	141.3	129.9	123.2
Aug '19	148.6	129.9	124.2
Jul '19	142.7	131.3	124.2
Jun '19	141.5	134.0	124.2
May '19	146.1	n/a	124.2
Apr '19	139.4	132.4	124.2
Mar '19	135.3	130.5	124.2
Feb '19	133.3	128.1	119.0
Jan '19	122.5	121.8	119.0
Dec '18	142.5	132.3	115.7
Nov '18	148.4	140.7	117.1
Oct '18	144.6	140.7	115.5
Sep '18	151.7	n/a	113.2
Aug '18	140.6	133.4	111.3
Jul '18	149.8	n/a	109.0
Jun '18	141.2	135.5	109.0
May '18	130.1	127.1	122.1
Apr '18	129.1	127.1	121.6
Mar '18	123.9	127.1	123.5
Feb '18	123.9	127.1	129.2

Residential Heating Fuel Prices — Stewart Crossing

	Furnace Oil	Arctic Stove Oil	Propane (500-gallon tank cost)
24-Feb-21	130.2	133.4	-
10-Feb-21	130.2	133.4	-
27-Jan-21	123.9	127.1	-
13-Jan-21	123.9	127.1	-
30-Dec-20	123.9	127.1	-
16-Dec-20	120.8	123.9	-
2-Dec-20	120.8	123.9	-
18-Nov-20	115.5	118.7	-
4-Nov-20	115.5	118.7	-
21-Oct-20	115.5	118.7	-
7-Oct-20	110.3	113.4	-
23-Sep-20	110.3	113.4	-
9-Sep-20	110.3	113.4	-
26-Aug-20	110.3	113.4	-
12-Aug-20	110.3	113.4	-
29-Jul-20	110.3	113.4	-
15-Jul-20	110.3	113.4	-
2-Jul-20	110.3	113.4	-
17-Jun-20	110.3	113.4	-
3-Jun-20	110.3	113.4	-
20-May-20	110.3	113.4	-
6-May-20	110.3	113.4	-
22-Apr-20	110.3	113.4	-
8-Apr-20	115.3	118.4	-
25-Mar-20	n/a	n/a	-
11-Mar-20	127.9	131.0	-
26-Feb-20	n/a	n/a	-
12-Feb-20	138.3	141.5	-
Jan '20	141.8	145.0	-
Dec '19	143.6	146.7	-
Nov '19	138.3	141.5	-
Oct '19	131.1	136.2	-
Sep '19	125.7	128.9	-
Aug '19	125.7	128.9	-
Jul '19	127.2	130.4	-
Jun '19	130.3	133.5	-
May '19	130.3	133.5	-
Apr '19	128.8	131.9	-
Mar '19	127.2	130.3	-
Feb '19	125.1	128.2	-
Jan '19	118.8	121.9	-
Dec '18	129.3	132.4	-
Nov '18	137.7	140.9	-
Oct '18	137.7	140.9	-
Sep '18	n/a	n/a	-
Aug '18	128.0	131.4	-
Jul '18	n/a	n/a	-
Jun '18	132.9	136.1	-
May '18	124.5	127.7	-
Apr '18	124.5	127.7	-
Mar '18	124.3	125.9	-
Feb '18	124.5	127.7	-

Residential Heating Fuel Prices — Tagish & Teslin

	Tagish		
	Furnace Oil	Arctic Stove Oil	Propane (500-gallon tank cost)
24-Feb-21	127.8	133.0	-
10-Feb-21	127.8	129.0	-
27-Jan-21	121.5	121.1	-
13-Jan-21	121.5	121.3	-
30-Dec-20	121.5	121.3	-
16-Dec-20	118.3	119.6	-
2-Dec-20	118.3	121.5	-
18-Nov-20	113.1	112.7	-
4-Nov-20	113.1	112.7	-
21-Oct-20	113.1	106.4	-
7-Oct-20	107.8	111.0	-
23-Sep-20	107.8	103.8	-
9-Sep-20	107.8	103.8	-
26-Aug-20	107.8	103.8	-
12-Aug-20	107.8	103.8	-
29-Jul-20	107.8	103.8	-
15-Jul-20	107.8	103.8	-
2-Jul-20	107.8	103.8	-
17-Jun-20	107.8	111.0	-
3-Jun-20	107.8	98.5	-
20-May-20	107.8	111.0	-
6-May-20	107.8	111.0	-
22-Apr-20	107.8	109.3	-
8-Apr-20	112.9	116.0	-
25-Mar-20	n/a	107.1	-
11-Mar-20	125.5	128.6	-
26-Feb-20	n/a	n/a	-
12-Feb-20	135.9	131.0	-
Jan '20	139.4	142.6	-
Dec '19	141.2	140.4	-
Nov '19	135.9	136.5	-
Oct '19	130.7	133.8	-
Sep '19	123.3	125.9	-
Aug '19	128.5	129.3	-
Jul '19	127.0	128.6	-
Jun '19	128.7	130.3	-
May '19	129.0	129.8	-
Apr '19	126.9	129.3	-
Mar '19	120.3	122.9	-
Feb '19	119.3	121.9	-
Jan '19	117.7	120.5	-
Dec '18	127.1	130.3	-
Nov '18	134.5	135.9	-
Oct '18	134.0	133.4	-
Sep '18	116.6	131.3	-
Aug '18	128.9	132.5	-
Jul '18	n/a	134.1	-
Jun '18	130.3	135.2	-
May '18	121.9	130.1	-
Apr '18	121.9	126.1	-
Mar '18	121.9	125.3	-
Feb '18	121.9	125.1	-

	Teslin		
	Furnace Oil	Arctic Stove Oil	Propane (500-gallon tank cost)
24-Feb-21	128.6	135.1	108.8
10-Feb-21	128.6	131.1	103.5
27-Jan-21	122.3	123.1	103.4
13-Jan-21	122.3	123.4	100.6
30-Dec-20	122.3	123.4	91.5
16-Dec-20	119.2	121.6	91.5
2-Dec-20	119.2	122.3	91.7
18-Nov-20	113.9	114.7	91.1
4-Nov-20	113.9	114.7	89.1
21-Oct-20	113.9	108.4	89.1
7-Oct-20	108.7	111.8	89.1
23-Sep-20	108.7	105.8	89.1
9-Sep-20	108.7	105.8	90.3
26-Aug-20	108.7	105.8	97.5
12-Aug-20	108.7	105.8	97.5
29-Jul-20	108.7	105.8	97.5
15-Jul-20	108.7	105.8	123.4
2-Jul-20	108.7	105.8	131.8
17-Jun-20	108.7	111.8	132.3
3-Jun-20	108.7	100.5	132.9
20-May-20	108.7	111.8	132.9
6-May-20	108.7	111.8	136.9
22-Apr-20	108.7	111.3	135.3
8-Apr-20	113.7	116.8	136.4
25-Mar-20	n/a	110.3	138.5
11-Mar-20	126.3	129.4	140.6
26-Feb-20	n/a	n/a	140.6
12-Feb-20	136.8	133.0	140.6
Jan '20	140.3	144.2	140.8
Dec '19	142.0	142.4	146.5
Nov '19	136.8	138.5	128.3
Oct '19	131.5	134.7	127.0
Sep '19	124.2	128.3	123.2
Aug '19	130.3	131.1	124.2
Jul '19	128.0	129.6	124.2
Jun '19	129.6	131.1	124.2
May '19	129.9	130.7	124.2
Apr '19	127.7	130.0	124.2
Mar '19	121.7	119.7	124.2
Feb '19	120.7	119.7	119.0
Jan '19	119.1	123.2	119.0
Dec '18	128.9	131.8	115.7
Nov '18	135.9	138.6	117.1
Oct '18	135.4	134.4	115.5
Sep '18	118.7	121.8	113.2
Aug '18	128.9	132.1	111.3
Jul '18	n/a	n/a	109.0
Jun '18	131.0	134.2	109.0
May '18	122.6	125.8	122.1
Apr '18	122.6	125.8	121.6
Mar '18	122.6	125.8	123.5
Feb '18	122.6	125.8	129.2

Residential Heating Fuel Prices — Watson Lake

	Furnace Oil	Arctic Stove Oil	Propane (500-gallon tank cost)
24-Feb-21	131.8	141.2	108.8
10-Feb-21	131.8	137.2	103.5
27-Jan-21	125.5	128.9	103.4
13-Jan-21	125.5	129.5	100.6
30-Dec-20	125.5	129.5	91.5
16-Dec-20	122.3	127.3	91.5
2-Dec-20	122.3	125.5	91.7
18-Nov-20	117.1	120.5	91.1
4-Nov-20	117.1	120.5	89.1
21-Oct-20	117.1	113.7	89.1
7-Oct-20	111.8	115.0	89.1
23-Sep-20	111.8	111.0	89.1
9-Sep-20	111.8	111.0	90.3
26-Aug-20	111.8	111.0	97.5
12-Aug-20	111.8	111.0	97.5
29-Jul-20	111.8	111.0	97.5
15-Jul-20	111.8	111.0	123.4
2-Jul-20	111.8	111.0	131.8
17-Jun-20	111.8	115.0	132.3
3-Jun-20	111.8	105.8	132.9
20-May-20	111.8	115.0	132.9
6-May-20	111.8	115.0	136.9
22-Apr-20	111.8	116.3	135.3
8-Apr-20	116.9	120.0	136.4
25-Mar-20	n/a	117.6	138.5
11-Mar-20	129.5	132.6	140.6
26-Feb-20	n/a	n/a	140.6
12-Feb-20	139.9	138.2	140.6

	Furnace Oil	Arctic Stove Oil	Propane (500-gallon tank cost)
Jan '20	143.4	148.7	140.8
Dec '19	145.2	147.7	146.5
Nov '19	139.9	143.7	128.3
Oct '19	134.7	137.8	127.0
Sep '19	127.3	130.5	123.2
Aug '19	127.3	130.5	124.2
Jul '19	127.6	130.8	124.2
Jun '19	128.1	131.3	124.2
May '19	128.1	131.3	124.2
Apr '19	126.6	129.7	124.2
Mar '19	125.0	128.1	124.2
Feb '19	122.9	126.0	119.0
Jan '19	116.6	119.7	119.0
Dec '18	127.1	130.2	115.7
Nov '18	135.5	138.6	117.1
Oct '18	135.5	138.6	115.5
Sep '18	n/a	n/a	113.2
Aug '18	128.1	131.3	111.3
Jul '18	n/a	n/a	109.0
Jun '18	130.2	133.4	109.0
May '18	121.8	125.0	122.1
Apr '18	121.8	125.0	121.6
Mar '18	121.8	125.0	123.5
Feb '18	121.8	125.0	129.2

Next release: March 26, 2021