



Yukon Fuel Price Survey January 2020

Retail Motor Fuel Prices in Yukon

Average Prices as of January 29, 2020

	Self-serve			% Change Jan 30, 2019 to Jan 29, 2020		
	regular	premium	diesel	regular	premium	diesel
Whitehorse	142.1	151.7	144.9	14.1%	13.4%	5.2%
Beaver Creek	158.9	169.9	174.9	6.0%	6.3%	9.4%
Burwash Landing	142.9	152.9	142.9	13.4%	12.4%	2.9%
Carcross	152.9	-	157.9	13.3%	-	5.3%
Carmacks	152.9	162.9	167.9	17.7%	16.4%	15.9%
Dawson City	149.8	156.8	168.5	11.3%	7.3%	14.6%
Destruction Bay	142.9	158.9	155.9	10.9%	12.0%	8.3%
Eagle Plains	170.0	-	161.0	3.0%	-	3.9%
Faro	154.9	-	157.9	18.3%	-	8.2%
Haines Junction	145.9	155.9	150.9	13.2%	13.9%	7.9%
Jake's Corner	142.9	153.9	151.9	11.7%	11.6%	6.2%
Mayo	n/a	-	n/a	n/a	-	n/a
Pelly Crossing	n/a	n/a	n/a	n/a	n/a	n/a
Ross River	152.9	-	156.9	n/a	-	n/a
Stewart Crossing	152.9	158.9	155.9	13.3%	12.8%	6.9%
Teslin	146.9	156.9	152.4	11.4%	n/a	5.9%
Watson Lake	139.9	149.9	148.4	13.8%	11.1%	8.6%

As of January 29, 2020, average **regular self-serve** gasoline prices ranged from 139.9¢ per litre in Watson Lake to 170.0¢ per litre in Eagle Plains; a difference of 30.1¢. In communities offering **premium self-serve** gasoline, prices ranged from 149.9 in Watson Lake to 169.9¢ in Beaver Creek; a difference of 20.0¢. **Diesel self-serve** prices ranged from 142.9 in Burwash Landing to 174.9¢ in Beaver Creek; a difference of 32.0¢ per litre.

Comparing January 29, 2020 to January 30, 2019, **regular self-serve** gasoline prices increased in all Yukon communities. **Diesel self-serve** prices also increased in all Yukon communities.

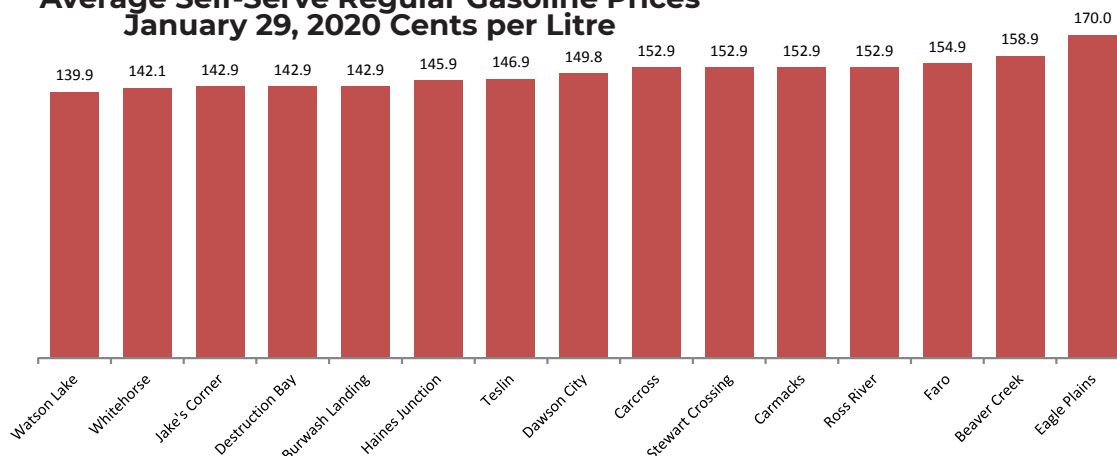
	Full-serve				% Change Jan 30, 2019 to Jan 29, 2020			
	regular	premium	diesel	propane	regular	premium	diesel	propane
Whitehorse	142.6	153.2	145.2	106.6	14.2%	13.6%	3.7%	9.4%
Dawson City	-	-	-	n/a	-	-	-	n/a
Destruction Bay	-	-	-	136.9	-	-	-	0.0%
Eagle Plains	-	-	-	144.0	-	-	-	2.9%
Haines Junction	-	-	-	-	-	-	-	n/a
Teslin	-	-	-	110.0	-	-	-	0.0%
Watson Lake	-	-	-	112.9	-	-	-	1.8%

In communities offering **full-serve propane** fuel services, prices ranged from 106.6¢ per litre in Whitehorse to 144.0¢ per litre in Eagle Plains; a difference of 37.4¢. Year-over-year, prices of full-serve propane increased in Whitehorse, Eagle Plains and Watson Lake; remained the same in Destruction Bay and Teslin, and were unavailable for Dawson City and Haines Junction.

Notes:

All prices are Canadian cents per litre, including all applicable taxes.
 "n/a" indicates this information was not available for the reporting period.
 "-" Indicates this service was not available in this community at this time.

Average Self-Serve Regular Gasoline Prices January 29, 2020 Cents per Litre



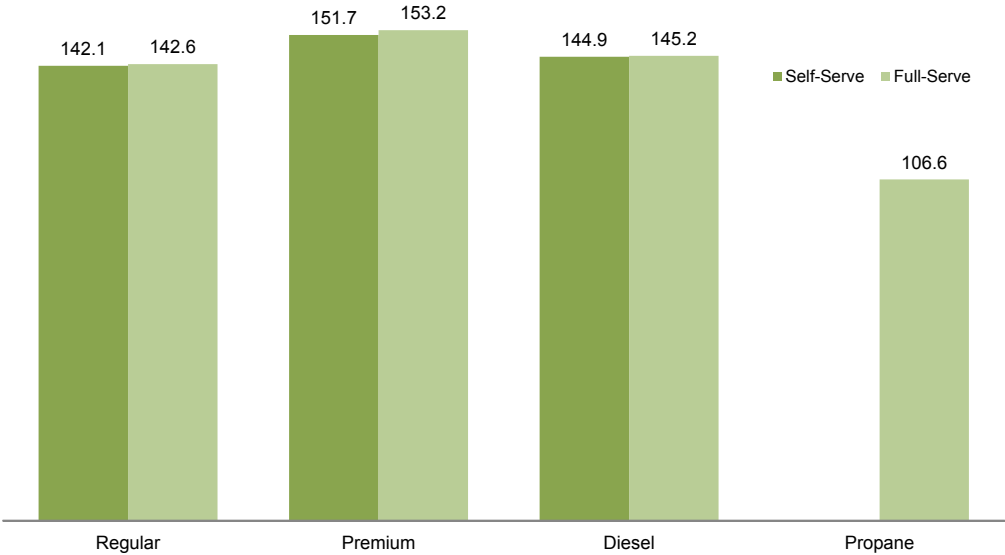
The prices for Mayo and Pelly Crossing were unavailable.

Retail Motor Fuel Prices — Whitehorse

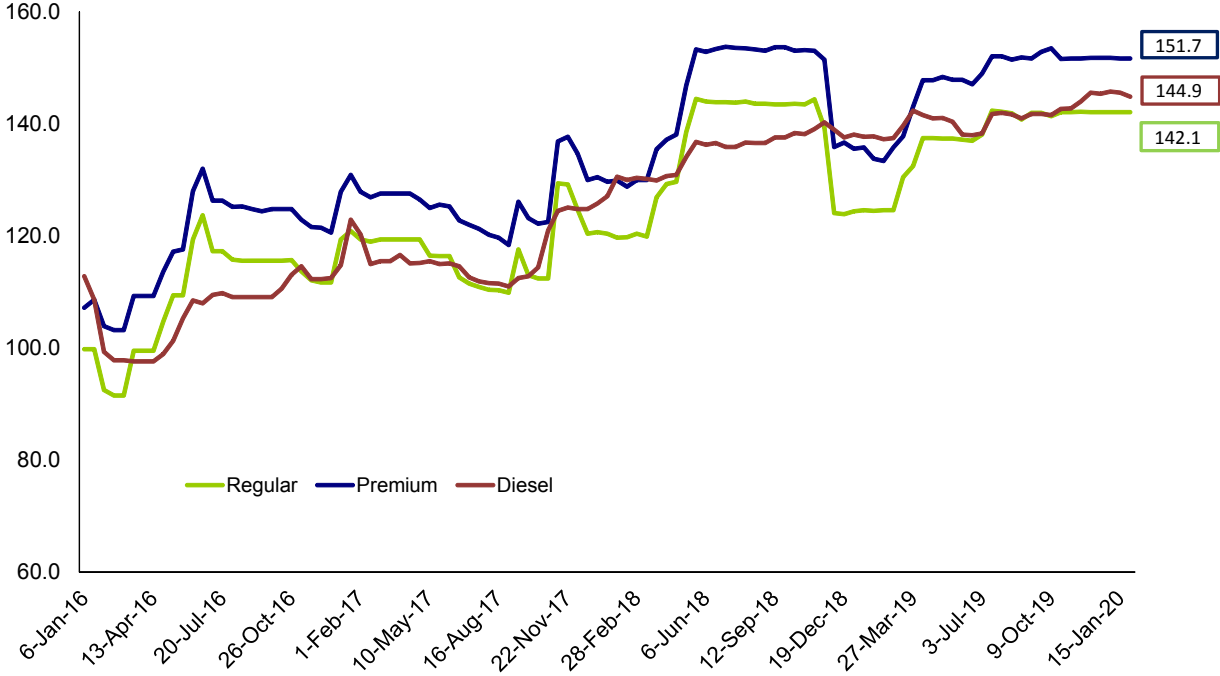
	Self-serve			Full-serve			
	regular	premium	diesel	regular	premium	diesel	propane
29-Jan-20	142.1	151.7	144.9	142.6	153.2	145.2	106.6
15-Jan-20	142.1	151.7	145.6	142.6	153.2	145.2	106.9
2-Jan-20	142.1	151.8	145.8	142.6	153.2	146.6	106.9
18-Dec-19	142.1	151.8	145.4	142.9	153.6	146.9	106.2
4-Dec-19	142.1	151.8	145.6	142.9	153.6	146.9	106.2
20-Nov-19	142.2	151.7	144.0	142.9	153.4	144.9	105.9
6-Nov-19	142.1	151.7	142.8	142.9	153.4	142.2	103.9
23-Oct-19	142.1	151.6	142.7	142.9	153.4	142.2	102.9
9-Oct-19	141.4	153.5	141.6	142.9	153.6	142.2	102.9
25-Sep-19	142.0	152.9	141.8	142.9	153.9	143.9	101.2
11-Sep-19	142.0	151.7	141.8	142.9	153.4	142.2	100.4
28-Aug-19	140.8	151.9	141.0	142.9	153.9	142.9	100.9
14-Aug-19	141.9	151.5	141.7	142.9	153.9	142.9	101.1
31-Jul-19	142.2	152.1	142.0	142.9	153.4	142.2	101.1
17-Jul-19	142.4	152.1	141.8	142.9	153.4	140.6	101.1
3-Jul-19	138.1	149.0	138.3	139.6	151.8	138.9	101.1
19-Jun-19	137.0	147.1	138.0	136.6	148.8	138.2	100.3
5-Jun-19	137.2	147.9	138.1	137.9	150.1	139.6	101.0
21-May-19	137.4	147.9	140.4	137.9	150.1	140.9	101.0
8-May-19	137.4	148.4	141.1	137.9	150.1	140.9	101.9
24-Apr-19	137.5	147.8	141.0	137.9	149.9	140.9	100.9
10-Apr-19	137.5	147.8	141.6	137.9	149.9	141.9	100.9
27-Mar-19	132.5	143.1	142.4	132.9	146.8	141.9	101.2
13-Mar-19	130.5	137.8	139.7	132.9	140.4	142.9	98.9
27-Feb-19	124.6	135.8	137.5	124.9	138.9	138.7	101.2
13-Feb-19	124.6	133.4	137.3	124.9	133.6	138.2	97.4
30-Jan-19	124.5	133.8	137.8	124.9	134.9	140.0	97.4
16-Jan-19	124.6	135.8	137.7	124.9	138.9	138.4	101.2
2-Jan-19	124.4	135.6	138.1	124.9	138.4	138.4	101.2
Dec '18	124.0	136.3	138.3	124.3	139.6	138.1	102.4
Nov '18	141.9	152.3	139.7	142.4	152.1	138.8	102.4
Oct '18	143.6	153.2	138.3	143.9	152.9	136.9	101.1
Sep '18	143.5	153.7	137.6	144.9	152.9	137.9	100.4
Aug '18	143.7	153.3	136.6	144.9	152.9	137.9	100.2
Jul '18	143.9	153.7	135.9	144.9	152.4	136.6	99.7
Jun '18	144.0	153.2	136.5	144.9	153.9	137.1	102.6
May '18	141.6	150.1	135.5	142.4	150.3	135.6	100.7
Apr '18	129.5	137.7	130.8	129.9	137.9	130.9	100.4
Mar '18	123.4	132.8	130.1	123.9	133.4	130.9	101.8
Feb '18	120.1	129.4	130.2	120.9	129.9	131.4	102.2
Jan '18	120.3	130.0	127.8	120.6	131.7	127.9	103.6
Dec '17	122.6	132.4	124.8	124.1	133.6	126.2	102.3
Nov '17	129.3	137.3	124.8	129.8	137.8	122.9	101.6
Oct '17	112.4	122.4	117.7	112.9	124.2	116.2	100.2
Sep '17	115.3	124.7	112.7	116.4	126.4	114.0	98.5
Aug '17	110.2	119.4	111.4	109.8	120.8	112.1	97.0
Jul '17	111.2	121.7	112.3	111.3	123.7	113.1	97.9
Jun '17	114.5	124.1	114.9	115.1	125.1	115.1	98.2
May '17	116.5	125.3	115.3	116.9	126.2	114.9	93.6
Apr '17	118.6	127.1	115.2	118.9	126.4	114.9	92.9
Mar '17	119.4	127.6	115.9	119.9	127.2	115.6	96.7
Feb '17	119.2	127.4	117.7	119.3	126.6	122.2	93.9
Jan '17	119.4	127.9	115.1	119.9	127.2	114.8	91.4

Retail Motor Fuel Prices — Whitehorse

Average Fuel Prices, as of January 29, 2020
(cents per litre)



Average Self-Serve Bi-weekly Fuel Prices,
January 2016 - January 2020
(cents per litre)



Retail Motor Fuel Prices - Beaver Creek & Burwash Landing

	Beaver Creek Self-serve		
	regular	premium	diesel
29-Jan-20	158.9	169.9	174.9
15-Jan-20	158.9	169.9	174.9
2-Jan-20	158.9	169.9	174.9
18-Dec-19	158.9	169.9	174.9
4-Dec-19	158.9	169.9	174.9
20-Nov-19	157.9	169.9	165.9
6-Nov-19	157.9	169.9	165.9
23-Oct-19	157.2	169.9	162.6
9-Oct-19	157.0	169.0	165.0
25-Sep-19	156.9	160.0	160.6
11-Sep-19	157.2	169.9	160.9
28-Aug-19	157.2	169.9	160.9
14-Aug-19	157.2	169.9	160.9
31-Jul-19	157.2	169.9	160.9
17-Jul-19	157.2	169.9	160.9
3-Jul-19	157.2	169.9	160.9
19-Jun-19	157.2	162.9	158.6
5-Jun-19	157.2	169.9	160.9
21-May-19	158.9	169.9	169.9
8-May-19	158.9	169.9	169.9
24-Apr-19	155.9	169.9	169.9
10-Apr-19	153.9	169.9	169.9
27-Mar-19	149.9	169.9	169.9
13-Mar-19	149.9	169.9	169.9
27-Feb-19	144.9	169.9	169.9
13-Feb-19	149.9	169.9	169.9
30-Jan-19	149.9	159.9	159.9
16-Jan-19	149.9	169.9	169.9
2-Jan-19	149.9	169.9	169.9
Dec '18	154.9	169.9	169.9
Nov '18	159.9	169.9	164.9
Oct '18	158.8	169.9	157.8
Sep '18	158.0	169.9	157.0
Aug '18	157.6	169.9	150.9
Jul '18	157.6	169.9	148.6
Jun '18	158.9	169.9	148.6
May '18	151.1	159.9	147.6
Apr '18	144.9	159.9	159.9
Mar '18	144.9	159.9	159.9
Feb '18	144.9	159.9	159.9
Jan '18	144.9	159.9	159.9
Dec '17	141.2	159.9	153.7
Nov '17	137.4	159.9	144.9
Oct '17	137.2	159.9	142.3
Sep '17	136.9	159.9	139.6
Aug '17	138.8	159.9	139.5
Jul '17	133.6	159.9	137.9
Jun '17	133.5	159.9	137.5
May '17	130.5	159.9	137.6
Apr '17	138.3	159.9	143.3
Mar '17	144.6	159.6	154.6
Feb '17	144.9	159.9	152.4
Jan '17	144.9	155.4	149.9

	Burwash Landing Self-serve		
	regular	premium	diesel
29-Jan-20	142.9	152.9	142.9
15-Jan-20	142.9	152.9	142.9
2-Jan-20	n/a	n/a	n/a
18-Dec-19	n/a	n/a	n/a
4-Dec-19	142.9	152.9	142.9
20-Nov-19	n/a	n/a	n/a
6-Nov-19	142.9	152.9	142.9
23-Oct-19	142.9	152.9	142.9
9-Oct-19	142.9	152.9	142.9
25-Sep-19	142.9	152.9	142.9
11-Sep-19	142.9	152.9	142.9
28-Aug-19	142.9	152.9	142.9
14-Aug-19	142.9	152.9	142.9
31-Jul-19	n/a	n/a	n/a
17-Jul-19	142.9	152.9	142.9
3-Jul-19	137.9	147.9	139.9
19-Jun-19	132.9	142.9	139.9
5-Jun-19	132.9	142.9	139.9
21-May-19	132.9	142.9	139.9
8-May-19	n/a	n/a	n/a
24-Apr-19	n/a	n/a	n/a
10-Apr-19	n/a	n/a	n/a
27-Mar-19	126.0	136.0	138.9
13-Mar-19	n/a	n/a	n/a
27-Feb-19	n/a	n/a	n/a
13-Feb-19	126.0	136.0	138.9
30-Jan-19	126.0	136.0	138.9
16-Jan-19	140.9	152.9	138.9
2-Jan-19	n/a	n/a	n/a
Dec '18	140.9	152.9	138.9
Nov '18	147.9	157.9	138.4
Oct '18	147.9	157.9	138.9
Sep '18	n/a	n/a	n/a
Aug '18	145.9	155.9	138.2
Jul '18	144.9	154.9	137.9
Jun '18	144.9	154.9	137.9
May '18	137.4	147.4	131.9
Apr '18	129.9	139.9	135.9
Mar '18	127.9	137.9	131.9
Feb '18	129.9	139.9	127.9
Jan '18	129.9	139.9	127.9
Dec '17	129.9	139.9	127.9
Nov '17	129.9	139.9	127.9
Oct '17	120.9	130.9	118.9
Sep '17	120.9	130.9	118.9
Aug '17	120.9	130.9	118.9
Jul '17	120.9	130.9	118.9
Jun '17	120.9	130.9	118.9
May '17	120.9	130.9	118.9
Apr '17	125.9	135.9	118.9
Mar '17	125.9	135.9	118.9
Feb '17	125.9	135.9	118.9
Jan '17	122.9	132.9	117.4

Retail Motor Fuel Prices — Carcross & Carmacks

	Carcross Self-serve				Carmacks Self-serve		
	regular	premium	diesel		regular	premium	diesel
29-Jan-20	152.9	-	157.9	29-Jan-20	152.9	162.9	167.9
15-Jan-20	152.9	-	157.9	15-Jan-20	152.9	162.9	167.9
2-Jan-20	152.9	-	157.9	2-Jan-20	152.9	162.9	161.9
18-Dec-19	152.9	-	157.9	18-Dec-19	152.9	162.9	155.9
4-Dec-19	152.9	-	157.9	4-Dec-19	152.9	162.9	155.9
20-Nov-19	152.9	-	157.9	20-Nov-19	152.9	162.9	155.9
6-Nov-19	152.9	-	157.9	6-Nov-19	152.9	162.9	155.9
23-Oct-19	149.9	-	154.9	23-Oct-19	152.9	162.9	155.9
9-Oct-19	149.9	-	154.9	9-Oct-19	152.9	162.9	155.9
25-Sep-19	149.9	-	154.9	25-Sep-19	152.9	162.9	155.9
11-Sep-19	149.9	-	154.9	11-Sep-19	152.9	162.9	155.9
28-Aug-19	149.9	-	154.9	28-Aug-19	152.9	162.9	155.9
14-Aug-19	149.9	-	154.9	14-Aug-19	152.9	162.9	155.9
31-Jul-19	149.9	-	154.9	31-Jul-19	152.9	162.9	155.9
17-Jul-19	149.9	-	154.9	17-Jul-19	152.9	162.9	155.9
3-Jul-19	149.9	-	154.9	3-Jul-19	152.9	162.9	155.9
19-Jun-19	147.9	-	154.9	19-Jun-19	152.9	160.4	154.9
5-Jun-19	147.9	-	154.9	5-Jun-19	152.9	160.4	154.9
21-May-19	147.9	-	154.9	21-May-19	152.9	160.4	154.9
8-May-19	147.9	-	154.9	8-May-19	152.9	160.4	154.9
24-Apr-19	147.9	-	154.9	24-Apr-19	150.4	160.4	146.9
10-Apr-19	147.9	-	154.9	10-Apr-19	143.9	153.9	156.9
27-Mar-19	144.9	-	149.9	27-Mar-19	139.9	149.9	153.9
13-Mar-19	134.9	-	149.9	13-Mar-19	129.9	139.9	139.9
27-Feb-19	134.9	-	149.9	27-Feb-19	129.9	139.9	139.9
13-Feb-19	134.9	-	149.9	13-Feb-19	129.9	139.9	144.9
30-Jan-19	134.9	-	149.9	30-Jan-19	129.9	139.9	144.9
16-Jan-19	134.9	-	149.9	16-Jan-19	129.9	139.9	144.9
2-Jan-19	134.9	-	149.9	2-Jan-19	129.9	139.9	143.9
Dec '18	134.9	-	149.9	Dec '18	133.4	146.7	152.2
Nov '18	152.4	-	154.9	Nov '18	149.9	162.4	155.9
Oct '18	154.9	-	154.9	Oct '18	154.9	164.9	152.4
Sep '18	154.9	-	154.9	Sep '18	154.9	163.7	153.4
Aug '18	154.9	-	154.9	Aug '18	158.2	166.6	151.4
Jul '18	154.9	-	154.9	Jul '18	157.4	162.4	149.7
Jun '18	154.9	-	152.4	Jun '18	153.7	157.4	147.9
May '18	149.9	-	149.9	May '18	149.9	154.4	146.4
Apr '18	138.9	-	144.9	Apr '18	139.9	152.2	141.4
Mar '18	132.9	-	141.9	Mar '18	130.9	145.4	140.4
Feb '18	131.4	-	142.4	Feb '18	130.9	145.4	140.4
Jan '18	129.9	-	137.3	Jan '18	133.9	146.9	139.7
Dec '17	137.5	-	143.5	Dec '17	139.9	149.9	137.9
Nov '17	136.5	-	136.5	Nov '17	132.4	142.4	134.4
Oct '17	124.0	-	125.0	Oct '17	124.9	137.2	129.9
Sep '17	126.5	-	127.5	Sep '17	129.9	138.2	128.9
Aug '17	122.0	-	122.0	Aug '17	119.9	130.9	124.1
Jul '17	124.4	-	124.4	Jul '17	119.9	128.7	121.2
Jun '17	128.4	-	126.9	Jun '17	124.9	134.9	127.4
May '17	129.9	-	129.9	May '17	124.9	132.4	127.4
Apr '17	129.9	-	129.9	Apr '17	124.9	135.9	127.4
Mar '17	129.9	-	129.9	Mar '17	124.9	135.9	127.4
Feb '17	129.9	-	129.9	Feb '17	124.9	135.9	127.4
Jan '17	129.9	-	129.9	Jan '17	124.9	134.4	127.4

Retail Motor Fuel Prices — Dawson City & Destruction Bay

	Dawson City Self-serve			Full-serve propane
	regular	premium	diesel	
29-Jan-20	149.8	156.8	168.5	n/a
15-Jan-20	152.8	159.8	170.5	n/a
2-Jan-20	149.5	158.6	155.8	n/a

18-Dec-19	152.6	164.3	157.8	135.0
4-Dec-19	152.8	164.7	158.9	135.0
20-Nov-19	157.2	164.7	165.2	135.0
6-Nov-19	152.8	164.7	155.8	135.0
23-Oct-19	157.9	163.9	157.9	135.0
9-Oct-19	150.1	164.9	149.4	135.0
25-Sep-19	158.9	164.9	155.8	135.0
11-Sep-19	158.9	164.9	155.8	135.0
28-Aug-19	149.4	164.9	148.9	135.0
14-Aug-19	160.9	168.4	155.2	135.0
31-Jul-19	153.9	168.4	151.0	135.0
17-Jul-19	159.9	167.4	160.2	135.0
3-Jul-19	151.0	166.1	150.8	135.0
19-Jun-19	158.3	164.8	158.4	135.0
5-Jun-19	152.7	169.4	154.1	135.0
21-May-19	161.4	168.4	164.4	135.0
8-May-19	153.4	168.4	157.4	135.0
24-Apr-19	151.2	169.9	154.9	n/a
10-Apr-19	150.2	166.8	156.9	n/a
27-Mar-19	144.8	160.5	156.6	n/a
13-Mar-19	137.9	155.9	151.9	n/a
27-Feb-19	137.2	153.9	149.9	n/a
13-Feb-19	139.4	152.9	150.5	n/a
30-Jan-19	134.6	146.1	147.0	n/a
16-Jan-19	134.1	144.4	145.2	n/a
2-Jan-19	139.6	164.9	152.2	n/a

Dec '18	139.0	169.5	151.0	n/a
Nov '18	155.4	173.0	154.2	135.0
Oct '18	154.6	172.0	151.8	135.0
Sep '18	154.6	172.0	151.2	135.0
Aug '18	154.6	171.4	150.6	135.0
Jul '18	154.6	172.0	150.5	135.0
Jun '18	154.6	172.0	150.3	135.0
May '18	153.3	163.4	149.7	135.0
Apr '18	142.6	152.7	142.2	135.0
Mar '18	130.7	149.5	138.8	n/a
Feb '18	133.6	148.2	139.9	135.0
Jan '18	130.9	146.5	134.8	135.0

Dec '17	134.0	151.1	135.0	135.0
Nov '17	140.9	148.7	145.8	135.0
Oct '17	134.7	143.2	136.3	135.0
Sep '17	136.2	144.7	135.9	135.0
Aug '17	129.7	136.5	131.7	135.0
Jul '17	131.0	138.2	134.2	135.0
Jun '17	134.2	140.2	134.9	135.0
May '17	135.7	141.7	137.8	135.0
Apr '17	135.7	141.7	137.8	135.0
Mar '17	135.7	141.7	137.8	135.3
Feb '17	136.1	142.6	140.8	135.0
Jan '17	132.5	139.5	142.8	n/a

	Destruction Bay Self-serve			Full-serve propane
	regular	premium	diesel	
29-Jan-20	142.9	158.9	155.9	136.9
15-Jan-20	142.9	158.9	157.9	136.9
2-Jan-20	n/a	n/a	n/a	n/a

18-Dec-19	143.9	159.9	162.9	136.9
4-Dec-19	n/a	n/a	n/a	n/a
20-Nov-19	141.9	157.9	156.9	136.9
6-Nov-19	n/a	n/a	n/a	n/a
23-Oct-19	n/a	n/a	n/a	n/a
9-Oct-19	141.9	157.9	152.9	136.9
25-Sep-19	144.9	158.9	147.9	136.9
11-Sep-19	139.9	153.9	139.9	136.9
28-Aug-19	138.9	152.9	140.9	138.9
14-Aug-19	142.9	156.9	142.9	136.9
31-Jul-19	144.9	158.9	144.9	136.9
17-Jul-19	148.9	162.9	142.9	136.9
3-Jul-19	143.9	156.9	140.9	136.9
19-Jun-19	n/a	n/a	n/a	n/a
5-Jun-19	149.9	162.9	147.9	136.9
21-May-19	150.9	163.9	149.9	136.9
8-May-19	n/a	n/a	n/a	n/a
24-Apr-19	n/a	n/a	n/a	n/a
10-Apr-19	n/a	n/a	n/a	n/a
27-Mar-19	n/a	n/a	n/a	n/a
13-Mar-19	140.9	153.9	149.9	136.9
27-Feb-19	n/a	n/a	n/a	n/a
13-Feb-19	130.9	143.9	144.9	136.9
30-Jan-19	128.9	141.9	143.9	136.9
16-Jan-19	128.9	141.9	144.9	136.9
2-Jan-19	142.9	155.9	156.9	136.9

Dec '18	142.9	155.9	156.9	138.5
Nov '18	145.9	158.9	154.4	140.0
Oct '18	153.4	166.4	157.4	138.5
Sep '18	155.9	168.9	150.9	136.9
Aug '18	153.2	166.2	148.9	136.9
Jul '18	154.4	167.4	149.9	136.9
Jun '18	155.4	163.4	153.9	136.9
May '18	154.4	166.9	149.9	140.0
Apr '18	150.4	160.4	145.4	135.0
Mar '18	139.4	152.4	144.9	126.9
Feb '18	135.9	148.9	146.9	126.9
Jan '18	135.2	148.6	147.9	126.9

Dec '17	132.9	145.9	144.4	126.9
Nov '17	137.4	150.4	143.4	126.9
Oct '17	129.9	142.9	137.9	126.9
Sep '17	128.9	141.9	127.9	126.9
Aug '17	128.4	140.9	124.4	126.9
Jul '17	123.4	134.9	119.9	126.9
Jun '17	120.9	132.9	122.9	126.9
May '17	127.9	137.9	125.9	128.5
Apr '17	132.9	142.9	128.9	126.9
Mar '17	126.9	136.9	129.9	126.9
Feb '17	128.9	138.9	128.9	128.5
Jan '17	131.4	141.4	127.9	126.9

Retail Motor Fuel Prices — Eagle Plains & Faro

	Eagle Plains Self-Serve			Full-serve propane		Faro Self-Serve		
	regular	premium	diesel			regular	premium	diesel
29-Jan-20	170.0	-	161.0	144.0	29-Jan-20	154.9	-	157.9
15-Jan-20	170.0	-	161.0	140.0	15-Jan-20	154.9	-	157.9
2-Jan-20	170.0	-	161.0	144.0	2-Jan-20	n/a	-	n/a
18-Dec-19	170.0	-	161.0	144.0	18-Dec-19	154.9	-	157.9
4-Dec-19	170.0	-	161.0	140.0	4-Dec-19	154.3	-	157.3
20-Nov-19	170.0	-	161.0	140.0	20-Nov-19	154.3	-	157.3
6-Nov-19	170.0	-	166.0	144.0	6-Nov-19	154.3	-	157.3
23-Oct-19	170.0	-	161.0	144.0	23-Oct-19	154.3	-	157.3
9-Oct-19	170.0	-	161.0	144.0	9-Oct-19	154.3	-	157.3
25-Sep-19	170.0	-	161.0	144.0	25-Sep-19	154.3	-	157.3
11-Sep-19	170.0	-	161.0	144.0	11-Sep-19	154.3	-	157.3
28-Aug-19	170.0	-	166.0	144.0	28-Aug-19	154.3	-	157.3
14-Aug-19	170.0	-	161.0	144.0	14-Aug-19	n/a	-	n/a
31-Jul-19	170.0	-	161.0	144.0	31-Jul-19	n/a	-	n/a
17-Jul-19	170.0	-	161.0	144.0	17-Jul-19	154.3	-	157.3
3-Jul-19	170.0	-	166.0	144.0	3-Jul-19	154.3	-	157.3
19-Jun-19	165.0	-	160.0	140.0	19-Jun-19	149.9	-	151.9
5-Jun-19	165.0	-	160.0	140.0	5-Jun-19	149.9	-	151.9
21-May-19	165.0	-	160.0	140.0	21-May-19	153.9	-	155.9
8-May-19	165.0	-	160.0	140.0	8-May-19	153.9	-	155.9
24-Apr-19	165.0	-	160.0	140.0	24-Apr-19	148.9	-	152.9
10-Apr-19	165.0	-	155.0	140.0	10-Apr-19	144.9	-	148.9
27-Mar-19	165.0	-	155.0	140.0	27-Mar-19	140.9	-	148.9
13-Mar-19	165.0	-	155.0	140.0	13-Mar-19	130.9	-	145.9
27-Feb-19	165.0	-	155.0	140.0	27-Feb-19	130.9	-	145.9
13-Feb-19	165.0	-	155.0	140.0	13-Feb-19	130.9	-	145.9
30-Jan-19	165.0	-	155.0	140.0	30-Jan-19	130.9	-	145.9
16-Jan-19	165.0	-	155.0	140.0	16-Jan-19	n/a	-	n/a
2-Jan-19	n/a	-	n/a	n/a	2-Jan-19	130.9	-	145.9
Dec '18	155.0	-	155.0	140.0	Dec '18	138.4	-	152.7
Nov '18	155.0	-	155.0	140.0	Nov '18	154.9	-	142.5
Oct '18	160.0	-	157.5	140.0	Oct '18	154.9	-	142.5
Sep '18	165.0	-	155.0	140.0	Sep '18	154.9	-	142.5
Aug '18	161.7	-	155.0	140.0	Aug '18	158.2	-	147.2
Jul '18	160.0	-	155.0	140.0	Jul '18	154.9	-	152.5
Jun '18	n/a	-	n/a	n/a	Jun '18	153.9	-	153.5
May '18	n/a	-	n/a	n/a	May '18	151.9	-	150.5
Apr '18	n/a	-	n/a	n/a	Apr '18	139.9	-	145.5
Mar '18	145.0	-	150.0	140.0	Mar '18	134.5	-	142.9
Feb '18	145.0	-	150.0	140.0	Feb '18	134.7	-	138.9
Jan '18	145.0	-	143.3	140.0	Jan '18	138.0	-	134.8
Dec '17	145.0	-	142.5	140.0	Dec '17	139.9	-	134.5
Nov '17	145.0	-	142.5	140.0	Nov '17	n/a	-	n/a
Oct '17	145.0	-	140.0	140.0	Oct '17	n/a	-	n/a
Sep '17	145.0	-	140.0	140.0	Sep '17	128.2	-	129.9
Aug '17	145.0	-	143.3	140.0	Aug '17	127.9	-	132.9
Jul '17	145.0	-	142.5	140.0	Jul '17	127.0	-	127.0
Jun '17	145.0	-	142.5	140.0	Jun '17	127.9	-	132.9
May '17	145.0	-	145.0	140.0	May '17	127.9	-	132.9
Apr '17	145.0	-	140.0	140.0	Apr '17	127.9	-	132.9
Mar '17	145.0	-	140.0	140.0	Mar '17	125.9	-	130.9
Feb '17	145.0	-	140.0	140.0	Feb '17	124.9	-	129.9
Jan '17	145.0	-	140.0	140.0	Jan '17	124.9	-	129.9

Retail Motor Fuel Prices — Haines Junction

	Self-serve			Full-serve
	regular	premium	diesel	propane
29-Jan-20	145.9	155.9	150.9	-
15-Jan-20	147.6	155.9	150.6	n/a
2-Jan-20	147.6	155.9	150.6	n/a
18-Dec-19	147.6	155.9	149.9	n/a
4-Dec-19	147.6	155.9	149.2	n/a
20-Nov-19	147.6	155.9	149.2	n/a
6-Nov-19	147.6	155.9	148.2	n/a
23-Oct-19	147.6	155.9	148.2	n/a
9-Oct-19	146.9	n/a	146.9	n/a
25-Sep-19	147.4	155.9	147.9	n/a
11-Sep-19	147.6	155.9	148.2	n/a
28-Aug-19	147.4	155.9	147.9	n/a
14-Aug-19	147.6	155.9	148.2	n/a
31-Jul-19	147.6	155.9	148.2	n/a
17-Jul-19	147.6	155.9	148.2	n/a
3-Jul-19	144.2	153.4	144.9	n/a
19-Jun-19	142.3	155.4	144.5	n/a
5-Jun-19	142.3	150.9	144.5	n/a
21-May-19	141.2	148.9	145.9	n/a
8-May-19	140.4	150.9	146.4	n/a
24-Apr-19	141.2	150.9	145.9	n/a
10-Apr-19	141.2	150.9	147.9	n/a
27-Mar-19	138.2	141.4	141.9	n/a
13-Mar-19	128.9	136.9	139.6	n/a
27-Feb-19	128.9	136.9	139.9	n/a
13-Feb-19	128.9	136.9	139.9	n/a
30-Jan-19	128.9	136.9	139.9	n/a
16-Jan-19	128.9	136.9	139.9	n/a
2-Jan-19	128.9	136.9	139.9	n/a
Dec '18	136.7	139.9	144.0	n/a
Nov '18	148.2	155.4	148.6	n/a
Oct '18	148.7	157.9	147.0	100.0
Sep '18	146.5	157.9	144.2	100.0
Aug '18	147.5	158.2	146.0	100.0
Jul '18	147.2	157.9	142.6	100.0
Jun '18	147.8	157.9	145.4	100.0
May '18	144.7	155.4	141.8	100.0
Apr '18	132.2	142.9	136.6	100.0
Mar '18	126.7	137.2	136.5	100.0
Feb '18	124.9	133.9	135.9	100.0
Jan '18	124.6	133.9	133.8	100.0
Dec '17	127.2	132.9	133.2	100.0
Nov '17	129.7	146.0	133.6	100.0
Oct '17	117.1	125.9	123.1	100.0
Sep '17	121.7	132.9	119.1	100.0
Aug '17	115.8	124.2	116.3	100.0
Jul '17	116.6	125.2	116.5	100.0
Jun '17	121.4	128.2	119.7	100.0
May '17	121.5	129.0	122.1	100.0
Apr '17	122.7	129.0	122.0	100.0
Mar '17	121.4	130.9	120.9	100.0
Feb '17	123.0	130.9	121.5	100.0
Jan '17	122.3	130.9	119.5	100.0

Retail Motor Fuel Prices — Jake's Corner

	Self-serve			Full-serve
	regular	premium	diesel	propane
29-Jan-20	142.9	153.9	151.9	-
15-Jan-20	142.9	153.9	151.9	-
2-Jan-20	142.9	153.9	151.9	-
18-Dec-19	142.9	153.9	151.9	-
4-Dec-19	142.9	153.9	151.9	-
20-Nov-19	142.9	153.9	151.9	-
6-Nov-19	142.9	153.9	151.9	-
23-Oct-19	144.9	154.9	151.9	-
9-Oct-19	149.9	154.9	151.9	-
25-Sep-19	n/a	n/a	n/a	-
11-Sep-19	149.9	154.9	142.9	-
28-Aug-19	n/a	n/a	n/a	-
14-Aug-19	n/a	n/a	n/a	-
31-Jul-19	142.9	156.0	147.9	-
17-Jul-19	142.9	156.0	147.9	-
3-Jul-19	142.9	156.0	147.9	-
19-Jun-19	137.9	151.0	142.9	-
5-Jun-19	137.9	151.0	142.9	-
21-May-19	137.9	151.0	142.9	-
8-May-19	137.9	151.0	142.9	-
24-Apr-19	137.9	151.0	142.9	-
10-Apr-19	137.9	151.0	145.9	-
27-Mar-19	132.9	146.0	145.9	-
13-Mar-19	132.9	144.0	145.9	-
27-Feb-19	127.9	137.9	143.0	-
13-Feb-19	127.9	137.9	143.0	-
30-Jan-19	127.9	137.9	143.0	-
16-Jan-19	127.9	137.9	143.0	-
2-Jan-19	127.9	137.9	143.0	-
Dec '18	127.9	137.9	143.0	n/a
Nov '18	144.9	155.9	141.7	n/a
Oct '18	147.8	155.9	141.4	n/a
Sep '18	147.8	155.9	141.4	n/a
Aug '18	147.8	155.9	137.9	n/a
Jul '18	147.8	155.9	137.9	n/a
Jun '18	147.8	155.9	137.9	n/a
May '18	145.3	151.4	137.9	n/a
Apr '18	132.8	140.9	132.9	n/a
Mar '18	n/a	n/a	n/a	n/a
Feb '18	n/a	n/a	n/a	n/a
Jan '18	n/a	n/a	n/a	n/a
Dec '17	n/a	n/a	n/a	n/a
Nov '17	n/a	n/a	n/a	n/a
Oct '17	n/a	n/a	n/a	n/a
Sep '17	n/a	n/a	n/a	n/a
Aug '17	112.8	126.8	113.8	115.0
Jul '17	112.8	126.8	113.8	107.5
Jun '17	116.8	129.8	116.8	115.0
May '17	118.3	129.8	118.3	107.5
Apr '17	119.8	129.8	124.8	100.0
Mar '17	119.8	129.8	124.8	115.0
Feb '17	119.8	129.8	124.8	115.0
Jan '17	117.8	129.8	124.8	115.0

Retail Motor Fuel Prices — Mayo

	Self-serve			Full-serve	
	regular	premium	diesel	regular	diesel
29-Jan-20	n/a	-	n/a	-	-
15-Jan-20	n/a	-	n/a	-	-
2-Jan-20	149.9	-	147.9	-	-
18-Dec-19	149.9	-	147.9	-	-
4-Dec-19	149.9	-	150.9	-	-
20-Nov-19	n/a	-	n/a	-	-
6-Nov-19	149.9	-	147.9	-	-
23-Oct-19	n/a	-	n/a	-	-
9-Oct-19	142.8	-	140.9	-	-
25-Sep-19	n/a	-	n/a	-	-
11-Sep-19	n/a	-	n/a	-	-
28-Aug-19	141.4	-	144.1	-	-
14-Aug-19	n/a	-	n/a	-	-
31-Jul-19	148.4	-	148.3	-	-
17-Jul-19	n/a	-	n/a	-	-
3-Jul-19	144.0	-	142.9	-	-
19-Jun-19	n/a	-	n/a	-	-
5-Jun-19	144.0	-	145.9	-	-
21-May-19	n/a	-	n/a	-	-
8-May-19	146.9	-	151.9	-	-
24-Apr-19	146.9	-	151.9	-	-
10-Apr-19	146.9	-	154.9	-	-
27-Mar-19	141.9	-	154.9	-	-
13-Mar-19	133.9	-	144.9	-	-
27-Feb-19	133.9	-	144.9	-	-
13-Feb-19	133.9	-	144.9	-	-
30-Jan-19	133.9	-	144.9	-	-
16-Jan-19	133.9	-	144.9	-	-
2-Jan-19	128.9	-	140.9	-	-
Dec '18	125.8	-	139.0	-	-
Nov '18	146.9	-	141.4	-	-
Oct '18	143.4	-	134.1	-	-
Sep '18	144.7	-	135.1	-	-
Aug '18	144.7	-	135.1	n/a	n/a
Jul '18	144.7	-	135.1	n/a	n/a
Jun '18	144.7	-	135.1	n/a	n/a
May '18	149.4	-	141.9	n/a	n/a
Apr '18	138.4	-	136.5	n/a	n/a
Mar '18	126.1	-	129.9	n/a	n/a
Feb '18	124.9	-	133.2	n/a	n/a
Jan '18	123.8	-	127.7	n/a	n/a
Dec '17	127.3	-	126.8	n/a	n/a
Nov '17	132.3	-	127.1	n/a	n/a
Oct '17	116.1	-	117.6	n/a	n/a
Sep '17	120.1	-	106.1	n/a	n/a
Aug '17	112.7	-	112.2	122.9	119.6
Jul '17	112.3	-	113.2	125.9	117.4
Jun '17	114.7	-	112.8	128.9	123.9
May '17	119.9	-	114.2	128.9	123.9
Apr '17	119.9	-	114.2	128.9	123.9
Mar '17	119.9	-	114.2	128.9	123.9
Feb '17	119.9	-	111.3	128.9	123.9
Jan '17	119.9	-	111.3	128.9	123.9

* Mayo full-serve station burnt down in early September 2017.

Retail Motor Fuel Prices — Pelly Crossing & Ross River

	Pelly Crossing Self-serve		
	regular	Premium	diesel
29-Jan-20	n/a	n/a	n/a
15-Jan-20	n/a	n/a	n/a
2-Jan-20	151.9	157.9	146.9
18-Dec-19	151.9	157.9	146.9
4-Dec-19	n/a	n/a	n/a
20-Nov-19	151.9	157.9	146.9
6-Nov-19	151.9	157.9	146.9
23-Oct-19	151.9	157.9	146.9
9-Oct-19	151.9	157.9	146.9
25-Sep-19	151.9	157.9	146.9
11-Sep-19	151.9	157.9	146.9
28-Aug-19	151.9	157.9	146.9
14-Aug-19	151.9	157.9	146.9
31-Jul-19	151.9	157.9	146.9
17-Jul-19	151.9	157.9	146.9
3-Jul-19	151.9	157.9	146.9
19-Jun-19	151.9	157.9	146.9
5-Jun-19	151.9	157.9	146.9
21-May-19	151.9	157.9	146.9
8-May-19	151.9	157.9	146.9
24-Apr-19	147.9	153.9	142.9
10-Apr-19	n/a	n/a	n/a
27-Mar-19	n/a	n/a	n/a
13-Mar-19	130.9	136.9	125.9
27-Feb-19	130.9	136.9	125.9
13-Feb-19	130.9	136.9	125.9
30-Jan-19	130.9	136.9	125.9
16-Jan-19	139.4	140.9	129.9
2-Jan-19	134.9	140.9	n/a
Dec '18	140.9	146.9	135.9
Nov '18	153.9	-	148.9
Oct '18	153.9	159.9	148.9
Sep '18	153.9	159.9	148.9
Aug '18	153.9	159.2	148.9
Jul '18	153.9	158.9	148.9
Jun '18	n/a	-	146.5
May '18	148.9	-	148.4
Apr '18	134.4	-	141.7
Mar '18	130.9	-	137.5
Feb '18	130.9	-	137.5
Jan '18	134.9	-	137.5
Dec '17	136.9	-	137.5
Nov '17	133.2	-	137.5
Oct '17	129.5	-	126.5
Sep '17	129.5	-	126.5
Aug '17	122.0	-	122.0
Jul '17	125.0	-	125.0
Jun '17	127.9	-	127.9
May '17	127.9	-	127.9
Apr '17	125.9	-	127.9
Mar '17	122.6	-	127.9
Feb '17	120.9	-	128.9
Jan '17	119.9	-	129.9

	Ross River Self-serve	
	regular	diesel
29-Jan-20	152.9	156.9
15-Jan-20	152.9	156.9
2-Jan-20	n/a	n/a
18-Dec-19	152.9	156.4
4-Dec-19	152.9	156.4
20-Nov-19	n/a	n/a
6-Nov-19	152.9	156.4
23-Oct-19	154.9	158.4
9-Oct-19	154.9	158.4
25-Sep-19	154.9	158.4
11-Sep-19	154.9	158.4
28-Aug-19	154.9	158.4
14-Aug-19	154.9	158.4
31-Jul-19	154.9	158.4
17-Jul-19	152.9	155.9
3-Jul-19	152.9	155.9
19-Jun-19	152.9	155.9
5-Jun-19	147.9	153.9
21-May-19	147.9	153.9
8-May-19	147.9	153.9
24-Apr-19	147.9	153.9
10-Apr-19	142.9	150.9
27-Mar-19	139.9	147.9
13-Mar-19	129.9	144.9
27-Feb-19	129.9	144.9
13-Feb-19	129.9	144.9
30-Jan-19	n/a	n/a
16-Jan-19	129.9	144.9
2-Jan-19	n/a	n/a
Dec '18	137.4	151.9
Nov '18	150.9	161.7
Oct '18	156.9	154.5
Sep '18	156.9	154.5
Aug '18	156.2	154.0
Jul '18	152.4	152.9
Jun '18	149.9	152.9
May '18	144.9	149.4
Apr '18	137.4	143.9
Mar '18	134.9	141.9
Feb '18	139.9	139.9
Jan '18	136.6	138.2
Dec '17	139.9	139.9
Nov '17	132.4	132.4
Oct '17	129.9	129.9
Sep '17	129.9	129.9
Aug '17	129.9	129.9
Jul '17	129.9	129.9
Jun '17	129.9	129.9
May '17	129.9	129.9
Apr '17	129.9	129.9
Mar '17	129.9	129.9
Feb '17	129.9	129.9
Jan '17	129.9	127.9

Retail Motor Fuel Prices — Stewart Crossing

	Self-Serve		
	regular	premium	diesel
29-Jan-20	152.9	158.9	155.9
15-Jan-20	152.9	158.9	155.9
2-Jan-20	152.9	158.9	155.9
18-Dec-19	152.9	158.9	155.9
4-Dec-19	152.9	158.9	150.9
20-Nov-19	152.9	158.9	150.9
6-Nov-19	152.9	158.9	150.9
23-Oct-19	152.9	158.9	150.9
9-Oct-19	n/a	n/a	n/a
25-Sep-19	152.9	158.9	150.9
11-Sep-19	152.9	158.9	150.9
28-Aug-19	152.9	158.9	150.9
14-Aug-19	152.9	158.9	150.9
31-Jul-19	152.9	158.9	150.9
17-Jul-19	152.9	158.9	150.9
3-Jul-19	152.9	158.9	151.5
19-Jun-19	147.9	153.9	145.9
5-Jun-19	147.9	153.9	145.9
21-May-19	147.9	153.9	145.9
8-May-19	n/a	n/a	n/a
24-Apr-19	147.9	148.9	149.9
10-Apr-19	n/a	n/a	n/a
27-Mar-19	n/a	n/a	n/a
13-Mar-19	134.9	140.9	145.9
27-Feb-19	134.9	140.9	145.9
13-Feb-19	134.9	140.9	145.9
30-Jan-19	134.9	140.9	145.9
16-Jan-19	134.9	140.9	145.9
2-Jan-19	134.9	140.9	145.9
Dec '18	134.9	140.9	148.4
Nov '18	152.4	158.4	150.9
Oct '18	154.9	160.9	150.9
Sep '18	154.9	160.9	150.9
Aug '18	154.9	160.9	150.9
Jul '18	154.9	160.9	150.9
Jun '18	154.9	160.9	150.9
May '18	152.4	158.4	148.4
Apr '18	139.9	145.9	139.9
Mar '18	130.4	136.9	139.9
Feb '18	130.9	136.9	139.9
Jan '18	130.9	133.6	137.6
Dec '17	134.4	139.4	132.9
Nov '17	139.9	145.9	132.9
Oct '17	122.9	128.9	126.4
Sep '17	129.9	132.4	119.9
Aug '17	120.9	126.9	119.9
Jul '17	121.9	127.9	122.9
Jun '17	125.4	131.4	123.4
May '17	126.9	132.9	123.9
Apr '17	129.9	135.9	125.9
Mar '17	129.9	135.9	125.9
Feb '17	129.9	135.9	125.9
Jan '17	129.9	135.9	125.9

Retail Motor Fuel Prices — Teslin

	Self-serve			Full-serve
	regular	premium	diesel	propane
29-Jan-20	146.9	156.9	152.4	110.0
15-Jan-20	146.9	156.9	152.4	110.0
2-Jan-20	146.9	156.9	152.4	110.0
18-Dec-19	146.9	156.9	152.4	110.0
4-Dec-19	146.9	156.9	152.4	110.0
20-Nov-19	146.9	156.9	152.4	110.0
6-Nov-19	146.9	156.9	152.4	110.0
23-Oct-19	146.9	156.9	152.4	110.0
9-Oct-19	146.9	156.9	152.4	110.0
25-Sep-19	146.9	156.9	154.9	n/a
11-Sep-19	146.9	156.9	152.4	110.0
28-Aug-19	146.9	156.9	152.4	110.0
14-Aug-19	146.9	156.9	152.4	110.0
31-Jul-19	146.9	156.9	154.9	110.0
17-Jul-19	146.9	156.9	154.9	n/a
3-Jul-19	144.4	156.9	151.9	n/a
19-Jun-19	141.9	151.9	148.9	n/a
5-Jun-19	141.9	151.9	148.9	n/a
21-May-19	141.9	n/a	148.9	110.0
8-May-19	141.9	n/a	148.9	n/a
24-Apr-19	141.9	151.9	148.9	110.0
10-Apr-19	141.9	n/a	148.9	110.0
27-Mar-19	136.9	n/a	148.9	110.0
13-Mar-19	133.4	n/a	143.9	110.0
27-Feb-19	126.9	n/a	138.6	110.0
13-Feb-19	131.9	n/a	143.9	110.0
30-Jan-19	131.9	n/a	143.9	110.0
16-Jan-19	132.4	142.9	144.4	110.0
2-Jan-19	132.4	142.9	144.4	110.0
Dec '18	129.7	137.4	141.7	110.0
Nov '18	143.7	150.9	143.2	111.3
Oct '18	141.9	150.5	145.9	111.4
Sep '18	148.9	158.9	141.9	113.7
Aug '18	148.9	158.9	141.9	112.5
Jul '18	148.9	158.9	141.9	112.5
Jun '18	148.9	158.9	141.9	112.5
May '18	146.4	153.9	141.9	112.5
Apr '18	133.9	143.9	135.9	112.5
Mar '18	129.9	141.9	136.9	112.5
Feb '18	129.9	139.9	139.9	112.5
Jan '18	130.9	140.9	134.2	108.8
Dec '17	132.9	142.9	133.9	107.0
Nov '17	128.2	136.4	131.4	107.0
Oct '17	118.9	128.9	124.4	107.0
Sep '17	123.9	133.9	119.9	107.0
Aug '17	117.9	127.9	115.9	104.7
Jul '17	119.2	129.4	117.4	101.0
Jun '17	120.4	130.9	117.9	101.0
May '17	122.2	132.4	119.4	102.0
Apr '17	121.9	129.9	119.9	102.0
Mar '17	123.9	130.6	119.9	102.0
Feb '17	123.9	133.9	119.9	102.0
Jan '17	121.7	129.4	117.7	102.0

Retail Motor Fuel Prices — Watson Lake

	Self-serve			Full-serve
	regular	premium	diesel	propane
29-Jan-20	139.9	149.9	148.4	112.9
15-Jan-20	139.9	149.9	148.4	112.9
2-Jan-20	138.6	149.9	143.6	112.9
18-Dec-19	138.6	149.9	143.6	112.9
4-Dec-19	138.6	149.9	144.6	112.9
20-Nov-19	139.9	149.9	146.4	112.9
6-Nov-19	138.6	149.9	142.2	112.9
23-Oct-19	145.2	149.9	149.6	112.9
9-Oct-19	141.7	149.9	141.8	n/a
25-Sep-19	141.9	144.9	144.7	110.9
11-Sep-19	141.9	148.4	144.2	110.9
28-Aug-19	139.1	148.4	141.1	110.9
14-Aug-19	144.2	149.9	145.9	110.9
31-Jul-19	140.6	148.9	142.2	110.9
17-Jul-19	142.7	149.9	144.4	110.9
3-Jul-19	140.2	148.9	141.9	110.9
19-Jun-19	141.7	147.9	144.2	110.9
5-Jun-19	138.6	147.9	140.9	110.9
21-May-19	138.4	148.9	141.9	n/a
8-May-19	136.6	148.9	140.6	n/a
24-Apr-19	136.6	148.9	142.2	109.0
10-Apr-19	134.6	145.9	142.2	n/a
27-Mar-19	129.9	141.9	142.2	n/a
13-Mar-19	122.9	134.9	138.2	110.9
27-Feb-19	122.9	134.9	138.2	110.9
13-Feb-19	122.9	134.9	135.6	110.9
30-Jan-19	122.9	134.9	136.6	110.9
16-Jan-19	122.9	134.9	136.6	110.9
2-Jan-19	121.9	134.9	135.6	110.9
Dec '18	125.0	134.9	138.1	110.9
Nov '18	141.9	151.4	142.6	110.9
Oct '18	141.9	154.9	139.4	110.9
Sep '18	143.2	152.9	140.7	110.9
Aug '18	142.1	152.9	139.2	110.9
Jul '18	142.2	152.9	143.7	110.9
Jun '18	141.2	152.4	138.5	110.9
May '18	139.1	148.7	135.5	110.9
Apr '18	128.2	139.9	129.2	110.9
Mar '18	118.9	134.9	127.0	110.9
Feb '18	116.0	134.9	127.7	105.9
Jan '18	116.7	134.9	127.4	105.9
Dec '17	118.9	134.9	125.0	105.9
Nov '17	123.4	137.9	127.7	105.9
Oct '17	116.7	132.8	121.4	105.9
Sep '17	119.4	129.4	120.2	105.9
Aug '17	116.0	131.6	116.0	105.6
Jul '17	116.1	131.4	115.7	105.7
Jun '17	117.2	133.7	117.5	105.9
May '17	119.3	134.4	119.9	105.9
Apr '17	122.4	-	121.4	105.9
Mar '17	110.9	-	116.9	105.9
Feb '17	115.9	-	117.4	105.9
Jan '17	116.4	-	116.9	115.4

Residential Fuel Prices in Yukon

Average Prices as of January 29, 2020

	Residential Heating Fuels			% Change Jan 30, 2019 to Jan 29, 2020		
	Furnace Oil	Arctic Stove Oil	Propane (500-gallon tank cost)	Furnace Oil	Arctic Stove Oil	Propane (500-gallon tank cost)
Whitehorse	125.9	133.7	130.1	9.2%	11.2%	24.7%
Beaver Creek	140.4	143.6	-	13.7%	13.4%	-
Burwash Landing	137.8	138.2	-	15.1%	6.6%	-
Carcross	135.9	137.8	-	17.1%	16.1%	-
Carmacks	137.3	140.0	144.8	17.0%	12.2%	21.7%
Dawson City	139.9	143.1	144.8	11.9%	11.7%	21.7%
Destruction Bay	137.8	141.0	-	18.1%	17.7%	-
Faro	138.9	144.5	144.8	18.1%	19.6%	21.7%
Haines Junction	136.8	139.8	144.8	19.4%	18.8%	21.7%
Marsh Lake	135.9	137.8	-	17.1%	16.1%	-
Mayo	138.9	144.5	144.8	7.8%	9.4%	21.7%
Pelly Crossing	138.0	142.0	-	15.7%	10.6%	-
Ross River	146.6	142.5	144.8	23.5%	17.0%	21.7%
Stewart Crossing	138.3	141.5	-	16.4%	16.1%	-
Tagish	135.9	137.8	-	17.1%	16.1%	-
Teslin	136.8	139.8	144.8	16.4%	16.8%	21.7%
Watson Lake	139.9	145.0	144.8	20.0%	21.1%	21.7%

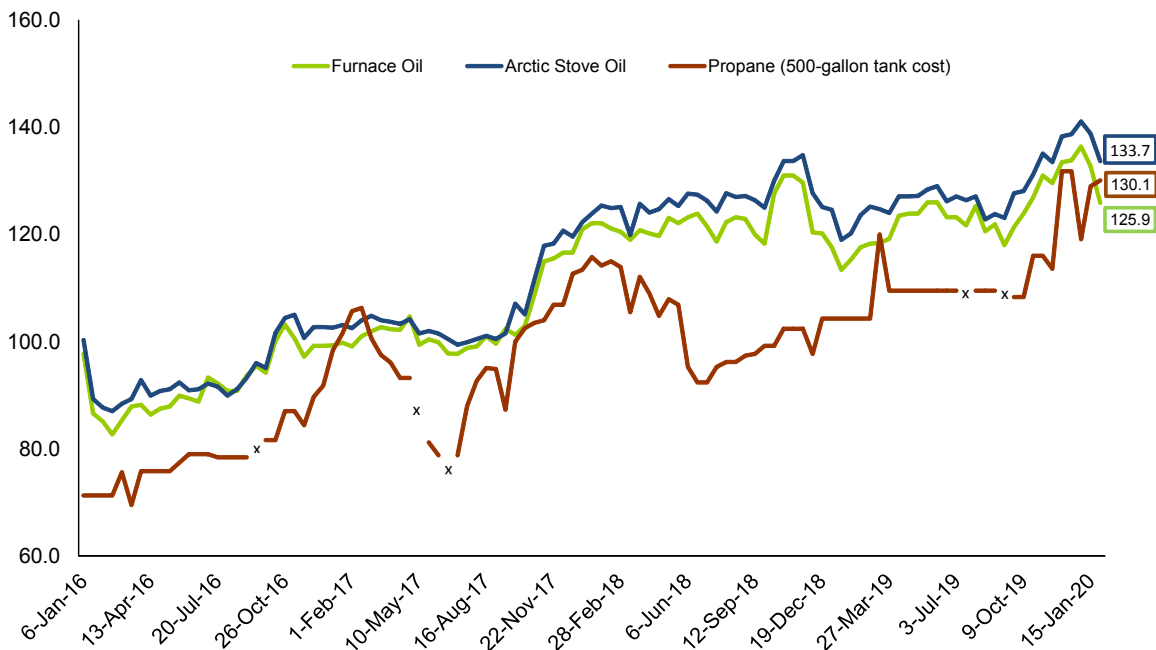
Notes: All prices are Canadian cents per litre, including all applicable taxes.
 "-" indicates this service was not available in this community at this time.
 "n/a" indicates this information was not available for the reporting period.

Comparing January 29, 2020 to January 30, 2019, prices of furnace oil increased in all Yukon communities. The largest percentage increase was in Watson Lake, up 20.0%.

Prices for arctic stove oil also increased in all Yukon communities. The largest percentage increase was in Watson Lake, up 21.1%.

Increases were reported for average prices of propane (500 gallon tank) in all Yukon communities. The largest percentage increase was in Whitehorse, up 24.7%.

**Average Residential Bi-weekly Heating Fuel Prices, Whitehorse
 January 2016 - January 2020
 (cents per litre)**



Residential Heating Fuel Prices — Whitehorse

	Furnace Oil	Arctic Stove Oil	Propane (500-gallon tank cost)
29-Jan-20	125.9	133.7	130.1
15-Jan-20	132.7	138.8	129.0
2-Jan-20	136.4	141.1	119.1
18-Dec-19	133.8	138.7	131.8
4-Dec-19	133.5	138.3	131.8
20-Nov-19	129.6	133.5	113.6
6-Nov-19	131.0	135.1	116.0
23-Oct-19	126.9	131.2	116.0
9-Oct-19	123.9	128.1	108.3
25-Sep-19	121.4	127.7	108.3
11-Sep-19	118.0	123.1	n/a
28-Aug-19	121.9	123.8	109.5
14-Aug-19	120.6	122.8	109.5
31-Jul-19	125.3	127.1	109.5
17-Jul-19	121.7	126.4	n/a
3-Jul-19	123.2	127.1	109.5
19-Jun-19	123.2	126.2	109.5
5-Jun-19	126.0	129.0	109.5
21-May-19	126.0	128.4	109.5
8-May-19	123.9	127.2	109.5
24-Apr-19	123.9	127.1	109.5
10-Apr-19	123.5	127.1	109.5
27-Mar-19	119.2	124.0	109.5
13-Mar-19	118.4	124.7	120.0
27-Feb-19	118.3	125.2	104.3
13-Feb-19	117.6	123.6	104.3
30-Jan-19	115.3	120.2	104.3
16-Jan-19	113.4	119.0	104.3
2-Jan-19	117.6	124.6	104.3
Dec '18	120.3	126.4	101.0
Nov '18	130.4	134.3	102.4
Oct '18	129.3	131.9	100.8
Sep '18	119.2	125.7	98.5
Aug '18	122.8	127.3	96.6
Jul '18	120.1	125.3	93.9
Jun '18	123.6	127.5	93.9
May '18	122.6	126.0	107.4
Apr '18	120.0	124.4	106.9
Mar '18	119.9	122.8	108.8
Feb '18	120.8	125.0	114.5
Jan '18	121.7	123.9	114.5
Dec '17	116.6	120.2	109.8
Nov '17	115.3	118.1	105.5
Oct '17	105.8	108.4	103.0
Sep '17	101.9	104.3	93.7
Aug '17	99.9	100.7	94.2
Jul '17	98.3	99.7	83.4
Jun '17	98.9	101.0	78.8
May '17	99.9	101.8	81.2
Apr '17	103.5	103.8	93.2
Mar '17	102.3	104.2	98.1
Feb '17	100.1	103.3	106.0
Jan '17	99.6	102.9	100.0

Residential Heating Fuel Prices — Beaver Creek

	Furnace Oil	Arctic Stove Oil	Propane (500-gallon tank cost)
29-Jan-20	140.4	143.6	-
15-Jan-20	145.7	148.8	-
2-Jan-20	145.7	148.8	-
18-Dec-19	145.7	148.8	-
4-Dec-19	145.7	148.8	-
20-Nov-19	140.4	143.6	-
6-Nov-19	140.4	143.6	-
23-Oct-19	134.7	137.8	-
9-Oct-19	n/a	n/a	-
25-Sep-19	127.3	130.5	-
11-Sep-19	127.3	130.5	-
28-Aug-19	n/a	n/a	-
14-Aug-19	127.3	130.5	-
31-Jul-19	130.5	130.5	-
17-Jul-19	127.3	130.5	-
3-Jul-19	135.0	139.2	-
19-Jun-19	135.0	139.2	-
5-Jun-19	135.0	139.2	-
21-May-19	135.0	139.2	-
8-May-19	n/a	n/a	-
24-Apr-19	135.0	139.2	-
10-Apr-19	131.9	136.1	-
27-Mar-19	131.9	136.1	-
13-Mar-19	131.9	136.1	-
27-Feb-19	131.9	136.1	-
13-Feb-19	127.7	130.8	-
30-Jan-19	123.5	126.6	-
16-Jan-19	123.5	126.6	-
2-Jan-19	123.5	126.6	-
Dec '18	134.0	137.1	-
Nov '18	142.4	145.8	-
Oct '18	142.4	144.2	-
Sep '18	n/a	148.1	-
Aug '18	134.4	142.0	-
Jul '18	n/a	144.6	-
Jun '18	136.5	143.6	-
May '18	128.1	138.4	-
Apr '18	128.1	134.7	-
Mar '18	128.4	134.3	-
Feb '18	128.1	134.7	-
Jan '18	131.6	135.4	-
Dec '17	128.1	128.3	-
Nov '17	128.1	127.5	-
Oct '17	117.7	116.7	-
Sep '17	112.5	111.7	-
Aug '17	105.7	110.8	-
Jul '17	105.1	110.8	-
Jun '17	105.8	110.8	-
May '17	106.6	110.8	-
Apr '17	110.6	116.1	-
Mar '17	111.3	116.1	-
Feb '17	111.8	116.1	-
Jan '17	111.0	114.0	-

Residential Heating Fuel Prices — Burwash Landing

	Furnace Oil	Arctic Stove Oil	Propane (500 gallon tank cost)
29-Jan-20	137.8	138.2	-
15-Jan-20	143.1	140.8	-
2-Jan-20	143.1	146.2	-
18-Dec-19	143.1	146.2	-
4-Dec-19	143.1	140.8	-
20-Nov-19	137.8	141.0	-
6-Nov-19	137.8	138.2	-
23-Oct-19	132.6	135.5	-
9-Oct-19	n/a	135.3	-
25-Sep-19	125.2	131.9	-
11-Sep-19	125.2	131.9	-
28-Aug-19	n/a	135.3	-
14-Aug-19	125.2	131.9	-
31-Jul-19	125.2	128.4	-
17-Jul-19	125.2	131.9	-
3-Jul-19	131.3	134.9	-
19-Jun-19	131.3	134.4	-
5-Jun-19	131.3	134.4	-
21-May-19	131.3	134.4	-
8-May-19	n/a	n/a	-
24-Apr-19	131.3	134.4	-
10-Apr-19	128.1	131.3	-
27-Mar-19	128.1	132.8	-
13-Mar-19	128.1	131.3	-
27-Feb-19	128.1	131.3	-
13-Feb-19	123.9	130.7	-
30-Jan-19	119.7	129.7	-
16-Jan-19	119.7	129.7	-
2-Jan-19	119.7	122.9	-
Dec '18	130.2	135.7	-
Nov '18	138.6	141.2	-
Oct '18	138.6	137.3	-
Sep '18	n/a	n/a	-
Aug '18	131.3	129.1	-
Jul '18	n/a	123.9	-
Jun '18	133.4	133.4	-
May '18	125.0	127.1	-
Apr '18	125.0	126.0	-
Mar '18	125.1	126.1	-
Feb '18	125.0	127.1	-
Jan '18	128.5	128.4	-
Dec '17	125.0	127.1	-
Nov '17	125.0	127.1	-
Oct '17	114.5	112.3	-
Sep '17	107.9	109.0	-
Aug '17	104.5	107.3	-
Jul '17	104.5	107.3	-
Jun '17	104.5	107.3	-
May '17	104.5	107.3	-
Apr '17	109.2	109.7	-
Mar '17	109.2	110.6	-
Feb '17	109.2	109.7	-
Jan '17	107.1	108.7	-

Residential Heating Fuel Prices — Carcross

	Furnace Oil	Arctic Stove Oil	Propane (500 gallon tank cost)
29-Jan-20	135.9	137.8	-
15-Jan-20	141.2	144.3	-
2-Jan-20	141.2	145.7	-
18-Dec-19	141.2	140.4	-
4-Dec-19	141.2	140.4	-
20-Nov-19	135.9	135.2	-
6-Nov-19	135.9	137.8	-
23-Oct-19	130.7	133.8	-
9-Oct-19	n/a	n/a	-
25-Sep-19	123.3	128.9	-
11-Sep-19	123.3	125.2	-
28-Aug-19	130.2	130.2	-
14-Aug-19	126.8	128.3	-
31-Jul-19	126.2	127.8	-
17-Jul-19	126.2	127.8	-
3-Jul-19	128.7	130.3	-
19-Jun-19	128.7	130.3	-
5-Jun-19	128.7	130.3	-
21-May-19	128.7	130.3	-
8-May-19	129.2	129.2	-
24-Apr-19	128.7	130.3	-
10-Apr-19	125.1	128.2	-
27-Mar-19	120.3	122.9	-
13-Mar-19	120.3	122.9	-
27-Feb-19	120.3	122.9	-
13-Feb-19	118.2	120.8	-
30-Jan-19	116.1	118.7	-
16-Jan-19	116.1	118.7	-
2-Jan-19	120.8	124.0	-
Dec '18	121.9	130.3	-
Nov '18	134.5	135.9	-
Oct '18	134.0	133.4	-
Sep '18	116.6	131.3	-
Aug '18	128.2	132.1	-
Jul '18	n/a	134.1	-
Jun '18	130.3	135.2	-
May '18	121.9	130.1	-
Apr '18	121.9	126.1	-
Mar '18	121.9	125.3	-
Feb '18	121.9	125.6	-
Jan '18	125.4	128.5	-
Dec '17	121.9	123.2	-
Nov '17	121.9	123.1	-
Oct '17	111.5	114.3	-
Sep '17	108.2	107.4	-
Aug '17	103.4	104.6	-
Jul '17	102.9	104.6	-
Jun '17	103.6	104.6	-
May '17	104.4	104.6	-
Apr '17	108.1	109.3	-
Mar '17	108.7	109.3	-
Feb '17	109.2	109.3	-
Jan '17	108.4	107.2	-

Residential Heating Fuel Prices — Carmacks

	Furnace Oil	Arctic Stove Oil	Propane (500-gallon tank cost)
29-Jan-20	137.3	140.0	144.8
15-Jan-20	142.5	145.7	143.7
2-Jan-20	142.5	147.9	133.8
18-Dec-19	142.5	142.7	146.5
4-Dec-19	142.5	142.7	146.5
20-Nov-19	136.8	137.2	128.3
6-Nov-19	136.8	139.8	128.3
23-Oct-19	131.5	134.7	130.7
9-Oct-19	n/a	n/a	123.2
25-Sep-19	124.2	129.3	123.2
11-Sep-19	124.2	129.3	n/a
28-Aug-19	n/a	n/a	124.2
14-Aug-19	124.2	129.3	124.2
31-Jul-19	124.2	132.2	124.2
17-Jul-19	124.2	133.7	n/a
3-Jul-19	128.9	135.6	124.2
19-Jun-19	128.9	135.6	124.2
5-Jun-19	128.9	135.6	124.2
21-May-19	128.9	135.6	124.2
8-May-19	n/a	139.1	124.2
24-Apr-19	128.9	135.6	124.2
10-Apr-19	125.8	134.3	124.2
27-Mar-19	125.8	134.3	124.2
13-Mar-19	125.8	132.2	124.2
27-Feb-19	125.8	132.2	119.0
13-Feb-19	121.6	130.1	119.0
30-Jan-19	117.4	124.8	119.0
16-Jan-19	117.4	124.8	119.0
2-Jan-19	117.4	120.5	119.0
Dec '18	127.9	131.0	115.7
Nov '18	136.3	139.4	117.1
Oct '18	136.3	139.4	115.5
Sep '18	n/a	n/a	113.2
Aug '18	128.9	132.1	111.3
Jul '18	n/a	n/a	109.0
Jun '18	131.0	134.2	109.0
May '18	122.6	125.8	122.1
Apr '18	122.6	125.8	121.6
Mar '18	122.6	125.8	123.5
Feb '18	122.6	125.8	129.2
Jan '18	126.1	129.3	129.2
Dec '17	121.6	125.8	124.5
Nov '17	120.5	125.8	120.2
Oct '17	111.1	115.3	117.7
Sep '17	105.6	108.7	108.4
Aug '17	102.2	105.3	108.9
Jul '17	102.2	105.3	99.9
Jun '17	102.2	105.3	97.1
May '17	102.2	105.3	95.9
Apr '17	106.9	110.0	107.9
Mar '17	106.9	110.0	112.8
Feb '17	106.9	110.0	120.7
Jan '17	104.8	107.9	114.7

Residential Heating Fuel Prices — Dawson City

	Furnace Oil	Arctic Stove Oil	Propane (500-gallon tank cost)
29-Jan-20	139.9	143.1	144.8
15-Jan-20	145.2	148.3	143.7
2-Jan-20	146.1	149.0	133.8
18-Dec-19	143.2	146.3	146.5
4-Dec-19	144.0	146.9	146.5
20-Nov-19	138.0	141.0	128.3
6-Nov-19	141.9	144.8	128.3
23-Oct-19	136.8	140.0	130.7
9-Oct-19	132.4	134.5	123.2
25-Sep-19	129.2	132.2	123.2
11-Sep-19	127.3	130.5	n/a
28-Aug-19	132.7	134.8	124.2
14-Aug-19	127.6	130.7	124.2
31-Jul-19	135.7	136.1	124.2
17-Jul-19	127.6	130.7	n/a
3-Jul-19	132.3	135.5	124.2
19-Jun-19	134.4	137.6	124.2
5-Jun-19	135.6	138.8	124.2
21-May-19	134.4	137.6	124.2
8-May-19	130.2	133.4	124.2
24-Apr-19	132.3	135.5	124.2
10-Apr-19	134.0	137.2	124.2
27-Mar-19	130.7	133.9	124.2
13-Mar-19	129.2	132.3	124.2
27-Feb-19	131.3	135.5	119.0
13-Feb-19	127.1	130.2	119.0
30-Jan-19	125.0	128.1	119.0
16-Jan-19	122.9	126.0	119.0
2-Jan-19	127.6	130.7	119.0
Dec '18	132.6	135.8	115.7
Nov '18	141.2	146.0	117.1
Oct '18	139.1	139.3	115.5
Sep '18	132.3	143.3	113.2
Aug '18	133.3	140.9	111.3
Jul '18	132.3	141.6	109.0
Jun '18	134.4	141.9	109.0
May '18	131.9	139.6	122.1
Apr '18	130.2	136.0	121.6
Mar '18	130.2	135.7	123.5
Feb '18	130.2	136.0	129.2
Jan '18	132.1	136.2	129.2
Dec '17	127.6	128.9	124.5
Nov '17	128.1	128.2	120.2
Oct '17	117.7	118.2	117.7
Sep '17	112.0	112.4	108.4
Aug '17	105.6	110.8	108.9
Jul '17	105.0	110.8	99.9
Jun '17	105.7	110.8	97.1
May '17	106.5	110.8	95.9
Apr '17	110.2	115.5	107.9
Mar '17	110.8	115.5	112.8
Feb '17	111.4	115.5	120.7
Jan '17	110.6	113.4	114.7

Residential Heating Fuel Prices — Destruction Bay

	Furnace Oil	Arctic Stove Oil	Propane (500 gallon tank cost)
29-Jan-20	137.8	141.0	-
15-Jan-20	143.1	146.2	-
2-Jan-20	143.1	146.2	-
18-Dec-19	143.1	146.2	-
4-Dec-19	143.1	146.2	-
20-Nov-19	137.8	141.0	-
6-Nov-19	137.8	141.0	-
23-Oct-19	132.6	135.7	-
9-Oct-19	n/a	n/a	-
25-Sep-19	125.2	128.4	-
11-Sep-19	125.2	128.4	-
28-Aug-19	n/a	n/a	-
14-Aug-19	125.2	128.4	-
31-Jul-19	125.2	128.4	-
17-Jul-19	125.2	128.4	-
3-Jul-19	128.2	131.4	-
19-Jun-19	128.2	131.4	-
5-Jun-19	128.2	131.4	-
21-May-19	128.2	131.4	-
8-May-19	n/a	n/a	-
24-Apr-19	128.2	131.4	-
10-Apr-19	125.1	128.2	-
27-Mar-19	125.1	128.2	-
13-Mar-19	125.1	128.2	-
27-Feb-19	125.1	128.2	-
13-Feb-19	120.9	124.0	-
30-Jan-19	116.7	119.8	-
16-Jan-19	116.7	119.8	-
2-Jan-19	116.7	119.8	-
Dec '18	127.2	130.3	-
Nov '18	135.6	138.7	-
Oct '18	135.6	138.7	-
Sep '18	n/a	n/a	-
Aug '18	128.2	131.4	-
Jul '18	n/a	n/a	-
Jun '18	130.3	133.5	-
May '18	121.9	125.1	-
Apr '18	121.9	125.1	-
Mar '18	121.9	125.1	-
Feb '18	121.9	125.1	-
Jan '18	125.4	128.6	-
Dec '17	120.9	125.4	-
Nov '17	119.8	125.6	-
Oct '17	110.4	114.5	-
Sep '17	104.9	108.0	-
Aug '17	101.4	104.6	-
Jul '17	101.4	104.6	-
Jun '17	101.4	104.6	-
May '17	101.4	104.6	-
Apr '17	106.2	109.3	-
Mar '17	106.2	109.3	-
Feb '17	106.2	109.3	-
Jan '17	104.1	107.2	-

Residential Heating Fuel Prices — Faro

	Furnace Oil	Arctic Stove Oil	Propane (500-gallon tank cost)
29-Jan-20	138.9	144.5	144.8
15-Jan-20	144.1	147.1	143.7
2-Jan-20	144.1	147.3	133.8
18-Dec-19	144.1	147.1	146.5
4-Dec-19	144.1	147.1	146.5
20-Nov-19	138.9	142.1	128.3
6-Nov-19	138.9	139.2	128.3
23-Oct-19	133.6	134.0	130.7
9-Oct-19	n/a	129.5	123.2
25-Sep-19	126.3	129.4	123.2
11-Sep-19	126.3	129.4	n/a
28-Aug-19	n/a	129.5	124.2
14-Aug-19	126.3	129.4	124.2
31-Jul-19	126.3	129.4	124.2
17-Jul-19	126.3	130.9	n/a
3-Jul-19	129.2	132.3	124.2
19-Jun-19	129.2	132.3	124.2
5-Jun-19	129.2	132.3	124.2
21-May-19	129.2	132.3	124.2
8-May-19	n/a	132.3	124.2
24-Apr-19	129.2	132.3	124.2
10-Apr-19	126.0	129.2	124.2
27-Mar-19	126.0	129.2	124.2
13-Mar-19	126.0	129.2	124.2
27-Feb-19	126.0	129.2	119.0
13-Feb-19	121.8	125.0	119.0
30-Jan-19	117.6	120.8	119.0
16-Jan-19	117.6	120.8	119.0
2-Jan-19	117.6	120.8	119.0
Dec '18	128.1	131.3	115.7
Nov '18	136.5	139.7	117.1
Oct '18	136.5	137.6	115.5
Sep '18	n/a	131.3	113.2
Aug '18	129.3	132.9	111.3
Jul '18	n/a	134.4	109.0
Jun '18	131.4	132.4	109.0
May '18	123.0	126.1	122.1
Apr '18	123.0	126.1	121.6
Mar '18	123.0	126.1	123.5
Feb '18	123.0	126.1	129.2
Jan '18	126.5	129.6	129.2
Dec '17	123.0	126.1	124.5
Nov '17	123.0	126.0	120.2
Oct '17	112.4	115.6	117.7
Sep '17	105.8	109.0	108.4
Aug '17	102.4	105.5	108.9
Jul '17	102.4	105.5	99.9
Jun '17	102.4	105.5	97.1
May '17	102.4	105.5	95.9
Apr '17	107.1	110.3	107.9
Mar '17	107.1	110.3	112.8
Feb '17	107.1	110.3	120.7
Jan '17	105.0	108.2	114.7

Residential Heating Fuel Prices — Haines Junction

	Furnace Oil	Arctic Stove Oil	Propane (500-gallon tank cost)
29-Jan-20	136.8	139.8	144.8
15-Jan-20	142.0	145.2	143.7
2-Jan-20	142.0	147.7	133.8
18-Dec-19	142.0	142.4	146.5
4-Dec-19	142.0	142.4	146.5
20-Nov-19	136.8	137.2	128.3
6-Nov-19	136.8	139.8	128.3
23-Oct-19	131.5	134.7	130.7
9-Oct-19	n/a	n/a	123.2
25-Sep-19	124.2	127.3	123.2
11-Sep-19	124.2	126.7	n/a
28-Aug-19	132.3	132.3	124.2
14-Aug-19	128.2	129.8	124.2
31-Jul-19	127.2	128.8	124.2
17-Jul-19	127.2	128.8	n/a
3-Jul-19	128.1	129.7	124.2
19-Jun-19	128.1	129.7	124.2
5-Jun-19	128.1	129.7	124.2
21-May-19	128.1	129.7	124.2
8-May-19	n/a	n/a	124.2
24-Apr-19	126.0	129.3	124.2
10-Apr-19	123.0	126.1	124.2
27-Mar-19	123.0	126.1	124.2
13-Mar-19	123.0	126.1	124.2
27-Feb-19	123.0	126.1	119.0
13-Feb-19	118.8	121.9	119.0
30-Jan-19	114.6	117.7	119.0
16-Jan-19	114.6	117.7	119.0
2-Jan-19	114.6	117.7	119.0
Dec '18	125.1	128.2	115.7
Nov '18	133.5	136.6	117.1
Oct '18	133.5	135.8	115.5
Sep '18	n/a	129.2	113.2
Aug '18	126.1	129.3	111.3
Jul '18	n/a	131.3	109.0
Jun '18	128.2	129.2	109.0
May '18	119.8	124.3	122.1
Apr '18	119.8	124.0	121.6
Mar '18	119.8	124.0	123.5
Feb '18	119.8	124.6	129.2
Jan '18	123.3	126.9	129.2
Dec '17	119.8	121.4	124.5
Nov '17	119.8	120.4	120.2
Oct '17	109.4	114.6	117.7
Sep '17	105.7	105.1	108.4
Aug '17	100.3	100.6	108.9
Jul '17	99.7	99.8	99.9
Jun '17	100.4	99.0	97.1
May '17	101.2	101.6	95.9
Apr '17	104.9	104.5	107.9
Mar '17	105.5	104.2	112.8
Feb '17	106.1	105.9	120.7
Jan '17	105.3	102.5	114.7

Residential Heating Fuel Prices — Marsh Lake

	Furnace Oil	Arctic Stove Oil	Propane (500 gallon tank cost)
29-Jan-20	135.9	137.8	-
15-Jan-20	141.2	144.3	-
2-Jan-20	141.2	145.7	-
18-Dec-19	141.2	140.4	-
4-Dec-19	141.2	140.4	-
20-Nov-19	135.9	135.2	-
6-Nov-19	135.9	137.8	-
23-Oct-19	130.7	133.8	-
9-Oct-19	n/a	n/a	-
25-Sep-19	123.3	126.5	-
11-Sep-19	123.3	125.2	-
28-Aug-19	130.2	130.2	-
14-Aug-19	126.8	128.3	-
31-Jul-19	126.2	127.8	-
17-Jul-19	126.2	127.8	-
3-Jul-19	128.7	130.3	-
19-Jun-19	128.7	130.3	-
5-Jun-19	128.7	130.3	-
21-May-19	128.7	130.3	-
8-May-19	129.2	129.2	-
24-Apr-19	128.7	130.3	-
10-Apr-19	125.1	128.2	-
27-Mar-19	120.3	122.9	-
13-Mar-19	120.3	122.9	-
27-Feb-19	120.3	122.9	-
13-Feb-19	118.2	120.8	-
30-Jan-19	116.1	118.7	-
16-Jan-19	116.1	118.7	-
2-Jan-19	120.8	124.0	-
Dec '18	127.1	130.3	-
Nov '18	134.5	137.6	-
Oct '18	134.0	135.5	-
Sep '18	116.6	119.7	-
Aug '18	128.7	131.9	-
Jul '18	n/a	n/a	-
Jun '18	130.8	134.0	-
May '18	122.4	125.6	-
Apr '18	122.4	125.6	-
Mar '18	122.2	125.4	-
Feb '18	122.4	125.6	-
Jan '18	125.9	129.1	-
Dec '17	122.4	125.6	-
Nov '17	122.4	125.6	-
Oct '17	112.0	115.1	-
Sep '17	105.4	108.5	-
Aug '17	102.0	105.1	-
Jul '17	102.0	105.1	-
Jun '17	102.0	105.1	-
May '17	102.0	105.1	-
Apr '17	106.7	109.8	-
Mar '17	106.7	109.8	-
Feb '17	106.7	109.8	-
Jan '17	104.6	107.7	-

Residential Heating Fuel Prices — Mayo

	Furnace Oil	Arctic Stove Oil	Propane (500-gallon tank cost)
29-Jan-20	138.9	144.5	144.8
15-Jan-20	144.1	147.3	143.7
2-Jan-20	147.1	152.5	133.8
18-Dec-19	144.2	147.1	146.5
4-Dec-19	145.1	147.7	146.5
20-Nov-19	139.2	142.0	128.3
6-Nov-19	143.0	146.3	128.3
23-Oct-19	137.9	141.1	130.7
9-Oct-19	135.5	138.5	123.2
25-Sep-19	128.6	131.7	123.2
11-Sep-19	126.3	130.9	n/a
28-Aug-19	137.2	138.3	124.2
14-Aug-19	132.4	134.0	124.2
31-Jul-19	135.5	136.2	124.2
17-Jul-19	130.3	131.9	n/a
3-Jul-19	135.7	137.8	124.2
19-Jun-19	136.8	138.4	124.2
5-Jun-19	137.9	140.0	124.2
21-May-19	136.8	138.4	124.2
8-May-19	133.9	135.5	124.2
24-Apr-19	135.7	137.8	124.2
10-Apr-19	138.0	141.3	124.2
27-Mar-19	134.7	137.9	124.2
13-Mar-19	133.1	136.3	124.2
27-Feb-19	136.1	139.2	119.0
13-Feb-19	131.0	134.2	119.0
30-Jan-19	128.9	132.1	119.0
16-Jan-19	126.8	130.0	119.0
2-Jan-19	131.6	134.7	119.0
Dec '18	136.2	139.3	115.7
Nov '18	145.2	148.0	117.1
Oct '18	142.2	145.5	115.5
Sep '18	135.5	141.3	113.2
Aug '18	137.3	143.6	110.9
Jul '18	135.5	143.2	109.0
Jun '18	138.4	143.1	109.0
May '18	134.8	138.0	122.1
Apr '18	134.2	137.3	121.6
Mar '18	134.2	137.3	123.5
Feb '18	134.2	137.3	129.2
Jan '18	136.1	138.8	129.2
Dec '17	131.6	131.6	124.5
Nov '17	131.6	131.5	120.2
Oct '17	119.0	118.2	117.7
Sep '17	113.8	115.4	108.4
Aug '17	109.4	115.4	108.9
Jul '17	108.4	114.5	99.9
Jun '17	108.9	114.5	97.1
May '17	109.4	114.5	95.9
Apr '17	111.1	115.9	107.9
Mar '17	112.3	116.9	112.8
Feb '17	111.6	115.3	120.7
Jan '17	112.0	116.0	114.7

Residential Heating Fuel Prices — Pelly Crossing

	Furnace Oil	Arctic Stove Oil	Propane (500 gallon tank cost)
29-Jan-20	138.0	142.0	-
15-Jan-20	143.3	146.4	-
2-Jan-20	143.3	149.9	-
18-Dec-19	143.3	144.6	-
4-Dec-19	143.3	144.6	-
20-Nov-19	138.0	139.9	-
6-Nov-19	138.0	142.0	-
23-Oct-19	132.8	135.9	-
9-Oct-19	n/a	n/a	-
25-Sep-19	125.4	131.5	-
11-Sep-19	125.4	131.5	-
28-Aug-19	137.6	137.6	-
14-Aug-19	131.5	133.5	-
31-Jul-19	127.8	133.0	-
17-Jul-19	127.8	134.0	-
3-Jul-19	130.5	135.5	-
19-Jun-19	130.5	135.5	-
5-Jun-19	130.5	135.5	-
21-May-19	130.5	135.5	-
8-May-19	n/a	142.3	-
24-Apr-19	130.8	138.1	-
10-Apr-19	127.7	137.9	-
27-Mar-19	127.7	137.9	-
13-Mar-19	127.7	136.8	-
27-Feb-19	127.7	135.8	-
13-Feb-19	123.5	133.7	-
30-Jan-19	119.3	128.4	-
16-Jan-19	119.3	128.4	-
2-Jan-19	119.3	122.4	-
Dec '18	129.8	132.9	-
Nov '18	138.2	142.5	-
Oct '18	138.2	143.6	-
Sep '18	n/a	n/a	-
Aug '18	130.8	134.0	-
Jul '18	n/a	n/a	-
Jun '18	132.9	136.1	-
May '18	124.5	127.7	-
Apr '18	124.5	127.7	-
Mar '18	124.5	127.7	-
Feb '18	124.5	127.7	-
Jan '18	128.0	130.7	-
Dec '17	124.5	124.5	-
Nov '17	124.5	124.4	-
Oct '17	114.1	114.2	-
Sep '17	109.4	108.6	-
Aug '17	102.9	107.2	-
Jul '17	102.4	107.2	-
Jun '17	103.1	107.2	-
May '17	103.9	107.2	-
Apr '17	107.6	111.9	-
Mar '17	108.2	111.9	-
Feb '17	108.7	111.9	-
Jan '17	107.9	109.8	-

Residential Heating Fuel Prices — Ross River

	Furnace Oil	Arctic Stove Oil	Propane (500-gallon tank cost)
29-Jan-20	146.6	142.5	144.8
15-Jan-20	149.2	147.8	143.7
2-Jan-20	144.6	147.8	133.8
18-Dec-19	149.2	147.8	146.5
4-Dec-19	149.2	147.8	146.5
20-Nov-19	139.4	142.5	128.3
6-Nov-19	146.6	142.5	128.3
23-Oct-19	145.0	137.3	130.7
9-Oct-19	155.8	n/a	123.2
25-Sep-19	141.3	129.9	123.2
11-Sep-19	141.3	129.9	n/a
28-Aug-19	155.8	n/a	124.2
14-Aug-19	141.3	129.9	124.2
31-Jul-19	146.0	129.9	124.2
17-Jul-19	140.0	129.9	n/a
3-Jul-19	142.0	134.0	124.2
19-Jun-19	142.0	134.0	124.2
5-Jun-19	141.0	134.0	124.2
21-May-19	141.0	n/a	124.2
8-May-19	151.1	n/a	124.2
24-Apr-19	141.0	134.0	124.2
10-Apr-19	137.8	130.8	124.2
27-Mar-19	136.2	130.8	124.2
13-Mar-19	134.3	130.2	124.2
27-Feb-19	134.3	130.2	119.0
13-Feb-19	132.2	126.0	119.0
30-Jan-19	118.7	121.8	119.0
16-Jan-19	130.1	121.8	119.0
2-Jan-19	118.7	121.8	119.0
Dec '18	142.5	132.3	115.7
Nov '18	148.4	140.7	117.1
Oct '18	144.6	140.7	115.5
Sep '18	151.7	n/a	113.2
Aug '18	140.6	133.4	111.3
Jul '18	149.8	n/a	109.0
Jun '18	141.2	135.5	109.0
May '18	130.1	127.1	122.1
Apr '18	129.1	127.1	121.6
Mar '18	123.9	127.1	123.5
Feb '18	123.9	127.1	129.2
Jan '18	127.4	130.6	129.2
Dec '17	123.9	127.1	124.5
Nov '17	123.9	127.1	120.2
Oct '17	113.5	116.6	117.7
Sep '17	106.9	110.0	108.4
Aug '17	103.4	106.6	108.9
Jul '17	103.4	106.6	99.9
Jun '17	103.4	106.6	97.1
May '17	103.4	106.6	95.9
Apr '17	108.2	111.3	107.9
Mar '17	108.2	111.3	112.8
Feb '17	108.2	111.3	120.7
Jan '17	106.1	109.2	114.7

Residential Heating Fuel Prices — Stewart Crossing

	Furnace Oil	Arctic Stove Oil	Propane (500-gallon tank cost)
29-Jan-20	138.3	141.5	-
15-Jan-20	143.6	146.7	-
2-Jan-20	143.6	146.7	-
18-Dec-19	143.6	146.7	-
4-Dec-19	143.6	146.7	-
20-Nov-19	138.3	141.5	-
6-Nov-19	138.3	141.5	-
23-Oct-19	133.1	136.2	-
9-Oct-19	n/a	n/a	-
25-Sep-19	125.7	128.9	-
11-Sep-19	125.7	128.9	-
28-Aug-19	n/a	n/a	-
14-Aug-19	125.7	128.9	-
31-Jul-19	125.7	128.9	-
17-Jul-19	125.7	128.9	-
3-Jul-19	130.3	133.5	-
19-Jun-19	130.3	133.5	-
5-Jun-19	130.3	133.5	-
21-May-19	130.3	133.5	-
8-May-19	n/a	n/a	-
24-Apr-19	130.3	133.5	-
10-Apr-19	127.2	130.3	-
27-Mar-19	127.2	130.3	-
13-Mar-19	127.2	130.3	-
27-Feb-19	127.2	130.3	-
13-Feb-19	123.0	126.1	-
30-Jan-19	118.8	121.9	-
16-Jan-19	118.8	121.9	-
2-Jan-19	118.8	121.9	-
Dec '18	129.3	132.4	-
Nov '18	137.7	140.9	-
Oct '18	137.7	140.9	-
Sep '18	n/a	n/a	-
Aug '18	128.0	131.4	-
Jul '18	n/a	n/a	-
Jun '18	132.9	136.1	-
May '18	124.5	127.7	-
Apr '18	124.5	127.7	-
Mar '18	124.3	125.9	-
Feb '18	124.5	127.7	-
Jan '18	128.0	131.2	-
Dec '17	124.5	127.7	-
Nov '17	124.5	127.7	-
Oct '17	114.1	117.2	-
Sep '17	107.5	110.6	-
Aug '17	104.1	107.2	-
Jul '17	104.1	107.2	-
Jun '17	104.1	107.2	-
May '17	104.1	107.2	-
Apr '17	108.8	111.9	-
Mar '17	108.8	111.9	-
Feb '17	108.8	111.9	-
Jan '17	106.7	109.8	-

Residential Heating Fuel Prices — Tagish & Teslin

	Tagish		
	Furnace Oil	Arctic Stove Oil	Propane (500-gallon tank cost)
29-Jan-20	135.9	137.8	-
15-Jan-20	141.2	144.3	-
2-Jan-20	141.2	145.7	-
18-Dec-19	141.2	140.4	-
4-Dec-19	141.2	140.4	-
20-Nov-19	135.9	135.2	-
6-Nov-19	135.9	137.8	-
23-Oct-19	130.7	133.8	-
9-Oct-19	n/a	n/a	-
25-Sep-19	123.3	126.5	-
11-Sep-19	123.3	125.2	-
28-Aug-19	130.2	130.2	-
14-Aug-19	126.8	128.3	-
31-Jul-19	126.2	127.8	-
17-Jul-19	126.2	127.8	-
3-Jul-19	128.7	130.3	-
19-Jun-19	128.7	130.3	-
5-Jun-19	128.7	130.3	-
21-May-19	128.7	130.3	-
8-May-19	129.2	129.2	-
24-Apr-19	128.7	130.3	-
10-Apr-19	125.1	128.2	-
27-Mar-19	120.3	122.9	-
13-Mar-19	120.3	122.9	-
27-Feb-19	120.3	122.9	-
13-Feb-19	118.2	120.8	-
30-Jan-19	116.1	118.7	-
16-Jan-19	116.1	118.7	-
2-Jan-19	120.8	124.0	-
Dec '18	127.1	130.3	-
Nov '18	134.5	135.9	-
Oct '18	134.0	133.4	-
Sep '18	116.6	131.3	-
Aug '18	128.9	132.5	-
Jul '18	n/a	134.1	-
Jun '18	130.3	135.2	-
May '18	121.9	130.1	-
Apr '18	121.9	126.1	-
Mar '18	121.9	125.3	-
Feb '18	121.9	125.1	-
Jan '18	125.4	128.5	-
Dec '17	121.9	123.2	-
Nov '17	121.9	123.1	-
Oct '17	111.5	114.3	-
Sep '17	108.2	107.4	-
Aug '17	103.4	108.2	-
Jul '17	102.9	110.0	-
Jun '17	103.6	110.0	-
May '17	104.4	110.0	-
Apr '17	108.1	115.0	-
Mar '17	108.7	115.0	-
Feb '17	109.2	115.0	-
Jan '17	108.4	114.0	-

	Teslin		
	Furnace Oil	Arctic Stove Oil	Propane (500-gallon tank cost)
29-Jan-20	136.8	139.8	144.8
15-Jan-20	142.0	145.2	143.7
2-Jan-20	142.0	147.7	133.8
18-Dec-19	142.0	142.4	146.5
4-Dec-19	142.0	142.4	146.5
20-Nov-19	136.8	137.2	128.3
6-Nov-19	136.8	139.8	128.3
23-Oct-19	131.5	134.7	130.7
9-Oct-19	n/a	n/a	123.2
25-Sep-19	124.2	127.3	123.2
11-Sep-19	124.2	129.3	n/a
28-Aug-19	132.3	132.3	124.2
14-Aug-19	128.2	129.8	124.2
31-Jul-19	127.2	128.8	124.2
17-Jul-19	127.2	128.8	n/a
3-Jul-19	129.6	131.1	124.2
19-Jun-19	129.6	131.1	124.2
5-Jun-19	129.6	131.1	124.2
21-May-19	129.6	131.1	124.2
8-May-19	130.2	130.2	124.2
24-Apr-19	129.6	131.1	124.2
10-Apr-19	125.8	128.9	124.2
27-Mar-19	121.7	119.7	124.2
13-Mar-19	121.7	119.7	124.2
27-Feb-19	121.7	119.7	119.0
13-Feb-19	119.6	119.7	119.0
30-Jan-19	117.5	119.7	119.0
16-Jan-19	117.5	119.7	119.0
2-Jan-19	122.2	130.2	119.0
Dec '18	128.9	131.8	115.7
Nov '18	135.9	138.6	117.1
Oct '18	135.4	134.4	115.5
Sep '18	118.7	121.8	113.2
Aug '18	128.9	132.1	111.3
Jul '18	n/a	n/a	109.0
Jun '18	131.0	134.2	109.0
May '18	122.6	125.8	122.1
Apr '18	122.6	125.8	121.6
Mar '18	122.6	125.8	123.5
Feb '18	122.6	125.8	129.2
Jan '18	126.1	128.8	129.2
Dec '17	122.6	121.8	124.5
Nov '17	122.6	121.5	120.2
Oct '17	112.2	112.8	117.7
Sep '17	107.8	107.0	108.4
Aug '17	101.7	105.3	108.9
Jul '17	101.2	105.3	99.9
Jun '17	101.8	105.3	97.1
May '17	102.7	105.3	95.9
Apr '17	106.3	110.0	107.9
Mar '17	107.0	110.0	112.8
Feb '17	107.5	110.0	120.7
Jan '17	106.7	107.9	114.7

Residential Heating Fuel Prices — Watson Lake

	Furnace Oil	Arctic Stove Oil	Propane (500-gallon tank cost)
29-Jan-20	139.9	145.0	144.8
15-Jan-20	145.2	148.3	143.7
2-Jan-20	145.2	152.9	133.8

18-Dec-19	145.2	147.7	146.5
4-Dec-19	145.2	147.7	146.5
20-Nov-19	139.9	142.4	128.3
6-Nov-19	139.9	145.0	128.3
23-Oct-19	134.7	137.8	130.7
9-Oct-19	n/a	n/a	123.2
25-Sep-19	127.3	130.5	123.2
11-Sep-19	127.3	130.5	n/a
28-Aug-19	n/a	n/a	124.2
14-Aug-19	127.3	130.5	124.2
31-Jul-19	127.3	130.5	124.2
17-Jul-19	127.3	130.5	n/a
3-Jul-19	128.1	131.3	124.2
19-Jun-19	128.1	131.3	124.2
5-Jun-19	128.1	131.3	124.2
21-May-19	128.1	131.3	124.2
8-May-19	n/a	n/a	124.2
24-Apr-19	128.1	131.3	124.2
10-Apr-19	125.0	128.1	124.2
27-Mar-19	125.0	128.1	124.2
13-Mar-19	125.0	128.1	124.2
27-Feb-19	125.0	128.1	119.0
13-Feb-19	120.8	123.9	119.0
30-Jan-19	116.6	119.7	119.0
16-Jan-19	116.6	119.7	119.0
2-Jan-19	116.6	119.7	119.0

	Furnace Oil	Arctic Stove Oil	Propane (500-gallon tank cost)
Dec '18	127.1	130.2	115.7
Nov '18	135.5	138.6	117.1
Oct '18	135.5	138.6	115.5
Sep '18	n/a	n/a	113.2
Aug '18	128.1	131.3	111.3
Jul '18	n/a	n/a	109.0
Jun '18	130.2	133.4	109.0
May '18	121.8	125.0	122.1
Apr '18	121.8	125.0	121.6
Mar '18	121.8	125.0	123.5
Feb '18	121.8	125.0	129.2
Jan '18	125.3	128.9	129.2

Dec '17	121.8	126.1	124.5
Nov '17	121.8	126.1	120.2
Oct '17	111.4	116.1	117.7
Sep '17	109.1	108.2	108.4
Aug '17	104.0	104.5	108.9
Jul '17	103.4	104.5	99.9
Jun '17	104.1	104.5	97.1
May '17	104.9	104.5	95.9
Apr '17	108.6	109.2	107.9
Mar '17	109.2	109.2	112.8
Feb '17	109.7	109.2	120.7
Jan '17	108.9	107.1	114.7

Next release: February 27, 2020