



Yukon Fuel Price Survey May 2020

Retail Motor Fuel Prices in Yukon

Average Prices as of May 20, 2020

	Self-serve			% Change May 21, 2019 to May 20, 2020		
	regular	premium	diesel	regular	premium	diesel
Whitehorse	104.1	112.5	118.7	-24.2%	-23.9%	-15.5%
Beaver Creek	138.9	159.9	154.9	-12.6%	-5.9%	-8.8%
Burwash Landing	105.9	113.9	129.9	-20.3%	-20.3%	-7.1%
Carcross	115.9	-	129.9	-21.6%	-	-16.1%
Carmacks	108.9	118.9	121.4	-28.8%	-25.9%	-21.6%
Dawson City	121.0	128.0	128.0	-25.0%	-24.0%	-22.1%
Destruction Bay	n/a	n/a	n/a	n/a	n/a	n/a
Eagle Plains	170.0	-	145.0	3.0%	-	-9.4%
Faro	112.9	-	120.9	-26.6%	-	-22.5%
Haines Junction	106.4	114.6	126.2	-24.6%	-23.0%	-13.5%
Jake's Corner	104.9	n/a	119.9	-23.9%	n/a	-16.1%
Mayo	n/a	-	n/a	n/a	-	n/a
Pelly Crossing	109.9	140.9	104.9	-27.6%	-10.8%	-28.6%
Ross River	102.9	-	121.9	-30.4%	-	-20.8%
Stewart Crossing	n/a	n/a	n/a	n/a	n/a	n/a
Teslin	109.9	119.9	129.9	-22.6%	n/a	-12.8%
Watson Lake	111.4	110.9	117.9	-19.5%	-25.5%	-16.9%

As of May 20, 2020, average **regular self-serve** gasoline prices ranged from 102.9¢ per litre in Ross River to 170.0¢ per litre in Eagle Plains; a difference of 67.1¢. In communities offering **premium self-serve** gasoline, prices ranged from 110.9¢ in Watson Lake to 159.9¢ in Beaver Creek; a difference of 49.0¢. **Diesel self-serve** prices ranged from 104.9¢ in Pelly Crossing to 154.9¢ in Beaver Creek; a difference of 50.0¢ per litre.

Comparing May 20, 2020 to May 21, 2019, **regular self-serve** gasoline prices decreased in all Yukon communities where prices were available with the exception of Eagle Plains. **Diesel self-serve** prices decreased in all Yukon communities where prices were available.

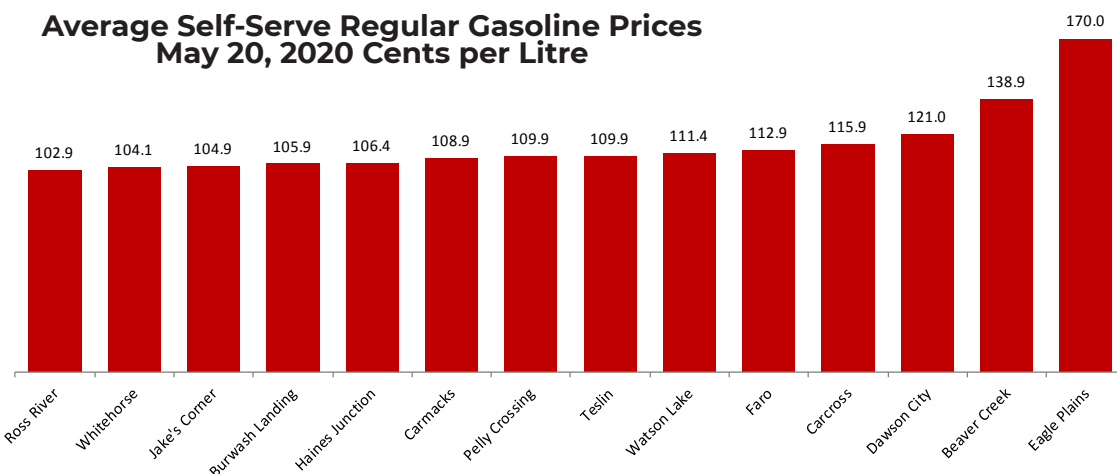
	Full-serve				% Change May 21, 2019 to May 20, 2020			
	regular	premium	diesel	propane	regular	premium	diesel	propane
Whitehorse	104.9	110.4	119.2	104.2	-23.9%	-26.4%	-15.4%	3.2%
Dawson City	-	-	-	n/a	-	-	-	n/a
Destruction Bay	-	-	-	n/a	-	-	-	n/a
Eagle Plains	-	-	-	144.0	-	-	-	2.9%
Teslin	-	-	-	110.0	-	-	-	0.0%
Watson Lake	-	-	-	112.9	-	-	-	n/a

In communities offering **full-serve propane** fuel services, prices ranged from 104.2¢ per litre in Whitehorse to 144.0¢ per litre in Eagle Plains; a difference of 39.8¢. Year-over-year, prices of full-serve propane increased in Whitehorse and Eagle Plains; remained the same in Teslin; and were unavailable for Dawson City, Destruction Bay and Watson Lake.

Notes:

All prices are Canadian cents per litre, including all applicable taxes.
 "n/a" indicates this information was not available for the reporting period.
 "-" Indicates this service was not available in this community at this time.

Average Self-Serve Regular Gasoline Prices May 20, 2020 Cents per Litre



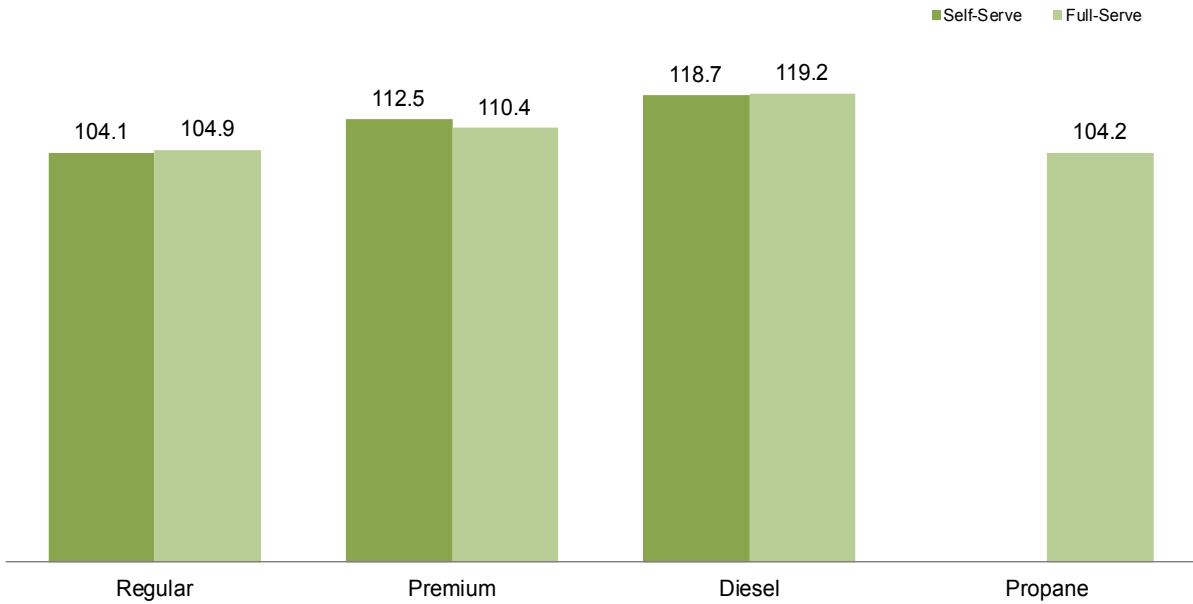
The prices for Destruction Bay, Mayo and Stewart Crossing were unavailable.

Retail Motor Fuel Prices — Whitehorse

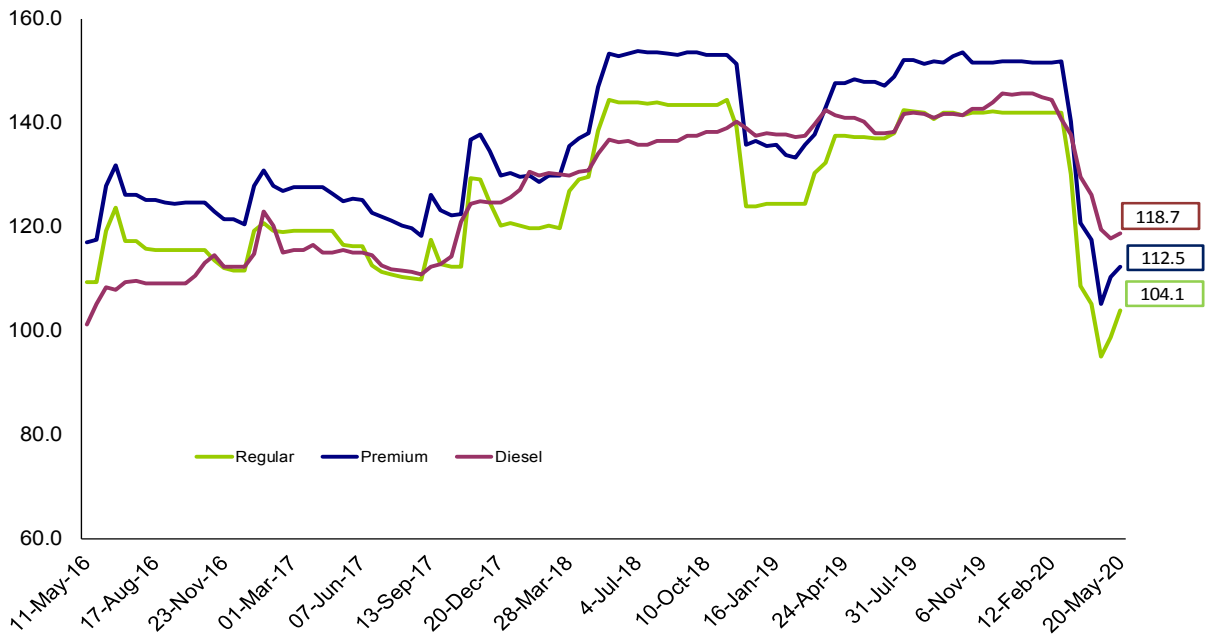
	Self-serve			Full-serve			
	regular	premium	diesel	regular	premium	diesel	propane
20-May-20	104.1	112.5	118.7	104.9	110.4	119.2	104.2
6-May-20	98.8	110.5	117.9	101.9	111.9	115.2	103.6
22-Apr-20	95.2	105.2	119.5	95.9	105.9	112.9	102.2
8-Apr-20	105.3	117.5	126.2	105.9	126.4	133.4	102.2
25-Mar-20	108.8	120.7	129.6	110.6	126.4	136.9	103.2
11-Mar-20	130.2	140.4	137.8	129.6	144.6	139.9	103.3
26-Feb-20	142.0	151.8	140.8	142.6	153.2	142.2	106.9
12-Feb-20	142.0	151.7	144.5	142.6	153.2	145.2	106.6
29-Jan-20	142.1	151.7	144.9	142.6	153.2	145.2	106.6
15-Jan-20	142.1	151.7	145.6	142.6	153.2	145.2	106.9
2-Jan-20	142.1	151.8	145.8	142.6	153.2	146.6	106.9
18-Dec-19	142.1	151.8	145.4	142.9	153.6	146.9	106.2
4-Dec-19	142.1	151.8	145.6	142.9	153.6	146.9	106.2
20-Nov-19	142.2	151.7	144.0	142.9	153.4	144.9	105.9
6-Nov-19	142.1	151.7	142.8	142.9	153.4	142.2	103.9
23-Oct-19	142.1	151.6	142.7	142.9	153.4	142.2	102.9
9-Oct-19	141.4	153.5	141.6	142.9	153.6	142.2	102.9
25-Sep-19	142.0	152.9	141.8	142.9	153.9	143.9	101.2
11-Sep-19	142.0	151.7	141.8	142.9	153.4	142.2	100.4
28-Aug-19	140.8	151.9	141.0	142.9	153.9	142.9	100.9
14-Aug-19	141.9	151.5	141.7	142.9	153.9	142.9	101.1
31-Jul-19	142.2	152.1	142.0	142.9	153.4	142.2	101.1
17-Jul-19	142.4	152.1	141.8	142.9	153.4	140.6	101.1
3-Jul-19	138.1	149.0	138.3	139.6	151.8	138.9	101.1
19-Jun-19	137.0	147.1	138.0	136.6	148.8	138.2	100.3
5-Jun-19	137.2	147.9	138.1	137.9	150.1	139.6	101.0
21-May-19	137.4	147.9	140.4	137.9	150.1	140.9	101.0
8-May-19	137.4	148.4	141.1	137.9	150.1	140.9	101.9
Apr '19	137.5	147.8	141.3	137.9	149.9	141.4	100.9
Mar '19	131.5	140.5	141.1	132.9	143.6	142.4	100.1
Feb '19	124.6	134.6	137.4	124.9	136.3	138.5	99.3
Jan '19	124.5	135.1	137.9	124.9	137.4	138.9	99.9
Dec '18	124.0	136.3	138.3	124.3	139.6	138.1	102.4
Nov '18	141.9	152.3	139.7	142.4	152.1	138.8	102.4
Oct '18	143.6	153.2	138.3	143.9	152.9	136.9	101.1
Sep '18	143.5	153.7	137.6	144.9	152.9	137.9	100.4
Aug '18	143.7	153.3	136.6	144.9	152.9	137.9	100.2
Jul '18	143.9	153.7	135.9	144.9	152.4	136.6	99.7
Jun '18	144.0	153.2	136.5	144.9	153.9	137.1	102.6
May '18	141.6	150.1	135.5	142.4	150.3	135.6	100.7
Apr '18	129.5	137.7	130.8	129.9	137.9	130.9	100.4
Mar '18	123.4	132.8	130.1	123.9	133.4	130.9	101.8
Feb '18	120.1	129.4	130.2	120.9	129.9	131.4	102.2
Jan '18	120.3	130.0	127.8	120.6	131.7	127.9	103.6
Dec '17	122.6	132.4	124.8	124.1	133.6	126.2	102.3
Nov '17	129.3	137.3	124.8	129.8	137.8	122.9	101.6
Oct '17	112.4	122.4	117.7	112.9	124.2	116.2	100.2
Sep '17	115.3	124.7	112.7	116.4	126.4	114.0	98.5
Aug '17	110.2	119.4	111.4	109.8	120.8	112.1	97.0
Jul '17	111.2	121.7	112.3	111.3	123.7	113.1	97.9
Jun '17	114.5	124.1	114.9	115.1	125.1	115.1	98.2
May '17	116.5	125.3	115.3	116.9	126.2	114.9	93.6

Retail Motor Fuel Prices — Whitehorse

Average Fuel Prices, as of May 20, 2020
(cents per litre)



Average Self-Serve Bi-weekly Fuel Prices,
May 2016 - May 2020
(cents per litre)



Retail Motor Fuel Prices - Beaver Creek & Burwash Landing

	Beaver Creek Self-serve		
	regular	premium	diesel
20-May-20	138.9	159.9	154.9
6-May-20	138.0	159.0	154.0
22-Apr-20	138.0	159.0	154.0
8-Apr-20	138.9	169.9	154.9
25-Mar-20	148.9	169.9	164.9
11-Mar-20	158.9	169.9	174.9
26-Feb-20	158.9	169.9	174.9
12-Feb-20	158.9	169.9	174.9
29-Jan-20	158.9	169.9	174.9
15-Jan-20	158.9	169.9	174.9
2-Jan-20	158.9	169.9	174.9

18-Dec-19	158.9	169.9	174.9
4-Dec-19	158.9	169.9	174.9
20-Nov-19	157.9	169.9	165.9
6-Nov-19	157.9	169.9	165.9
23-Oct-19	157.2	169.9	162.6
9-Oct-19	157.0	169.0	165.0
25-Sep-19	156.9	160.0	160.6
11-Sep-19	157.2	169.9	160.9
28-Aug-19	157.2	169.9	160.9
14-Aug-19	157.2	169.9	160.9
31-Jul-19	157.2	169.9	160.9
17-Jul-19	157.2	169.9	160.9
3-Jul-19	157.2	169.9	160.9
19-Jun-19	157.2	162.9	158.6
5-Jun-19	157.2	169.9	160.9
21-May-19	158.9	169.9	169.9
8-May-19	158.9	169.9	169.9

Apr '19	154.9	169.9	169.9
Mar '19	149.9	169.9	169.9
Feb '19	147.4	169.9	169.9
Jan '19	149.9	166.6	166.6

Dec '18	154.9	169.9	169.9
Nov '18	159.9	169.9	164.9
Oct '18	158.8	169.9	157.8
Sep '18	158.0	169.9	157.0
Aug '18	157.6	169.9	150.9
Jul '18	157.6	169.9	148.6
Jun '18	158.9	169.9	148.6
May '18	151.1	159.9	147.6
Apr '18	144.9	159.9	159.9
Mar '18	144.9	159.9	159.9
Feb '18	144.9	159.9	159.9
Jan '18	144.9	159.9	159.9

Dec '17	141.2	159.9	153.7
Nov '17	137.4	159.9	144.9
Oct '17	137.2	159.9	142.3
Sep '17	136.9	159.9	139.6
Aug '17	138.8	159.9	139.5
Jul '17	133.6	159.9	137.9
Jun '17	133.5	159.9	137.5
May '17	130.5	159.9	137.6

	Burwash Landing Self-serve		
	regular	premium	diesel
20-May-20	105.9	113.9	129.9
6-May-20	105.9	113.9	129.9
22-Apr-20	n/a	n/a	n/a
8-Apr-20	n/a	n/a	n/a
25-Mar-20	n/a	n/a	n/a
11-Mar-20	142.9	152.9	142.9
26-Feb-20	142.9	n/a	n/a
12-Feb-20	n/a	n/a	n/a
29-Jan-20	142.9	152.9	142.9
15-Jan-20	142.9	152.9	142.9
2-Jan-20	n/a	n/a	n/a

18-Dec-19	n/a	n/a	n/a
4-Dec-19	142.9	152.9	142.9
20-Nov-19	n/a	n/a	n/a
6-Nov-19	142.9	152.9	142.9
23-Oct-19	142.9	152.9	142.9
9-Oct-19	142.9	152.9	142.9
25-Sep-19	142.9	152.9	142.9
11-Sep-19	142.9	152.9	142.9
28-Aug-19	142.9	152.9	142.9
14-Aug-19	142.9	152.9	142.9
31-Jul-19	n/a	n/a	n/a
17-Jul-19	142.9	152.9	142.9
3-Jul-19	137.9	147.9	139.9
19-Jun-19	132.9	142.9	139.9
5-Jun-19	132.9	142.9	139.9
21-May-19	132.9	142.9	139.9
8-May-19	n/a	n/a	n/a

Apr '19	n/a	n/a	n/a
Mar '19	126.0	136.0	138.9
Feb '19	126.0	136.0	138.9
Jan '19	133.5	144.5	138.9

Dec '18	140.9	152.9	138.9
Nov '18	147.9	157.9	138.4
Oct '18	147.9	157.9	138.9
Sep '18	n/a	n/a	n/a
Aug '18	145.9	155.9	138.2
Jul '18	144.9	154.9	137.9
Jun '18	144.9	154.9	137.9
May '18	137.4	147.4	131.9
Apr '18	129.9	139.9	135.9
Mar '18	127.9	137.9	131.9
Feb '18	129.9	139.9	127.9
Jan '18	129.9	139.9	127.9

Dec '17	129.9	139.9	127.9
Nov '17	129.9	139.9	127.9
Oct '17	120.9	130.9	118.9
Sep '17	120.9	130.9	118.9
Aug '17	120.9	130.9	118.9
Jul '17	120.9	130.9	118.9
Jun '17	120.9	130.9	118.9
May '17	120.9	130.9	118.9

Retail Motor Fuel Prices — Carcross & Carmacks

	Carcross Self-serve		
	regular	premium	diesel
20-May-20	115.9	-	129.9
6-May-20	105.9	-	129.9
22-Apr-20	105.9	-	129.9
8-Apr-20	119.9	-	129.9
25-Mar-20	144.9	-	149.9
11-Mar-20	152.9	-	157.9
26-Feb-20	152.9	-	157.9
12-Feb-20	152.9	-	157.9
29-Jan-20	152.9	-	157.9
15-Jan-20	152.9	-	157.9
2-Jan-20	152.9	-	157.9

18-Dec-19	152.9	-	157.9
4-Dec-19	152.9	-	157.9
20-Nov-19	152.9	-	157.9
6-Nov-19	152.9	-	157.9
23-Oct-19	149.9	-	154.9
9-Oct-19	149.9	-	154.9
25-Sep-19	149.9	-	154.9
11-Sep-19	149.9	-	154.9
28-Aug-19	149.9	-	154.9
14-Aug-19	149.9	-	154.9
31-Jul-19	149.9	-	154.9
17-Jul-19	149.9	-	154.9
3-Jul-19	149.9	-	154.9
19-Jun-19	147.9	-	154.9
5-Jun-19	147.9	-	154.9
21-May-19	147.9	-	154.9
8-May-19	147.9	-	154.9

Apr '19	147.9	-	154.9
Mar '19	139.9	-	149.9
Feb '19	134.9	-	149.9
Jan '19	134.9	-	149.9

Dec '18	134.9	-	149.9
Nov '18	152.4	-	154.9
Oct '18	154.9	-	154.9
Sep '18	154.9	-	154.9
Aug '18	154.9	-	154.9
Jul '18	154.9	-	154.9
Jun '18	154.9	-	152.4
May '18	149.9	-	149.9
Apr '18	138.9	-	144.9
Mar '18	132.9	-	141.9
Feb '18	131.4	-	142.4
Jan '18	129.9	-	137.3

Dec '17	137.5	-	143.5
Nov '17	136.5	-	136.5
Oct '17	124.0	-	125.0
Sep '17	126.5	-	127.5
Aug '17	122.0	-	122.0
Jul '17	124.4	-	124.4
Jun '17	128.4	-	126.9
May '17	129.9	-	129.9

	Carmacks Self-serve		
	regular	premium	diesel
20-May-20	108.9	118.9	121.4
6-May-20	108.9	118.9	121.4
22-Apr-20	99.9	114.9	123.9
8-Apr-20	119.9	129.9	129.9
25-Mar-20	129.9	139.9	139.9
11-Mar-20	146.4	156.4	159.9
26-Feb-20	152.9	162.9	159.9
12-Feb-20	152.9	162.9	159.9
29-Jan-20	152.9	162.9	167.9
15-Jan-20	152.9	162.9	167.9
2-Jan-20	152.9	162.9	161.9

18-Dec-19	152.9	162.9	155.9
4-Dec-19	152.9	162.9	155.9
20-Nov-19	152.9	162.9	155.9
6-Nov-19	152.9	162.9	155.9
23-Oct-19	152.9	162.9	155.9
9-Oct-19	152.9	162.9	155.9
25-Sep-19	152.9	162.9	155.9
11-Sep-19	152.9	162.9	155.9
28-Aug-19	152.9	162.9	155.9
14-Aug-19	152.9	162.9	155.9
31-Jul-19	152.9	162.9	155.9
17-Jul-19	152.9	162.9	155.9
3-Jul-19	152.9	162.9	155.9
19-Jun-19	152.9	160.4	154.9
5-Jun-19	152.9	160.4	154.9
21-May-19	152.9	160.4	154.9
8-May-19	152.9	160.4	154.9

Apr '19	147.2	157.2	151.9
Mar '19	134.9	144.9	146.9
Feb '19	129.9	139.9	142.4
Jan '19	129.9	139.9	144.6

Dec '18	133.4	146.7	152.2
Nov '18	149.9	162.4	155.9
Oct '18	154.9	164.9	152.4
Sep '18	154.9	163.7	153.4
Aug '18	158.2	166.6	151.4
Jul '18	157.4	162.4	149.7
Jun '18	153.7	157.4	147.9
May '18	149.9	154.4	146.4
Apr '18	139.9	152.2	141.4
Mar '18	130.9	145.4	140.4
Feb '18	130.9	145.4	140.4
Jan '18	133.9	146.9	139.7

Dec '17	139.9	149.9	137.9
Nov '17	132.4	142.4	134.4
Oct '17	124.9	137.2	129.9
Sep '17	129.9	138.2	128.9
Aug '17	119.9	130.9	124.1
Jul '17	119.9	128.7	121.2
Jun '17	124.9	134.9	127.4
May '17	124.9	132.4	127.4

Retail Motor Fuel Prices — Dawson City & Destruction Bay

	Dawson City Self-serve			Full-serve propane
	regular	premium	diesel	
20-May-20	121.0	128.0	128.0	n/a
6-May-20	108.2	128.5	126.0	n/a
22-Apr-20	119.9	119.9	144.9	n/a
8-Apr-20	115.9	122.9	144.5	n/a
25-Mar-20	138.6	141.9	144.8	n/a
11-Mar-20	148.2	152.6	150.8	n/a
26-Feb-20	148.8	155.8	159.8	n/a
12-Feb-20	150.9	156.8	155.8	n/a
29-Jan-20	149.8	156.8	168.5	n/a
15-Jan-20	152.8	159.8	170.5	n/a
2-Jan-20	149.5	158.6	155.8	n/a

18-Dec-19	152.6	164.3	157.8	135.0
4-Dec-19	152.8	164.7	158.9	135.0
20-Nov-19	157.2	164.7	165.2	135.0
6-Nov-19	152.8	164.7	155.8	135.0
23-Oct-19	157.9	163.9	157.9	135.0
9-Oct-19	150.1	164.9	149.4	135.0
25-Sep-19	158.9	164.9	155.8	135.0
11-Sep-19	158.9	164.9	155.8	135.0
28-Aug-19	149.4	164.9	148.9	135.0
14-Aug-19	160.9	168.4	155.2	135.0
31-Jul-19	153.9	168.4	151.0	135.0
17-Jul-19	159.9	167.4	160.2	135.0
3-Jul-19	151.0	166.1	150.8	135.0
19-Jun-19	158.3	164.8	158.4	135.0
5-Jun-19	152.7	169.4	154.1	135.0
21-May-19	161.4	168.4	164.4	135.0
8-May-19	153.4	168.4	157.4	135.0

Apr '19	150.7	168.4	155.9	n/a
Mar '19	141.4	158.2	154.3	n/a
Feb '19	138.3	153.4	150.2	n/a
Jan '19	136.1	151.8	148.1	n/a

Dec '18	139.0	169.5	151.0	n/a
Nov '18	155.4	173.0	154.2	135.0
Oct '18	154.6	172.0	151.8	135.0
Sep '18	154.6	172.0	151.2	135.0
Aug '18	154.6	171.4	150.6	135.0
Jul '18	154.6	172.0	150.5	135.0
Jun '18	154.6	172.0	150.3	135.0
May '18	153.3	163.4	149.7	135.0
Apr '18	142.6	152.7	142.2	135.0
Mar '18	130.7	149.5	138.8	n/a
Feb '18	133.6	148.2	139.9	135.0
Jan '18	130.9	146.5	134.8	135.0

Dec '17	134.0	151.1	135.0	135.0
Nov '17	140.9	148.7	145.8	135.0
Oct '17	134.7	143.2	136.3	135.0
Sep '17	136.2	144.7	135.9	135.0
Aug '17	129.7	136.5	131.7	135.0
Jul '17	131.0	138.2	134.2	135.0
Jun '17	134.2	140.2	134.9	135.0
May '17	135.7	141.7	137.8	135.0

	Destruction Bay Self-serve			Full-serve propane
	regular	premium	diesel	
20-May-20	n/a	n/a	n/a	n/a
6-May-20	n/a	n/a	n/a	n/a
22-Apr-20	n/a	n/a	n/a	n/a
8-Apr-20	n/a	n/a	n/a	n/a
25-Mar-20	n/a	n/a	n/a	n/a
11-Mar-20	142.9	158.9	150.9	136.9
26-Feb-20	n/a	n/a	n/a	n/a
12-Feb-20	142.9	158.9	149.9	136.9
29-Jan-20	142.9	158.9	155.9	136.9
15-Jan-20	142.9	158.9	157.9	136.9
2-Jan-20	n/a	n/a	n/a	n/a

18-Dec-19	143.9	159.9	162.9	136.9
4-Dec-19	n/a	n/a	n/a	n/a
20-Nov-19	141.9	157.9	156.9	136.9
6-Nov-19	n/a	n/a	n/a	n/a
23-Oct-19	n/a	n/a	n/a	n/a
9-Oct-19	141.9	157.9	152.9	136.9
25-Sep-19	144.9	158.9	147.9	136.9
11-Sep-19	139.9	153.9	139.9	136.9
28-Aug-19	138.9	152.9	140.9	138.9
14-Aug-19	142.9	156.9	142.9	136.9
31-Jul-19	144.9	158.9	144.9	136.9
17-Jul-19	148.9	162.9	142.9	136.9
3-Jul-19	143.9	156.9	140.9	136.9
19-Jun-19	n/a	n/a	n/a	n/a
5-Jun-19	149.9	162.9	147.9	136.9
21-May-19	150.9	163.9	149.9	136.9
8-May-19	n/a	n/a	n/a	n/a

Apr '19	n/a	n/a	n/a	n/a
Mar '19	140.9	153.9	149.9	136.9
Feb '19	130.9	143.9	144.9	136.9
Jan '19	133.6	146.6	148.6	136.9

Dec '18	142.9	155.9	156.9	138.5
Nov '18	145.9	158.9	154.4	140.0
Oct '18	153.4	166.4	157.4	138.5
Sep '18	155.9	168.9	150.9	136.9
Aug '18	153.2	166.2	148.9	136.9
Jul '18	154.4	167.4	149.9	136.9
Jun '18	155.4	163.4	153.9	136.9
May '18	154.4	166.9	149.9	140.0
Apr '18	150.4	160.4	145.4	135.0
Mar '18	139.4	152.4	144.9	126.9
Feb '18	135.9	148.9	146.9	126.9
Jan '18	135.2	148.6	147.9	126.9

Dec '17	132.9	145.9	144.4	126.9
Nov '17	137.4	150.4	143.4	126.9
Oct '17	129.9	142.9	137.9	126.9
Sep '17	128.9	141.9	127.9	126.9
Aug '17	128.4	140.9	124.4	126.9
Jul '17	123.4	134.9	119.9	126.9
Jun '17	120.9	132.9	122.9	126.9
May '17	127.9	137.9	125.9	128.5

Retail Motor Fuel Prices — Eagle Plains & Faro

	Eagle Plains Self-Serve			Full-serve propane		Faro Self-Serve		
	regular	premium	diesel			regular	premium	diesel
20-May-20	170.0	-	145.0	144.0	20-May-20	112.9	-	120.9
6-May-20	170.0	-	145.0	144.0	6-May-20	109.9	-	120.9
22-Apr-20	170.0	-	145.0	144.0	22-Apr-20	109.9	-	130.9
8-Apr-20	170.0	-	145.0	144.0	8-Apr-20	119.9	-	130.9
25-Mar-20	170.0	-	166.0	144.0	25-Mar-20	130.9	-	147.9
11-Mar-20	170.0	-	166.0	144.0	11-Mar-20	140.9	-	147.9
26-Feb-20	170.0	-	166.0	144.0	26-Feb-20	n/a	-	n/a
12-Feb-20	170.0	-	166.0	144.0	12-Feb-20	153.9	-	156.9
29-Jan-20	170.0	-	161.0	144.0	29-Jan-20	154.9	-	157.9
15-Jan-20	170.0	-	161.0	140.0	15-Jan-20	154.9	-	157.9
2-Jan-20	170.0	-	161.0	144.0	2-Jan-20	n/a	-	n/a
18-Dec-19	170.0	-	161.0	144.0	18-Dec-19	154.9	-	157.9
4-Dec-19	170.0	-	161.0	140.0	4-Dec-19	154.3	-	157.3
20-Nov-19	170.0	-	161.0	140.0	20-Nov-19	154.3	-	157.3
6-Nov-19	170.0	-	166.0	144.0	6-Nov-19	154.3	-	157.3
23-Oct-19	170.0	-	161.0	144.0	23-Oct-19	154.3	-	157.3
9-Oct-19	170.0	-	161.0	144.0	9-Oct-19	154.3	-	157.3
25-Sep-19	170.0	-	161.0	144.0	25-Sep-19	154.3	-	157.3
11-Sep-19	170.0	-	161.0	144.0	11-Sep-19	154.3	-	157.3
28-Aug-19	170.0	-	166.0	144.0	28-Aug-19	154.3	-	157.3
14-Aug-19	170.0	-	161.0	144.0	14-Aug-19	n/a	-	n/a
31-Jul-19	170.0	-	161.0	144.0	31-Jul-19	n/a	-	n/a
17-Jul-19	170.0	-	161.0	144.0	17-Jul-19	154.3	-	157.3
3-Jul-19	170.0	-	166.0	144.0	3-Jul-19	154.3	-	157.3
19-Jun-19	165.0	-	160.0	140.0	19-Jun-19	149.9	-	151.9
5-Jun-19	165.0	-	160.0	140.0	5-Jun-19	149.9	-	151.9
21-May-19	165.0	-	160.0	140.0	21-May-19	153.9	-	155.9
8-May-19	165.0	-	160.0	140.0	8-May-19	153.9	-	155.9
Apr '19	165.0	-	157.5	140.0	Apr '19	146.9	-	150.9
Mar '19	165.0	-	155.0	140.0	Mar '19	135.9	-	147.4
Feb '19	165.0	-	155.0	140.0	Feb '19	130.9	-	145.9
Jan '19	165.0	-	155.0	140.0	Jan '19	130.9	-	145.9
Dec '18	155.0	-	155.0	140.0	Dec '18	138.4	-	152.7
Nov '18	155.0	-	155.0	140.0	Nov '18	154.9	-	142.5
Oct '18	160.0	-	157.5	140.0	Oct '18	154.9	-	142.5
Sep '18	165.0	-	155.0	140.0	Sep '18	154.9	-	142.5
Aug '18	161.7	-	155.0	140.0	Aug '18	158.2	-	147.2
Jul '18	160.0	-	155.0	140.0	Jul '18	154.9	-	152.5
Jun '18	n/a	-	n/a	n/a	Jun '18	153.9	-	153.5
May '18	n/a	-	n/a	n/a	May '18	151.9	-	150.5
Apr '18	n/a	-	n/a	n/a	Apr '18	139.9	-	145.5
Mar '18	145.0	-	150.0	140.0	Mar '18	134.5	-	142.9
Feb '18	145.0	-	150.0	140.0	Feb '18	134.7	-	138.9
Jan '18	145.0	-	143.3	140.0	Jan '18	138.0	-	134.8
Dec '17	145.0	-	142.5	140.0	Dec '17	139.9	-	134.5
Nov '17	145.0	-	142.5	140.0	Nov '17	n/a	-	n/a
Oct '17	145.0	-	140.0	140.0	Oct '17	n/a	-	n/a
Sep '17	145.0	-	140.0	140.0	Sep '17	128.2	-	129.9
Aug '17	145.0	-	143.3	140.0	Aug '17	127.9	-	132.9
Jul '17	145.0	-	142.5	140.0	Jul '17	127.0	-	127.0
Jun '17	145.0	-	142.5	140.0	Jun '17	127.9	-	132.9
May '17	145.0	-	145.0	140.0	May '17	127.9	-	132.9

Retail Motor Fuel Prices — Haines Junction

	Self-serve			Full-serve
	regular	premium	diesel	propane
20-May-20	106.4	114.6	126.2	-
6-May-20	101.4	107.9	127.4	-
22-Apr-20	107.4	107.9	131.2	-
8-Apr-20	114.9	117.6	138.2	-
25-Mar-20	126.6	132.9	144.6	-
11-Mar-20	137.9	143.2	143.9	-
26-Feb-20	147.6	155.9	150.6	-
12-Feb-20	146.9	155.9	150.7	-
29-Jan-20	145.9	155.9	150.9	-
15-Jan-20	147.6	155.9	150.6	n/a
2-Jan-20	147.6	155.9	150.6	n/a
18-Dec-19	147.6	155.9	149.9	n/a
4-Dec-19	147.6	155.9	149.2	n/a
20-Nov-19	147.6	155.9	149.2	n/a
6-Nov-19	147.6	155.9	148.2	n/a
23-Oct-19	147.6	155.9	148.2	n/a
9-Oct-19	146.9	n/a	146.9	n/a
25-Sep-19	147.4	155.9	147.9	n/a
11-Sep-19	147.6	155.9	148.2	n/a
28-Aug-19	147.4	155.9	147.9	n/a
14-Aug-19	147.6	155.9	148.2	n/a
31-Jul-19	147.6	155.9	148.2	n/a
17-Jul-19	147.6	155.9	148.2	n/a
3-Jul-19	144.2	153.4	144.9	n/a
19-Jun-19	142.3	155.4	144.5	n/a
5-Jun-19	142.3	150.9	144.5	n/a
21-May-19	141.2	148.9	145.9	n/a
8-May-19	140.4	150.9	146.4	n/a
Apr '19	141.2	150.9	146.9	n/a
Mar '19	133.6	139.2	140.8	n/a
Feb '19	128.9	136.9	139.9	n/a
Jan '19	128.9	136.9	139.9	n/a
Dec '18	136.7	139.9	144.0	n/a
Nov '18	148.2	155.4	148.6	n/a
Oct '18	148.7	157.9	147.0	100.0
Sep '18	146.5	157.9	144.2	100.0
Aug '18	147.5	158.2	146.0	100.0
Jul '18	147.2	157.9	142.6	100.0
Jun '18	147.8	157.9	145.4	100.0
May '18	144.7	155.4	141.8	100.0
Apr '18	132.2	142.9	136.6	100.0
Mar '18	126.7	137.2	136.5	100.0
Feb '18	124.9	133.9	135.9	100.0
Jan '18	124.6	133.9	133.8	100.0
Dec '17	127.2	132.9	133.2	100.0
Nov '17	129.7	146.0	133.6	100.0
Oct '17	117.1	125.9	123.1	100.0
Sep '17	121.7	132.9	119.1	100.0
Aug '17	115.8	124.2	116.3	100.0
Jul '17	116.6	125.2	116.5	100.0
Jun '17	121.4	128.2	119.7	100.0
May '17	121.5	129.0	122.1	100.0

Retail Motor Fuel Prices — Jake's Corner

	Self-serve			Full-serve
	regular	premium	diesel	propane
20-May-20	104.9	n/a	119.9	-
6-May-20	104.9	114.9	119.9	-
22-Apr-20	95.9	n/a	n/a	-
8-Apr-20	105.9	n/a	n/a	-
25-Mar-20	105.9	n/a	n/a	-
11-Mar-20	129.9	n/a	n/a	-
26-Feb-20	142.9	153.9	151.9	-
12-Feb-20	142.9	153.9	151.9	-
29-Jan-20	142.9	153.9	151.9	-
15-Jan-20	142.9	153.9	151.9	-
2-Jan-20	142.9	153.9	151.9	-
18-Dec-19	142.9	153.9	151.9	-
4-Dec-19	142.9	153.9	151.9	-
20-Nov-19	142.9	153.9	151.9	-
6-Nov-19	142.9	153.9	151.9	-
23-Oct-19	144.9	154.9	151.9	-
9-Oct-19	149.9	154.9	151.9	-
25-Sep-19	n/a	n/a	n/a	-
11-Sep-19	149.9	154.9	142.9	-
28-Aug-19	n/a	n/a	n/a	-
14-Aug-19	n/a	n/a	n/a	-
31-Jul-19	142.9	156.0	147.9	-
17-Jul-19	142.9	156.0	147.9	-
3-Jul-19	142.9	156.0	147.9	-
19-Jun-19	137.9	151.0	142.9	-
5-Jun-19	137.9	151.0	142.9	-
21-May-19	137.9	151.0	142.9	-
8-May-19	137.9	151.0	142.9	-
Apr '19	137.9	151.0	144.4	-
Mar '19	132.9	145.0	145.9	-
Feb '19	127.9	137.9	143.0	-
Jan '19	127.9	137.9	143.0	-
Dec '18	127.9	137.9	143.0	n/a
Nov '18	144.9	155.9	141.7	n/a
Oct '18	147.8	155.9	141.4	n/a
Sep '18	147.8	155.9	141.4	n/a
Aug '18	147.8	155.9	137.9	n/a
Jul '18	147.8	155.9	137.9	n/a
Jun '18	147.8	155.9	137.9	n/a
May '18	145.3	151.4	137.9	n/a
Apr '18	132.8	140.9	132.9	n/a
Mar '18	n/a	n/a	n/a	n/a
Feb '18	n/a	n/a	n/a	n/a
Jan '18	n/a	n/a	n/a	n/a
Dec '17	n/a	n/a	n/a	n/a
Nov '17	n/a	n/a	n/a	n/a
Oct '17	n/a	n/a	n/a	n/a
Sep '17	n/a	n/a	n/a	n/a
Aug '17	112.8	126.8	113.8	115.0
Jul '17	112.8	126.8	113.8	107.5
Jun '17	116.8	129.8	116.8	115.0
May '17	118.3	129.8	118.3	107.5

Retail Motor Fuel Prices — Mayo

	Self-serve			Full-serve	
	regular	premium	diesel	regular	diesel
20-May-20	n/a	-	n/a	-	-
6-May-20	103.0	-	124.0	-	-
22-Apr-20	n/a	-	n/a	-	-
8-Apr-20	n/a	-	n/a	-	-
25-Mar-20	142.1	-	143.1	-	-
11-Mar-20	151.1	-	153.1	-	-
26-Feb-20	n/a	-	n/a	-	-
12-Feb-20	153.1	-	153.1	-	-
29-Jan-20	n/a	-	n/a	-	-
15-Jan-20	n/a	-	n/a	-	-
2-Jan-20	149.9	-	147.9	-	-
18-Dec-19	149.9	-	147.9	-	-
4-Dec-19	149.9	-	150.9	-	-
20-Nov-19	n/a	-	n/a	-	-
6-Nov-19	149.9	-	147.9	-	-
23-Oct-19	n/a	-	n/a	-	-
9-Oct-19	142.8	-	140.9	-	-
25-Sep-19	n/a	-	n/a	-	-
11-Sep-19	n/a	-	n/a	-	-
28-Aug-19	141.4	-	144.1	-	-
14-Aug-19	n/a	-	n/a	-	-
31-Jul-19	148.4	-	148.3	-	-
17-Jul-19	n/a	-	n/a	-	-
3-Jul-19	144.0	-	142.9	-	-
19-Jun-19	n/a	-	n/a	-	-
5-Jun-19	144.0	-	145.9	-	-
21-May-19	n/a	-	n/a	-	-
8-May-19	146.9	-	151.9	-	-
Apr '19	146.9	-	153.4	-	-
Mar '19	137.9	-	149.9	-	-
Feb '19	133.9	-	144.9	-	-
Jan '19	132.2	-	143.6	-	-
Dec '18	125.8	-	139.0	-	-
Nov '18	146.9	-	141.4	-	-
Oct '18	143.4	-	134.1	-	-
Sep '18	144.7	-	135.1	-	-
Aug '18	144.7	-	135.1	n/a	n/a
Jul '18	144.7	-	135.1	n/a	n/a
Jun '18	144.7	-	135.1	n/a	n/a
May '18	149.4	-	141.9	n/a	n/a
Apr '18	138.4	-	136.5	n/a	n/a
Mar '18	126.1	-	129.9	n/a	n/a
Feb '18	124.9	-	133.2	n/a	n/a
Jan '18	123.8	-	127.7	n/a	n/a
Dec '17	127.3	-	126.8	n/a	n/a
Nov '17	132.3	-	127.1	n/a	n/a
Oct '17	116.1	-	117.6	n/a	n/a
Sep '17	120.1	-	106.1	n/a	n/a
Aug '17	112.7	-	112.2	122.9	119.6
Jul '17	112.3	-	113.2	125.9	117.4
Jun '17	114.7	-	112.8	128.9	123.9
May '17	119.9	-	114.2	128.9	123.9

* Mayo full-serve station burnt down in early September 2017.

Retail Motor Fuel Prices — Pelly Crossing & Ross River

	Pelly Crossing Self-serve		
	regular	Premium	diesel
20-May-20	109.9	140.9	104.9
6-May-20	100.9	140.9	95.9
22-Apr-20	100.0	140.9	95.0
8-Apr-20	120.9	140.9	115.9
25-Mar-20	140.9	146.9	135.9
11-Mar-20	151.9	157.9	146.9
26-Feb-20	151.9	157.9	146.9
12-Feb-20	151.9	157.9	146.9
29-Jan-20	n/a	n/a	n/a
15-Jan-20	n/a	n/a	n/a
2-Jan-20	151.9	157.9	146.9
18-Dec-19	151.9	157.9	146.9
4-Dec-19	n/a	n/a	n/a
20-Nov-19	151.9	157.9	146.9
6-Nov-19	151.9	157.9	146.9
23-Oct-19	151.9	157.9	146.9
9-Oct-19	151.9	157.9	146.9
25-Sep-19	151.9	157.9	146.9
11-Sep-19	151.9	157.9	146.9
28-Aug-19	151.9	157.9	146.9
14-Aug-19	151.9	157.9	146.9
31-Jul-19	151.9	157.9	146.9
17-Jul-19	151.9	157.9	146.9
3-Jul-19	151.9	157.9	146.9
19-Jun-19	151.9	157.9	146.9
5-Jun-19	151.9	157.9	146.9
21-May-19	151.9	157.9	146.9
8-May-19	151.9	157.9	146.9
Apr '19	147.9	153.9	142.9
Mar '19	130.9	136.9	125.9
Feb '19	130.9	136.9	125.9
Jan '19	135.1	139.6	127.9
Dec '18	140.9	146.9	135.9
Nov '18	153.9	-	148.9
Oct '18	153.9	159.9	148.9
Sep '18	153.9	159.9	148.9
Aug '18	153.9	159.2	148.9
Jul '18	153.9	158.9	148.9
Jun '18	n/a	-	146.5
May '18	148.9	-	148.4
Apr '18	134.4	-	141.7
Mar '18	130.9	-	137.5
Feb '18	130.9	-	137.5
Jan '18	134.9	-	137.5
Dec '17	136.9	-	137.5
Nov '17	133.2	-	137.5
Oct '17	129.5	-	126.5
Sep '17	129.5	-	126.5
Aug '17	122.0	-	122.0
Jul '17	125.0	-	125.0
Jun '17	127.9	-	127.9
May '17	127.9	-	127.9

	Ross River Self-serve	
	regular	diesel
20-May-20	102.9	121.9
6-May-20	n/a	n/a
22-Apr-20	118.9	124.9
8-Apr-20	123.9	129.9
25-Mar-20	146.9	150.4
11-Mar-20	150.9	154.4
26-Feb-20	150.9	154.4
12-Feb-20	150.9	154.4
29-Jan-20	152.9	156.9
15-Jan-20	152.9	156.9
2-Jan-20	n/a	n/a
18-Dec-19	152.9	156.4
4-Dec-19	152.9	156.4
20-Nov-19	n/a	n/a
6-Nov-19	152.9	156.4
23-Oct-19	154.9	158.4
9-Oct-19	154.9	158.4
25-Sep-19	154.9	158.4
11-Sep-19	154.9	158.4
28-Aug-19	154.9	158.4
14-Aug-19	154.9	158.4
31-Jul-19	154.9	158.4
17-Jul-19	152.9	155.9
3-Jul-19	152.9	155.9
19-Jun-19	152.9	155.9
5-Jun-19	147.9	153.9
21-May-19	147.9	153.9
8-May-19	147.9	153.9
Apr '19	145.4	152.4
Mar '19	134.9	146.4
Feb '19	129.9	144.9
Jan '19	129.9	144.9
Dec '18	137.4	151.9
Nov '18	150.9	161.7
Oct '18	156.9	154.5
Sep '18	156.9	154.5
Aug '18	156.2	154.0
Jul '18	152.4	152.9
Jun '18	149.9	152.9
May '18	144.9	149.4
Apr '18	137.4	143.9
Mar '18	134.9	141.9
Feb '18	139.9	139.9
Jan '18	136.6	138.2
Dec '17	139.9	139.9
Nov '17	132.4	132.4
Oct '17	129.9	129.9
Sep '17	129.9	129.9
Aug '17	129.9	129.9
Jul '17	129.9	129.9
Jun '17	129.9	129.9
May '17	129.9	129.9

Retail Motor Fuel Prices — Stewart Crossing

	Self-Serve		
	regular	premium	diesel
20-May-20	n/a	n/a	n/a
6-May-20	n/a	n/a	n/a
22-Apr-20	n/a	n/a	n/a
8-Apr-20	n/a	n/a	n/a
25-Mar-20	n/a	n/a	n/a
11-Mar-20	n/a	n/a	n/a
26-Feb-20	152.9	158.9	155.9
12-Feb-20	152.9	158.9	155.9
29-Jan-20	152.9	158.9	155.9
15-Jan-20	152.9	158.9	155.9
2-Jan-20	152.9	158.9	155.9
18-Dec-19	152.9	158.9	155.9
4-Dec-19	152.9	158.9	150.9
20-Nov-19	152.9	158.9	150.9
6-Nov-19	152.9	158.9	150.9
23-Oct-19	152.9	158.9	150.9
9-Oct-19	n/a	n/a	n/a
25-Sep-19	152.9	158.9	150.9
11-Sep-19	152.9	158.9	150.9
28-Aug-19	152.9	158.9	150.9
14-Aug-19	152.9	158.9	150.9
31-Jul-19	152.9	158.9	150.9
17-Jul-19	152.9	158.9	150.9
3-Jul-19	152.9	158.9	151.5
19-Jun-19	147.9	153.9	145.9
5-Jun-19	147.9	153.9	145.9
21-May-19	147.9	153.9	145.9
8-May-19	n/a	n/a	n/a
Apr '19	147.9	148.9	149.9
Mar '19	134.9	140.9	145.9
Feb '19	134.9	140.9	145.9
Jan '19	134.9	140.9	145.9
Dec '18	134.9	140.9	148.4
Nov '18	152.4	158.4	150.9
Oct '18	154.9	160.9	150.9
Sep '18	154.9	160.9	150.9
Aug '18	154.9	160.9	150.9
Jul '18	154.9	160.9	150.9
Jun '18	154.9	160.9	150.9
May '18	152.4	158.4	148.4
Apr '18	139.9	145.9	139.9
Mar '18	130.4	136.9	139.9
Feb '18	130.9	136.9	139.9
Jan '18	130.9	133.6	137.6
Dec '17	134.4	139.4	132.9
Nov '17	139.9	145.9	132.9
Oct '17	122.9	128.9	126.4
Sep '17	129.9	132.4	119.9
Aug '17	120.9	126.9	119.9
Jul '17	121.9	127.9	122.9
Jun '17	125.4	131.4	123.4
May '17	126.9	132.9	123.9

Retail Motor Fuel Prices — Teslin

	Self-serve			Full-serve
	regular	premium	diesel	propane
20-May-20	109.9	119.9	129.9	110.0
6-May-20	109.9	119.9	129.9	110.0
22-Apr-20	109.9	119.9	129.9	110.0
8-Apr-20	109.9	119.9	129.9	110.0
25-Mar-20	133.9	141.9	139.9	110.0
11-Mar-20	145.4	156.9	150.4	110.0
26-Feb-20	146.9	156.9	152.4	110.0
12-Feb-20	146.9	156.9	152.4	110.0
29-Jan-20	146.9	156.9	152.4	110.0
15-Jan-20	146.9	156.9	152.4	110.0
2-Jan-20	146.9	156.9	152.4	110.0
18-Dec-19	146.9	156.9	152.4	110.0
4-Dec-19	146.9	156.9	152.4	110.0
20-Nov-19	146.9	156.9	152.4	110.0
6-Nov-19	146.9	156.9	152.4	110.0
23-Oct-19	146.9	156.9	152.4	110.0
9-Oct-19	146.9	156.9	152.4	110.0
25-Sep-19	146.9	156.9	154.9	n/a
11-Sep-19	146.9	156.9	152.4	110.0
28-Aug-19	146.9	156.9	152.4	110.0
14-Aug-19	146.9	156.9	152.4	110.0
31-Jul-19	146.9	156.9	154.9	110.0
17-Jul-19	146.9	156.9	154.9	n/a
3-Jul-19	144.4	156.9	151.9	n/a
19-Jun-19	141.9	151.9	148.9	n/a
5-Jun-19	141.9	151.9	148.9	n/a
21-May-19	141.9	n/a	148.9	110.0
8-May-19	141.9	n/a	148.9	n/a
Apr '19	141.9	151.9	148.9	110.0
Mar '19	135.2	n/a	146.4	110.0
Feb '19	129.4	n/a	141.3	110.0
Jan '19	132.2	142.9	144.2	110.0
Dec '18	129.7	137.4	141.7	110.0
Nov '18	143.7	150.9	143.2	111.3
Oct '18	137.7	149.1	145.9	110.6
Sep '18	148.9	158.9	141.9	113.7
Aug '18	148.9	158.9	141.9	112.5
Jul '18	148.9	158.9	141.9	112.5
Jun '18	148.9	158.9	141.9	112.5
May '18	146.4	153.9	141.9	112.5
Apr '18	133.9	143.9	135.9	112.5
Mar '18	129.9	141.9	136.9	112.5
Feb '18	129.9	139.9	139.9	112.5
Jan '18	130.9	140.9	134.2	108.8
Dec '17	132.9	142.9	133.9	107.0
Nov '17	128.2	136.4	131.4	107.0
Oct '17	118.9	128.9	124.4	107.0
Sep '17	123.9	133.9	119.9	107.0
Aug '17	117.9	127.9	115.9	104.7
Jul '17	119.2	129.4	117.4	101.0
Jun '17	120.4	130.9	117.9	101.0
May '17	122.2	132.4	119.4	102.0

Retail Motor Fuel Prices — Watson Lake

	Self-serve			Full-serve
	regular	premium	diesel	propane
20-May-20	111.4	110.9	117.9	112.9
6-May-20	97.9	107.9	114.9	112.9
22-Apr-20	97.9	108.0	114.0	112.9
8-Apr-20	104.9	113.9	114.9	112.9
25-Mar-20	124.9	134.9	126.9	112.9
11-Mar-20	133.9	142.9	135.9	112.9
26-Feb-20	137.9	146.9	144.9	n/a
12-Feb-20	137.9	146.9	139.9	n/a
29-Jan-20	139.9	149.9	148.4	112.9
15-Jan-20	139.9	149.9	148.4	112.9
2-Jan-20	138.6	149.9	143.6	112.9
18-Dec-19	138.6	149.9	143.6	112.9
4-Dec-19	138.6	149.9	144.6	112.9
20-Nov-19	139.9	149.9	146.4	112.9
6-Nov-19	138.6	149.9	142.2	112.9
23-Oct-19	145.2	149.9	149.6	112.9
9-Oct-19	141.7	149.9	141.8	n/a
25-Sep-19	141.9	144.9	144.7	110.9
11-Sep-19	141.9	148.4	144.2	110.9
28-Aug-19	139.1	148.4	141.1	110.9
14-Aug-19	144.2	149.9	145.9	110.9
31-Jul-19	140.6	148.9	142.2	110.9
17-Jul-19	142.7	149.9	144.4	110.9
3-Jul-19	140.2	148.9	141.9	110.9
19-Jun-19	141.7	147.9	144.2	110.9
5-Jun-19	138.6	147.9	140.9	110.9
21-May-19	138.4	148.9	141.9	n/a
8-May-19	136.6	148.9	140.6	n/a
Apr '19	135.6	147.4	142.2	109.0
Mar '19	126.4	138.4	140.2	110.9
Feb '19	122.9	134.9	136.9	110.9
Jan '19	122.6	134.9	136.3	110.9
Dec '18	125.0	134.9	138.1	110.9
Nov '18	141.9	151.4	142.6	110.9
Oct '18	141.9	154.9	139.4	110.9
Sep '18	143.2	152.9	140.7	110.9
Aug '18	142.1	152.9	139.2	110.9
Jul '18	142.2	152.9	143.7	110.9
Jun '18	141.2	152.4	138.5	110.9
May '18	139.1	148.7	135.5	110.9
Apr '18	128.2	139.9	129.2	110.9
Mar '18	118.9	134.9	127.0	110.9
Feb '18	116.0	134.9	127.7	105.9
Jan '18	116.7	134.9	127.4	105.9
Dec '17	118.9	134.9	125.0	105.9
Nov '17	123.4	137.9	127.7	105.9
Oct '17	116.7	132.8	121.4	105.9
Sep '17	119.4	129.4	120.2	105.9
Aug '17	116.0	131.6	116.0	105.6
Jul '17	116.1	131.4	115.7	105.7
Jun '17	117.2	133.7	117.5	105.9
May '17	119.3	134.4	119.9	105.9

Residential Fuel Prices in Yukon

Average Prices as of May 20, 2020

	Residential Heating Fuels			% Change May 21, 2019 to May 20, 2020		
	Furnace Oil	Arctic Stove Oil	Propane (500-gallon tank cost)	Furnace Oil	Arctic Stove Oil	Propane (500-gallon tank cost)
Whitehorse	102.9	104.9	124.7	-18.3%	-18.3%	13.9%
Beaver Creek	n/a	n/a	-	n/a	n/a	-
Burwash Landing	109.7	114.2	-	-16.5%	-15.0%	-
Carcross	107.8	111.0	-	-16.2%	-14.8%	-
Carmacks	108.7	111.8	132.9	-15.7%	-17.6%	7.0%
Dawson City	112.1	115.2	132.9	-16.6%	-16.3%	7.0%
Destruction Bay	109.7	112.9	-	-14.4%	-14.1%	-
Faro	110.8	113.7	132.9	-14.2%	-14.1%	7.0%
Haines Junction	108.7	111.8	132.9	-15.1%	-13.8%	7.0%
Marsh Lake	107.8	111.0	-	-16.2%	-14.8%	-
Mayo	110.8	113.9	132.9	-19.0%	-17.7%	7.0%
Pelly Crossing	109.9	113.1	-	-15.8%	-16.5%	-
Ross River	118.7	n/a	132.9	-15.8%	n/a	7.0%
Stewart Crossing	110.3	113.4	-	-15.3%	-15.1%	-
Tagish	107.8	111.0	-	-16.2%	-14.8%	-
Teslin	108.7	111.8	132.9	-16.1%	-14.7%	7.0%
Watson Lake	111.8	115.0	132.9	-12.7%	-12.4%	7.0%

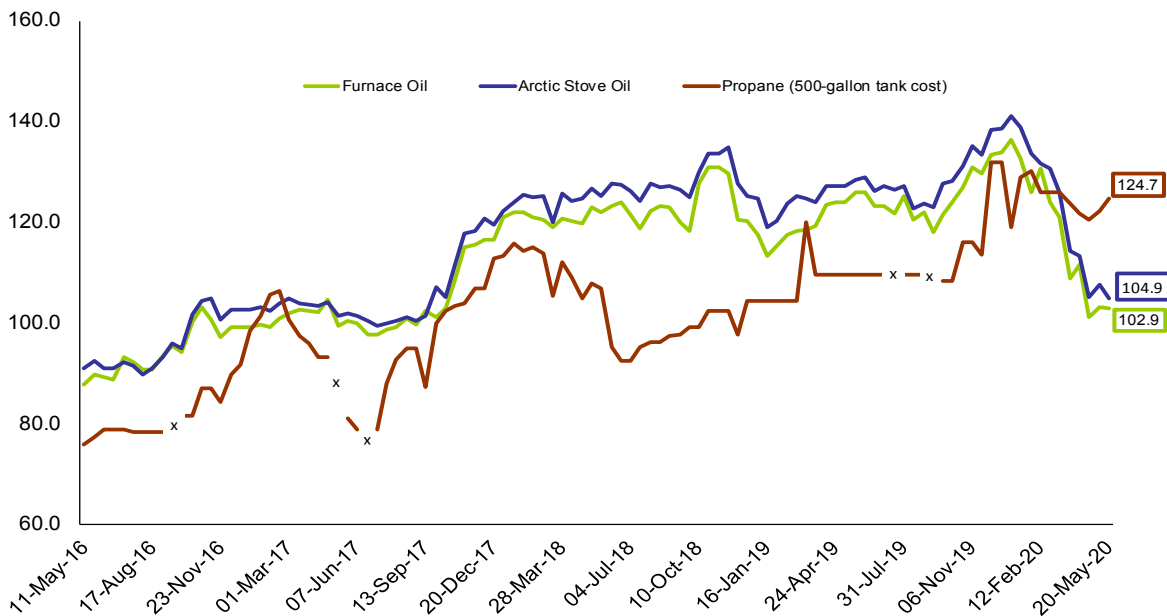
Notes: All prices are Canadian cents per litre, including all applicable taxes.
 “-” indicates this service was not available in this community at this time.
 “n/a” indicates this information was not available for the reporting period.

Comparing May 20, 2020 to May 21, 2019, prices of furnace oil decreased in all Yukon communities. The largest percentage decrease was in Mayo, down 19.0%.

Prices for arctic stove oil also decreased in all Yukon communities. The largest percentage decrease was in Whitehorse, down 18.3%.

Increases were reported for average prices of propane (500 gallon tank) in all Yukon communities. The largest percentage increase was in Whitehorse, up 13.9%.

**Average Residential Bi-weekly Heating Fuel Prices, Whitehorse
 May 2016 - May 2020
 (cents per litre)**



Residential Heating Fuel Prices — Whitehorse

	Furnace Oil	Arctic Stove Oil	Propane (500-gallon tank cost)
20-May-20	102.9	104.9	124.7
06-May-20	103.2	107.5	122.2
22-Apr-20	101.3	105.2	120.6
08-Apr-20	111.5	113.4	121.7
25-Mar-20	108.9	114.3	123.8
11-Mar-20	121.1	125.9	125.9
26-Feb-20	123.9	130.7	125.9
12-Feb-20	130.7	131.6	125.9
29-Jan-20	125.9	133.7	130.1
15-Jan-20	132.7	138.8	129.0
02-Jan-20	136.4	141.1	119.1
18-Dec-19	133.8	138.7	131.8
04-Dec-19	133.5	138.3	131.8
20-Nov-19	129.6	133.5	113.6
06-Nov-19	131.0	135.1	116.0
23-Oct-19	126.9	131.2	116.0
09-Oct-19	123.9	128.1	108.3
25-Sep-19	121.4	127.7	108.3
11-Sep-19	118.0	123.1	n/a
28-Aug-19	121.9	123.8	109.5
14-Aug-19	120.6	122.8	109.5
31-Jul-19	125.3	127.1	109.5
17-Jul-19	121.7	126.4	n/a
03-Jul-19	123.2	127.1	109.5
19-Jun-19	123.2	126.2	109.5
05-Jun-19	126.0	129.0	109.5
21-May-19	126.0	128.4	109.5
08-May-19	123.9	127.2	109.5
Apr '19	123.7	127.1	109.5
Mar '19	118.8	124.4	114.8
Feb '19	118.0	124.4	104.3
Jan '19	115.4	121.3	104.3
Dec '18	120.3	126.4	101.0
Nov '18	130.4	134.3	102.4
Oct '18	129.3	131.9	100.8
Sep '18	119.2	125.7	98.5
Aug '18	122.8	127.3	96.6
Jul '18	120.1	125.3	93.9
Jun '18	123.6	127.5	93.9
May '18	122.6	126.0	107.4
Apr '18	120.0	124.4	106.9
Mar '18	119.9	122.8	108.8
Feb '18	120.8	125.0	114.5
Jan '18	121.7	123.9	114.5
Dec '17	116.6	120.2	109.8
Nov '17	115.3	118.1	105.5
Oct '17	105.8	108.4	103.0
Sep '17	101.9	104.3	93.7
Aug '17	99.9	100.7	94.2
Jul '17	98.3	99.7	83.4
Jun '17	98.9	101.0	78.8
May '17	99.9	101.8	81.2

Residential Heating Fuel Prices — Beaver Creek

	Furnace Oil	Arctic Stove Oil	Propane (500-gallon tank cost)
20-May-20	n/a	n/a	-
06-May-20	n/a	n/a	-
22-Apr-20	n/a	n/a	-
08-Apr-20	n/a	n/a	-
25-Mar-20	n/a	n/a	-
11-Mar-20	130.0	133.1	-
26-Feb-20	n/a	n/a	-
12-Feb-20	140.4	143.6	-
29-Jan-20	140.4	143.6	-
15-Jan-20	145.7	148.8	-
02-Jan-20	145.7	148.8	-
18-Dec-19	145.7	148.8	-
04-Dec-19	145.7	148.8	-
20-Nov-19	140.4	143.6	-
06-Nov-19	140.4	143.6	-
23-Oct-19	134.7	137.8	-
09-Oct-19	n/a	n/a	-
25-Sep-19	127.3	130.5	-
11-Sep-19	127.3	130.5	-
28-Aug-19	n/a	n/a	-
14-Aug-19	127.3	130.5	-
31-Jul-19	130.5	130.5	-
17-Jul-19	127.3	130.5	-
03-Jul-19	135.0	139.2	-
19-Jun-19	135.0	139.2	-
05-Jun-19	135.0	139.2	-
21-May-19	135.0	139.2	-
08-May-19	n/a	n/a	-
Apr '19	133.5	137.7	-
Mar '19	131.9	136.1	-
Feb '19	129.8	133.5	-
Jan '19	123.5	126.6	-
Dec '18	134.0	137.1	-
Nov '18	142.4	145.8	-
Oct '18	142.4	144.2	-
Sep '18	n/a	148.1	-
Aug '18	134.4	142.0	-
Jul '18	n/a	144.6	-
Jun '18	136.5	143.6	-
May '18	128.1	138.4	-
Apr '18	128.1	134.7	-
Mar '18	128.4	134.3	-
Feb '18	128.1	134.7	-
Jan '18	131.6	135.4	-
Dec '17	128.1	128.3	-
Nov '17	128.1	127.5	-
Oct '17	117.7	116.7	-
Sep '17	112.5	111.7	-
Aug '17	105.7	110.8	-
Jul '17	105.1	110.8	-
Jun '17	105.8	110.8	-
May '17	106.6	110.8	-

Residential Heating Fuel Prices — Burwash Landing

	Furnace Oil	Arctic Stove Oil	Propane (500 gallon tank cost)
20-May-20	109.7	114.2	-
06-May-20	109.7	114.2	-
22-Apr-20	109.7	112.9	-
08-Apr-20	114.8	117.9	-
25-Mar-20	n/a	n/a	-
11-Mar-20	127.4	134.5	-
26-Feb-20	n/a	138.6	-
12-Feb-20	137.8	141.0	-
29-Jan-20	137.8	138.2	-
15-Jan-20	143.1	140.8	-
02-Jan-20	143.1	146.2	-
18-Dec-19	143.1	146.2	-
04-Dec-19	143.1	140.8	-
20-Nov-19	137.8	141.0	-
06-Nov-19	137.8	138.2	-
23-Oct-19	132.6	135.5	-
09-Oct-19	n/a	135.3	-
25-Sep-19	125.2	131.9	-
11-Sep-19	125.2	131.9	-
28-Aug-19	n/a	135.3	-
14-Aug-19	125.2	131.9	-
31-Jul-19	125.2	128.4	-
17-Jul-19	125.2	131.9	-
03-Jul-19	131.3	134.9	-
19-Jun-19	131.3	134.4	-
05-Jun-19	131.3	134.4	-
21-May-19	131.3	134.4	-
08-May-19	n/a	n/a	-
Apr '19	129.7	132.9	-
Mar '19	128.1	132.1	-
Feb '19	126.0	131.0	-
Jan '19	119.7	127.4	-
Dec '18	130.2	135.7	-
Nov '18	138.6	141.2	-
Oct '18	138.6	137.3	-
Sep '18	n/a	n/a	-
Aug '18	131.3	129.1	-
Jul '18	n/a	123.9	-
Jun '18	133.4	133.4	-
May '18	125.0	127.1	-
Apr '18	125.0	126.0	-
Mar '18	125.1	126.1	-
Feb '18	125.0	127.1	-
Jan '18	128.5	128.4	-
Dec '17	125.0	127.1	-
Nov '17	125.0	127.1	-
Oct '17	114.5	112.3	-
Sep '17	107.9	109.0	-
Aug '17	104.5	107.3	-
Jul '17	104.5	107.3	-
Jun '17	104.5	107.3	-
May '17	104.5	107.3	-

Residential Heating Fuel Prices — Carcross

	Furnace Oil	Arctic Stove Oil	Propane (500 gallon tank cost)
20-May-20	107.8	111.0	-
06-May-20	107.8	111.0	-
22-Apr-20	107.8	109.1	-
08-Apr-20	112.9	116.0	-
25-Mar-20	n/a	107.1	-
11-Mar-20	125.5	128.6	-
26-Feb-20	n/a	n/a	-
12-Feb-20	135.9	131.0	-
29-Jan-20	135.9	137.8	-
15-Jan-20	141.2	144.3	-
02-Jan-20	141.2	145.7	-
18-Dec-19	141.2	140.4	-
04-Dec-19	141.2	140.4	-
20-Nov-19	135.9	135.2	-
06-Nov-19	135.9	137.8	-
23-Oct-19	130.7	133.8	-
09-Oct-19	n/a	n/a	-
25-Sep-19	123.3	128.9	-
11-Sep-19	123.3	125.2	-
28-Aug-19	130.2	130.2	-
14-Aug-19	126.8	128.3	-
31-Jul-19	126.2	127.8	-
17-Jul-19	126.2	127.8	-
03-Jul-19	128.7	130.3	-
19-Jun-19	128.7	130.3	-
05-Jun-19	128.7	130.3	-
21-May-19	128.7	130.3	-
08-May-19	129.2	129.2	-
Apr '19	126.9	129.3	-
Mar '19	120.3	122.9	-
Feb '19	119.3	121.9	-
Jan '19	117.7	120.5	-
Dec '18	121.9	130.3	-
Nov '18	134.5	135.9	-
Oct '18	134.0	133.4	-
Sep '18	116.6	131.3	-
Aug '18	128.2	132.1	-
Jul '18	n/a	134.1	-
Jun '18	130.3	135.2	-
May '18	121.9	130.1	-
Apr '18	121.9	126.1	-
Mar '18	121.9	125.3	-
Feb '18	121.9	125.6	-
Jan '18	125.4	128.5	-
Dec '17	121.9	123.2	-
Nov '17	121.9	123.1	-
Oct '17	111.5	114.3	-
Sep '17	108.2	107.4	-
Aug '17	103.4	104.6	-
Jul '17	102.9	104.6	-
Jun '17	103.6	104.6	-
May '17	104.4	104.6	-

Residential Heating Fuel Prices — Carmacks

	Furnace Oil	Arctic Stove Oil	Propane (500-gallon tank cost)
20-May-20	108.7	111.8	132.9
06-May-20	108.7	111.8	136.9
22-Apr-20	108.7	111.1	135.3
08-Apr-20	114.2	117.4	136.4
25-Mar-20	n/a	110.3	138.5
11-Mar-20	126.8	129.9	140.6
26-Feb-20	n/a	n/a	140.6
12-Feb-20	137.3	133.2	140.6
29-Jan-20	137.3	140.0	144.8
15-Jan-20	142.5	145.7	143.7
02-Jan-20	142.5	147.9	133.8
18-Dec-19	142.5	142.7	146.5
04-Dec-19	142.5	142.7	146.5
20-Nov-19	136.8	137.2	128.3
06-Nov-19	136.8	139.8	128.3
23-Oct-19	131.5	134.7	130.7
09-Oct-19	n/a	n/a	123.2
25-Sep-19	124.2	129.3	123.2
11-Sep-19	124.2	129.3	n/a
28-Aug-19	n/a	n/a	124.2
14-Aug-19	124.2	129.3	124.2
31-Jul-19	124.2	132.2	124.2
17-Jul-19	124.2	133.7	n/a
03-Jul-19	128.9	135.6	124.2
19-Jun-19	128.9	135.6	124.2
05-Jun-19	128.9	135.6	124.2
21-May-19	128.9	135.6	124.2
08-May-19	n/a	139.1	124.2
Apr '19	127.4	135.0	124.2
Mar '19	125.8	133.3	124.2
Feb '19	123.7	131.2	119.0
Jan '19	117.4	123.4	119.0
Dec '18	127.9	131.0	115.7
Nov '18	136.3	139.4	117.1
Oct '18	136.3	139.4	115.5
Sep '18	n/a	n/a	113.2
Aug '18	128.9	132.1	111.3
Jul '18	n/a	n/a	109.0
Jun '18	131.0	134.2	109.0
May '18	122.6	125.8	122.1
Apr '18	122.6	125.8	121.6
Mar '18	122.6	125.8	123.5
Feb '18	122.6	125.8	129.2
Jan '18	126.1	129.3	129.2
Dec '17	121.6	125.8	124.5
Nov '17	120.5	125.8	120.2
Oct '17	111.1	115.3	117.7
Sep '17	105.6	108.7	108.4
Aug '17	102.2	105.3	108.9
Jul '17	102.2	105.3	99.9
Jun '17	102.2	105.3	97.1
May '17	102.2	105.3	95.9

Residential Heating Fuel Prices — Dawson City

	Furnace Oil	Arctic Stove Oil	Propane (500-gallon tank cost)
20-May-20	112.1	115.2	132.9
06-May-20	109.1	113.8	136.9
22-Apr-20	112.1	115.2	135.3
08-Apr-20	123.7	120.5	136.4
25-Mar-20	124.3	126.3	138.5
11-Mar-20	129.4	131.9	140.6
26-Feb-20	n/a	n/a	140.6
12-Feb-20	140.1	142.7	140.6
29-Jan-20	139.9	143.1	144.8
15-Jan-20	145.2	148.3	143.7
02-Jan-20	146.1	149.0	133.8
18-Dec-19	143.2	146.3	146.5
04-Dec-19	144.0	146.9	146.5
20-Nov-19	138.0	141.0	128.3
06-Nov-19	141.9	144.8	128.3
23-Oct-19	136.8	140.0	130.7
09-Oct-19	132.4	134.5	123.2
25-Sep-19	129.2	132.2	123.2
11-Sep-19	127.3	130.5	n/a
28-Aug-19	132.7	134.8	124.2
14-Aug-19	127.6	130.7	124.2
31-Jul-19	135.7	136.1	124.2
17-Jul-19	127.6	130.7	n/a
03-Jul-19	132.3	135.5	124.2
19-Jun-19	134.4	137.6	124.2
05-Jun-19	135.6	138.8	124.2
21-May-19	134.4	137.6	124.2
08-May-19	130.2	133.4	124.2
Apr '19	133.2	136.4	124.2
Mar '19	130.0	133.1	124.2
Feb '19	129.2	132.9	119.0
Jan '19	125.2	128.3	119.0
Dec '18	132.6	135.8	115.7
Nov '18	141.2	146.0	117.1
Oct '18	139.1	139.3	115.5
Sep '18	132.3	143.3	113.2
Aug '18	133.3	140.9	111.3
Jul '18	132.3	141.6	109.0
Jun '18	134.4	141.9	109.0
May '18	131.9	139.6	122.1
Apr '18	130.2	136.0	121.6
Mar '18	130.2	135.7	123.5
Feb '18	130.2	136.0	129.2
Jan '18	132.1	136.2	129.2
Dec '17	127.6	128.9	124.5
Nov '17	128.1	128.2	120.2
Oct '17	117.7	118.2	117.7
Sep '17	112.0	112.4	108.4
Aug '17	105.6	110.8	108.9
Jul '17	105.0	110.8	99.9
Jun '17	105.7	110.8	97.1
May '17	106.5	110.8	95.9

Residential Heating Fuel Prices — Destruction Bay

	Furnace Oil	Arctic Stove Oil	Propane (500 gallon tank cost)
20-May-20	109.7	112.9	-
06-May-20	109.7	112.9	-
22-Apr-20	109.7	112.9	-
08-Apr-20	114.8	117.9	-
25-Mar-20	n/a	n/a	-
11-Mar-20	127.4	130.5	-
26-Feb-20	n/a	n/a	-
12-Feb-20	137.8	141.0	-
29-Jan-20	137.8	141.0	-
15-Jan-20	143.1	146.2	-
02-Jan-20	143.1	146.2	-
18-Dec-19	143.1	146.2	-
04-Dec-19	143.1	146.2	-
20-Nov-19	137.8	141.0	-
06-Nov-19	137.8	141.0	-
23-Oct-19	132.6	135.7	-
09-Oct-19	n/a	n/a	-
25-Sep-19	125.2	128.4	-
11-Sep-19	125.2	128.4	-
28-Aug-19	n/a	n/a	-
14-Aug-19	125.2	128.4	-
31-Jul-19	125.2	128.4	-
17-Jul-19	125.2	128.4	-
03-Jul-19	128.2	131.4	-
19-Jun-19	128.2	131.4	-
05-Jun-19	128.2	131.4	-
21-May-19	128.2	131.4	-
08-May-19	n/a	n/a	-
Apr '19	126.7	129.8	-
Mar '19	125.1	128.2	-
Feb '19	123.0	126.1	-
Jan '19	116.7	119.8	-
Dec '18	127.2	130.3	-
Nov '18	135.6	138.7	-
Oct '18	135.6	138.7	-
Sep '18	n/a	n/a	-
Aug '18	128.2	131.4	-
Jul '18	n/a	n/a	-
Jun '18	130.3	133.5	-
May '18	121.9	125.1	-
Apr '18	121.9	125.1	-
Mar '18	121.9	125.1	-
Feb '18	121.9	125.1	-
Jan '18	125.4	128.6	-
Dec '17	120.9	125.4	-
Nov '17	119.8	125.6	-
Oct '17	110.4	114.5	-
Sep '17	104.9	108.0	-
Aug '17	101.4	104.6	-
Jul '17	101.4	104.6	-
Jun '17	101.4	104.6	-
May '17	101.4	104.6	-

Residential Heating Fuel Prices — Faro

	Furnace Oil	Arctic Stove Oil	Propane (500-gallon tank cost)
20-May-20	110.8	113.7	132.9
06-May-20	110.8	113.7	136.9
22-Apr-20	110.8	117.9	135.3
08-Apr-20	115.8	120.4	136.4
25-Mar-20	n/a	131.3	138.5
11-Mar-20	128.4	131.4	140.6
26-Feb-20	n/a	n/a	140.6
12-Feb-20	138.9	141.9	140.6
29-Jan-20	138.9	144.5	144.8
15-Jan-20	144.1	147.1	143.7
02-Jan-20	144.1	147.3	133.8
18-Dec-19	144.1	147.1	146.5
04-Dec-19	144.1	147.1	146.5
20-Nov-19	138.9	142.1	128.3
06-Nov-19	138.9	139.2	128.3
23-Oct-19	133.6	134.0	130.7
09-Oct-19	n/a	129.5	123.2
25-Sep-19	126.3	129.4	123.2
11-Sep-19	126.3	129.4	n/a
28-Aug-19	n/a	129.5	124.2
14-Aug-19	126.3	129.4	124.2
31-Jul-19	126.3	129.4	124.2
17-Jul-19	126.3	130.9	n/a
03-Jul-19	129.2	132.3	124.2
19-Jun-19	129.2	132.3	124.2
05-Jun-19	129.2	132.3	124.2
21-May-19	129.2	132.3	124.2
08-May-19	n/a	132.3	124.2
Apr '19	127.6	130.8	124.2
Mar '19	126.0	129.2	124.2
Feb '19	123.9	127.1	119.0
Jan '19	117.6	120.8	119.0
Dec '18	128.1	131.3	115.7
Nov '18	136.5	139.7	117.1
Oct '18	136.5	137.6	115.5
Sep '18	n/a	131.3	113.2
Aug '18	129.3	132.9	111.3
Jul '18	n/a	134.4	109.0
Jun '18	131.4	132.4	109.0
May '18	123.0	126.1	122.1
Apr '18	123.0	126.1	121.6
Mar '18	123.0	126.1	123.5
Feb '18	123.0	126.1	129.2
Jan '18	126.5	129.6	129.2
Dec '17	123.0	126.1	124.5
Nov '17	123.0	126.0	120.2
Oct '17	112.4	115.6	117.7
Sep '17	105.8	109.0	108.4
Aug '17	102.4	105.5	108.9
Jul '17	102.4	105.5	99.9
Jun '17	102.4	105.5	97.1
May '17	102.4	105.5	95.9

Residential Heating Fuel Prices — Haines Junction

	Furnace Oil	Arctic Stove Oil	Propane (500-gallon tank cost)
20-May-20	108.7	111.8	132.9
06-May-20	108.7	111.8	136.9
22-Apr-20	108.7	111.1	135.3
08-Apr-20	121.1	124.2	136.4
25-Mar-20	n/a	110.3	138.5
11-Mar-20	133.7	136.8	140.6
26-Feb-20	n/a	n/a	140.6
12-Feb-20	144.1	136.6	140.6
29-Jan-20	136.8	139.8	144.8
15-Jan-20	142.0	145.2	143.7
02-Jan-20	142.0	147.7	133.8
18-Dec-19	142.0	142.4	146.5
04-Dec-19	142.0	142.4	146.5
20-Nov-19	136.8	137.2	128.3
06-Nov-19	136.8	139.8	128.3
23-Oct-19	131.5	134.7	130.7
09-Oct-19	n/a	n/a	123.2
25-Sep-19	124.2	127.3	123.2
11-Sep-19	124.2	126.7	n/a
28-Aug-19	132.3	132.3	124.2
14-Aug-19	128.2	129.8	124.2
31-Jul-19	127.2	128.8	124.2
17-Jul-19	127.2	128.8	n/a
03-Jul-19	128.1	129.7	124.2
19-Jun-19	128.1	129.7	124.2
05-Jun-19	128.1	129.7	124.2
21-May-19	128.1	129.7	124.2
08-May-19	n/a	n/a	124.2
Apr '19	124.5	127.7	124.2
Mar '19	123.0	126.1	124.2
Feb '19	120.9	124.0	119.0
Jan '19	114.6	117.7	119.0
Dec '18	125.1	128.2	115.7
Nov '18	133.5	136.6	117.1
Oct '18	133.5	135.8	115.5
Sep '18	n/a	129.2	113.2
Aug '18	126.1	129.3	111.3
Jul '18	n/a	131.3	109.0
Jun '18	128.2	129.2	109.0
May '18	119.8	124.3	122.1
Apr '18	119.8	124.0	121.6
Mar '18	119.8	124.0	123.5
Feb '18	119.8	124.6	129.2
Jan '18	123.3	126.9	129.2
Dec '17	119.8	121.4	124.5
Nov '17	119.8	120.4	120.2
Oct '17	109.4	114.6	117.7
Sep '17	105.7	105.1	108.4
Aug '17	100.3	100.6	108.9
Jul '17	99.7	99.8	99.9
Jun '17	100.4	99.0	97.1
May '17	101.2	101.6	95.9

Residential Heating Fuel Prices — Marsh Lake

	Furnace Oil	Arctic Stove Oil	Propane (500 gallon tank cost)
20-May-20	107.8	111.0	-
06-May-20	107.8	111.0	-
22-Apr-20	107.8	107.5	-
08-Apr-20	112.9	116.0	-
25-Mar-20	n/a	107.1	-
11-Mar-20	125.5	128.6	-
26-Feb-20	n/a	n/a	-
12-Feb-20	135.9	131.0	-
29-Jan-20	135.9	137.8	-
15-Jan-20	141.2	144.3	-
02-Jan-20	141.2	145.7	-
18-Dec-19	141.2	140.4	-
04-Dec-19	141.2	140.4	-
20-Nov-19	135.9	135.2	-
06-Nov-19	135.9	137.8	-
23-Oct-19	130.7	133.8	-
09-Oct-19	n/a	n/a	-
25-Sep-19	123.3	126.5	-
11-Sep-19	123.3	125.2	-
28-Aug-19	130.2	130.2	-
14-Aug-19	126.8	128.3	-
31-Jul-19	126.2	127.8	-
17-Jul-19	126.2	127.8	-
03-Jul-19	128.7	130.3	-
19-Jun-19	128.7	130.3	-
05-Jun-19	128.7	130.3	-
21-May-19	128.7	130.3	-
08-May-19	129.2	129.2	-
Apr '19	126.9	129.3	-
Mar '19	120.3	122.9	-
Feb '19	119.3	121.9	-
Jan '19	117.7	120.5	-
Dec '18	127.1	130.3	-
Nov '18	134.5	137.6	-
Oct '18	134.0	135.5	-
Sep '18	116.6	119.7	-
Aug '18	128.7	131.9	-
Jul '18	n/a	n/a	-
Jun '18	130.8	134.0	-
May '18	122.4	125.6	-
Apr '18	122.4	125.6	-
Mar '18	122.2	125.4	-
Feb '18	122.4	125.6	-
Jan '18	125.9	129.1	-
Dec '17	122.4	125.6	-
Nov '17	122.4	125.6	-
Oct '17	112.0	115.1	-
Sep '17	105.4	108.5	-
Aug '17	102.0	105.1	-
Jul '17	102.0	105.1	-
Jun '17	102.0	105.1	-
May '17	102.0	105.1	-

Residential Heating Fuel Prices — Mayo

	Furnace Oil	Arctic Stove Oil	Propane (500-gallon tank cost)
20-May-20	110.8	113.9	132.9
06-May-20	110.0	115.2	136.9
22-Apr-20	110.8	115.8	135.3
08-Apr-20	115.8	118.9	136.4
25-Mar-20	124.3	121.9	138.5
11-Mar-20	128.8	131.4	140.6
26-Feb-20	n/a	n/a	140.6
12-Feb-20	141.2	140.3	140.6
29-Jan-20	138.9	144.5	144.8
15-Jan-20	144.1	147.3	143.7
02-Jan-20	147.1	152.5	133.8
18-Dec-19	144.2	147.1	146.5
04-Dec-19	145.1	147.7	146.5
20-Nov-19	139.2	142.0	128.3
06-Nov-19	143.0	146.3	128.3
23-Oct-19	137.9	141.1	130.7
09-Oct-19	135.5	138.5	123.2
25-Sep-19	128.6	131.7	123.2
11-Sep-19	126.3	130.9	n/a
28-Aug-19	137.2	138.3	124.2
14-Aug-19	132.4	134.0	124.2
31-Jul-19	135.5	136.2	124.2
17-Jul-19	130.3	131.9	n/a
03-Jul-19	135.7	137.8	124.2
19-Jun-19	136.8	138.4	124.2
05-Jun-19	137.9	140.0	124.2
21-May-19	136.8	138.4	124.2
08-May-19	133.9	135.5	124.2
Apr '19	136.9	139.6	124.2
Mar '19	133.9	137.1	124.2
Feb '19	133.6	136.7	119.0
Jan '19	129.1	132.3	119.0
Dec '18	136.2	139.3	115.7
Nov '18	145.2	148.0	117.1
Oct '18	142.2	145.5	115.5
Sep '18	135.5	141.3	113.2
Aug '18	137.3	143.6	110.9
Jul '18	135.5	143.2	109.0
Jun '18	138.4	143.1	109.0
May '18	134.8	138.0	122.1
Apr '18	134.2	137.3	121.6
Mar '18	134.2	137.3	123.5
Feb '18	134.2	137.3	129.2
Jan '18	136.1	138.8	129.2
Dec '17	131.6	131.6	124.5
Nov '17	131.6	131.5	120.2
Oct '17	119.0	118.2	117.7
Sep '17	113.8	115.4	108.4
Aug '17	109.4	115.4	108.9
Jul '17	108.4	114.5	99.9
Jun '17	108.9	114.5	97.1
May '17	109.4	114.5	95.9

Residential Heating Fuel Prices — Pelly Crossing

	Furnace Oil	Arctic Stove Oil	Propane (500 gallon tank cost)
20-May-20	109.9	113.1	-
06-May-20	109.9	113.1	-
22-Apr-20	109.9	113.3	-
08-Apr-20	115.0	118.1	-
25-Mar-20	n/a	113.4	-
11-Mar-20	127.6	130.7	-
26-Feb-20	n/a	n/a	-
12-Feb-20	138.0	135.2	-
29-Jan-20	138.0	142.0	-
15-Jan-20	143.3	146.4	-
02-Jan-20	143.3	149.9	-
18-Dec-19	143.3	144.6	-
04-Dec-19	143.3	144.6	-
20-Nov-19	138.0	139.9	-
06-Nov-19	138.0	142.0	-
23-Oct-19	132.8	135.9	-
09-Oct-19	n/a	n/a	-
25-Sep-19	125.4	131.5	-
11-Sep-19	125.4	131.5	-
28-Aug-19	137.6	137.6	-
14-Aug-19	131.5	133.5	-
31-Jul-19	127.8	133.0	-
17-Jul-19	127.8	134.0	-
03-Jul-19	130.5	135.5	-
19-Jun-19	130.5	135.5	-
05-Jun-19	130.5	135.5	-
21-May-19	130.5	135.5	-
08-May-19	n/a	142.3	-
Apr '19	129.3	138.0	-
Mar '19	127.7	137.4	-
Feb '19	125.6	134.8	-
Jan '19	119.3	126.4	-
Dec '18	129.8	132.9	-
Nov '18	138.2	142.5	-
Oct '18	138.2	143.6	-
Sep '18	n/a	n/a	-
Aug '18	130.8	134.0	-
Jul '18	n/a	n/a	-
Jun '18	132.9	136.1	-
May '18	124.5	127.7	-
Apr '18	124.5	127.7	-
Mar '18	124.5	127.7	-
Feb '18	124.5	127.7	-
Jan '18	128.0	130.7	-
Dec '17	124.5	124.5	-
Nov '17	124.5	124.4	-
Oct '17	114.1	114.2	-
Sep '17	109.4	108.6	-
Aug '17	102.9	107.2	-
Jul '17	102.4	107.2	-
Jun '17	103.1	107.2	-
May '17	103.9	107.2	-

Residential Heating Fuel Prices — Ross River

	Furnace Oil	Arctic Stove Oil	Propane (500-gallon tank cost)
20-May-20	118.7	n/a	132.9
06-May-20	111.3	n/a	136.9
22-Apr-20	118.7	n/a	135.3
08-Apr-20	121.1	n/a	136.4
25-Mar-20	143.7	n/a	138.5
11-Mar-20	138.4	132.0	140.6
26-Feb-20	151.6	n/a	140.6
12-Feb-20	145.5	142.5	140.6
29-Jan-20	146.6	142.5	144.8
15-Jan-20	149.2	147.8	143.7
02-Jan-20	144.6	147.8	133.8
18-Dec-19	149.2	147.8	146.5
04-Dec-19	149.2	147.8	146.5
20-Nov-19	139.4	142.5	128.3
06-Nov-19	146.6	142.5	128.3
23-Oct-19	145.0	137.3	130.7
09-Oct-19	155.8	n/a	123.2
25-Sep-19	141.3	129.9	123.2
11-Sep-19	141.3	129.9	n/a
28-Aug-19	155.8	n/a	124.2
14-Aug-19	141.3	129.9	124.2
31-Jul-19	146.0	129.9	124.2
17-Jul-19	140.0	129.9	n/a
03-Jul-19	142.0	134.0	124.2
19-Jun-19	142.0	134.0	124.2
05-Jun-19	141.0	134.0	124.2
21-May-19	141.0	n/a	124.2
08-May-19	151.1	n/a	124.2
Apr '19	139.4	132.4	124.2
Mar '19	135.3	130.5	124.2
Feb '19	133.3	128.1	119.0
Jan '19	122.5	121.8	119.0
Dec '18	142.5	132.3	115.7
Nov '18	148.4	140.7	117.1
Oct '18	144.6	140.7	115.5
Sep '18	151.7	n/a	113.2
Aug '18	140.6	133.4	111.3
Jul '18	149.8	n/a	109.0
Jun '18	141.2	135.5	109.0
May '18	130.1	127.1	122.1
Apr '18	129.1	127.1	121.6
Mar '18	123.9	127.1	123.5
Feb '18	123.9	127.1	129.2
Jan '18	127.4	130.6	129.2
Dec '17	123.9	127.1	124.5
Nov '17	123.9	127.1	120.2
Oct '17	113.5	116.6	117.7
Sep '17	106.9	110.0	108.4
Aug '17	103.4	106.6	108.9
Jul '17	103.4	106.6	99.9
Jun '17	103.4	106.6	97.1
May '17	103.4	106.6	95.9

Residential Heating Fuel Prices — Stewart Crossing

	Furnace Oil	Arctic Stove Oil	Propane (500-gallon tank cost)
20-May-20	110.3	113.4	-
06-May-20	110.3	113.4	-
22-Apr-20	110.3	113.4	-
08-Apr-20	115.3	118.4	-
25-Mar-20	n/a	n/a	-
11-Mar-20	127.9	131.0	-
26-Feb-20	n/a	n/a	-
12-Feb-20	138.3	141.5	-
29-Jan-20	138.3	141.5	-
15-Jan-20	143.6	146.7	-
02-Jan-20	143.6	146.7	-
18-Dec-19	143.6	146.7	-
04-Dec-19	143.6	146.7	-
20-Nov-19	138.3	141.5	-
06-Nov-19	138.3	141.5	-
23-Oct-19	133.1	136.2	-
09-Oct-19	n/a	n/a	-
25-Sep-19	125.7	128.9	-
11-Sep-19	125.7	128.9	-
28-Aug-19	n/a	n/a	-
14-Aug-19	125.7	128.9	-
31-Jul-19	125.7	128.9	-
17-Jul-19	125.7	128.9	-
03-Jul-19	130.3	133.5	-
19-Jun-19	130.3	133.5	-
05-Jun-19	130.3	133.5	-
21-May-19	130.3	133.5	-
08-May-19	n/a	n/a	-
Apr '19	128.8	131.9	-
Mar '19	127.2	130.3	-
Feb '19	125.1	128.2	-
Jan '19	118.8	121.9	-
Dec '18	129.3	132.4	-
Nov '18	137.7	140.9	-
Oct '18	137.7	140.9	-
Sep '18	n/a	n/a	-
Aug '18	128.0	131.4	-
Jul '18	n/a	n/a	-
Jun '18	132.9	136.1	-
May '18	124.5	127.7	-
Apr '18	124.5	127.7	-
Mar '18	124.3	125.9	-
Feb '18	124.5	127.7	-
Jan '18	128.0	131.2	-
Dec '17	124.5	127.7	-
Nov '17	124.5	127.7	-
Oct '17	114.1	117.2	-
Sep '17	107.5	110.6	-
Aug '17	104.1	107.2	-
Jul '17	104.1	107.2	-
Jun '17	104.1	107.2	-
May '17	104.1	107.2	-

Residential Heating Fuel Prices — Tagish & Teslin

	Tagish		
	Furnace Oil	Arctic Stove Oil	Propane (500-gallon tank cost)
20-May-20	107.8	111.0	-
06-May-20	107.8	111.0	-
22-Apr-20	107.8	109.3	-
08-Apr-20	112.9	116.0	-
25-Mar-20	n/a	107.1	-
11-Mar-20	125.5	128.6	-
26-Feb-20	n/a	n/a	-
12-Feb-20	135.9	131.0	-
29-Jan-20	135.9	137.8	-
15-Jan-20	141.2	144.3	-
02-Jan-20	141.2	145.7	-
18-Dec-19	141.2	140.4	-
04-Dec-19	141.2	140.4	-
20-Nov-19	135.9	135.2	-
06-Nov-19	135.9	137.8	-
23-Oct-19	130.7	133.8	-
09-Oct-19	n/a	n/a	-
25-Sep-19	123.3	126.5	-
11-Sep-19	123.3	125.2	-
28-Aug-19	130.2	130.2	-
14-Aug-19	126.8	128.3	-
31-Jul-19	126.2	127.8	-
17-Jul-19	126.2	127.8	-
03-Jul-19	128.7	130.3	-
19-Jun-19	128.7	130.3	-
05-Jun-19	128.7	130.3	-
21-May-19	128.7	130.3	-
08-May-19	129.2	129.2	-
Apr '19	126.9	129.3	-
Mar '19	120.3	122.9	-
Feb '19	119.3	121.9	-
Jan '19	117.7	120.5	-
Dec '18	127.1	130.3	-
Nov '18	134.5	135.9	-
Oct '18	134.0	133.4	-
Sep '18	116.6	131.3	-
Aug '18	128.9	132.5	-
Jul '18	n/a	134.1	-
Jun '18	130.3	135.2	-
May '18	121.9	130.1	-
Apr '18	121.9	126.1	-
Mar '18	121.9	125.3	-
Feb '18	121.9	125.1	-
Jan '18	125.4	128.5	-
Dec '17	121.9	123.2	-
Nov '17	121.9	123.1	-
Oct '17	111.5	114.3	-
Sep '17	108.2	107.4	-
Aug '17	103.4	108.2	-
Jul '17	102.9	110.0	-
Jun '17	103.6	110.0	-
May '17	104.4	110.0	-

	Teslin		
	Furnace Oil	Arctic Stove Oil	Propane (500-gallon tank cost)
20-May-20	108.7	111.8	132.9
06-May-20	108.7	111.8	136.9
22-Apr-20	108.7	111.3	135.3
08-Apr-20	113.7	116.8	136.4
25-Mar-20	n/a	110.3	138.5
11-Mar-20	126.3	129.4	140.6
26-Feb-20	n/a	n/a	140.6
12-Feb-20	136.8	133.0	140.6
29-Jan-20	136.8	139.8	144.8
15-Jan-20	142.0	145.2	143.7
02-Jan-20	142.0	147.7	133.8
18-Dec-19	142.0	142.4	146.5
04-Dec-19	142.0	142.4	146.5
20-Nov-19	136.8	137.2	128.3
06-Nov-19	136.8	139.8	128.3
23-Oct-19	131.5	134.7	130.7
09-Oct-19	n/a	n/a	123.2
25-Sep-19	124.2	127.3	123.2
11-Sep-19	124.2	129.3	n/a
28-Aug-19	132.3	132.3	124.2
14-Aug-19	128.2	129.8	124.2
31-Jul-19	127.2	128.8	124.2
17-Jul-19	127.2	128.8	n/a
03-Jul-19	129.6	131.1	124.2
19-Jun-19	129.6	131.1	124.2
05-Jun-19	129.6	131.1	124.2
21-May-19	129.6	131.1	124.2
08-May-19	130.2	130.2	124.2
Apr '19	127.7	130.0	124.2
Mar '19	121.7	119.7	124.2
Feb '19	120.7	119.7	119.0
Jan '19	119.1	123.2	119.0
Dec '18	128.9	131.8	115.7
Nov '18	135.9	138.6	117.1
Oct '18	135.4	134.4	115.5
Sep '18	118.7	121.8	113.2
Aug '18	128.9	132.1	111.3
Jul '18	n/a	n/a	109.0
Jun '18	131.0	134.2	109.0
May '18	122.6	125.8	122.1
Apr '18	122.6	125.8	121.6
Mar '18	122.6	125.8	123.5
Feb '18	122.6	125.8	129.2
Jan '18	126.1	128.8	129.2
Dec '17	122.6	121.8	124.5
Nov '17	122.6	121.5	120.2
Oct '17	112.2	112.8	117.7
Sep '17	107.8	107.0	108.4
Aug '17	101.7	105.3	108.9
Jul '17	101.2	105.3	99.9
Jun '17	101.8	105.3	97.1
May '17	102.7	105.3	95.9

Residential Heating Fuel Prices — Watson Lake

	Furnace Oil	Arctic Stove Oil	Propane (500-gallon tank cost)
20-May-20	111.8	115.0	132.9
06-May-20	111.8	115.0	136.9
22-Apr-20	111.8	116.3	135.3
08-Apr-20	116.9	120.0	136.4
25-Mar-20	n/a	117.6	138.5
11-Mar-20	129.5	132.6	140.6
26-Feb-20	n/a	n/a	140.6
12-Feb-20	139.9	138.2	140.6
29-Jan-20	139.9	145.0	144.8
15-Jan-20	145.2	148.3	143.7
02-Jan-20	145.2	152.9	133.8

18-Dec-19	145.2	147.7	146.5
04-Dec-19	145.2	147.7	146.5
20-Nov-19	139.9	142.4	128.3
06-Nov-19	139.9	145.0	128.3
23-Oct-19	134.7	137.8	130.7
09-Oct-19	n/a	n/a	123.2
25-Sep-19	127.3	130.5	123.2
11-Sep-19	127.3	130.5	n/a
28-Aug-19	n/a	n/a	124.2
14-Aug-19	127.3	130.5	124.2
31-Jul-19	127.3	130.5	124.2
17-Jul-19	127.3	130.5	n/a
03-Jul-19	128.1	131.3	124.2
19-Jun-19	128.1	131.3	124.2
05-Jun-19	128.1	131.3	124.2
21-May-19	128.1	131.3	124.2
08-May-19	n/a	n/a	124.2

	Furnace Oil	Arctic Stove Oil	Propane (500-gallon tank cost)
Apr '19	126.6	129.7	124.2
Mar '19	125.0	128.1	124.2
Feb '19	122.9	126.0	119.0
Jan '19	116.6	119.7	119.0

Dec '18	127.1	130.2	115.7
Nov '18	135.5	138.6	117.1
Oct '18	135.5	138.6	115.5
Sep '18	n/a	n/a	113.2
Aug '18	128.1	131.3	111.3
Jul '18	n/a	n/a	109.0
Jun '18	130.2	133.4	109.0
May '18	121.8	125.0	122.1
Apr '18	121.8	125.0	121.6
Mar '18	121.8	125.0	123.5
Feb '18	121.8	125.0	129.2
Jan '18	125.3	128.9	129.2

Dec '17	121.8	126.1	124.5
Nov '17	121.8	126.1	120.2
Oct '17	111.4	116.1	117.7
Sep '17	109.1	108.2	108.4
Aug '17	104.0	104.5	108.9
Jul '17	103.4	104.5	99.9
Jun '17	104.1	104.5	97.1
May '17	104.9	104.5	95.9

Next release: June 19, 2020