

# YUKON BUREAU OF STATISTICS



## Yukon Fuel Price Survey November 2019

### Retail Motor Fuel Prices in Yukon

Average Prices as of November 20, 2019

	Self-serve			% Change Nov 21, 2018 to Nov 20, 2019		
	regular	premium	diesel	regular	premium	diesel
Whitehorse	142.2	151.7	144.0	2.0%	0.1%	2.6%
Beaver Creek	157.9	169.9	165.9	-1.3%	0.0%	-2.4%
Burwash Landing	n/a	n/a	n/a	n/a	n/a	n/a
Carcross	152.9	-	157.9	2.0%	-	1.9%
Carmacks	152.9	162.9	155.9	5.5%	1.9%	0.0%
Dawson City	157.2	164.7	165.2	3.0%	-5.3%	7.6%
Destruction Bay	141.9	157.9	156.9	-2.7%	-0.6%	1.3%
Eagle Plains	170.0	-	161.0	9.7%	-	3.9%
Faro	154.3	-	157.3	n/a	-	n/a
Haines Junction	147.6	155.9	149.2	0.8%	2.0%	0.4%
Jake's Corner	142.9	153.9	151.9	0.6%	-1.3%	7.0%
Mayo	n/a	-	n/a	n/a	-	n/a
Pelly Crossing	151.9	157.9	146.9	-1.3%	-	-1.3%
Ross River	n/a	-	n/a	n/a	-	n/a
Stewart Crossing	152.9	158.9	150.9	2.0%	1.9%	0.0%
Teslin	146.9	156.9	152.4	6.1%	9.9%	8.5%
Watson Lake	139.9	149.9	146.4	-1.4%	1.4%	0.3%

As of November 20, 2019, average **regular self-serve** gasoline prices ranged from 139.9¢ per litre in Watson Lake to 170.0¢ per litre in Eagle Plains; a difference of 30.1¢. In communities offering **premium self-serve** gasoline, prices ranged from 149.9 in Watson Lake to 169.9¢ in Beaver Creek; a difference of 20.0¢. **Diesel self-serve** prices ranged from 144.0 in Whitehorse to 165.9¢ in Beaver Creek; a difference of 21.9¢ per litre.

Comparing November 20, 2019 to November 21, 2018, **regular self-serve** gasoline prices increased in all Yukon communities with the exceptions of Beaver Creek, Destruction Bay Pelly Crossing and Watson Lake. **Diesel self-serve** prices increased in all Yukon communities with the exceptions of Beaver Creek and Pelly Crossing; prices remained the same in Carmacks and Stewart Crossing.

	Full-serve				% Change Nov 21, 2018 to Nov 20, 2019			
	regular	premium	diesel	propane	regular	premium	diesel	propane
Whitehorse	142.9	153.4	144.9	105.9	2.1%	1.5%	3.8%	2.9%
Dawson City	-	-	-	135.0	-	-	-	n/a
Destruction Bay	-	-	-	136.9	-	-	-	-2.2%
Eagle Plains	-	-	-	140.0	-	-	-	0.0%
Haines Junction	-	-	-	n/a	-	-	-	n/a
Teslin	-	-	-	110.0	-	-	-	0.0%
Watson Lake	-	-	-	112.9	-	-	-	1.8%

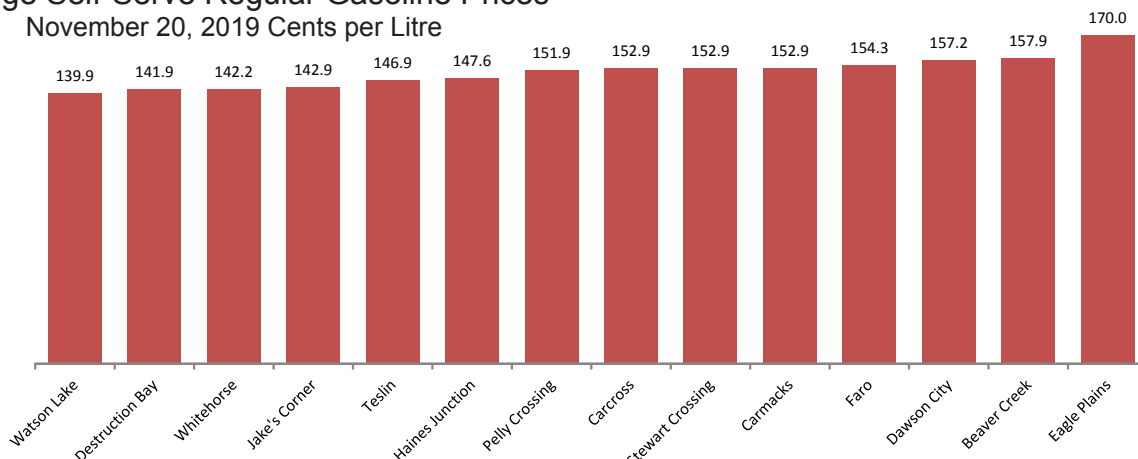
In communities offering **full-serve propane** fuel services, prices ranged from 105.9¢ per litre in Whitehorse to 140.0¢ per litre in Eagle Plains; a difference of 34.1¢. Year-over-year, prices of full-serve propane increased in Whitehorse and Watson Lake; decreased in Destruction Bay; remained the same in Eagle Plains and Teslin and were unavailable for Dawson City and Haines Junction.

**Notes:**

All prices are Canadian cents per litre, including all applicable taxes.  
 "n/a" indicates this information was not available for the reporting period.  
 "-" Indicates this service was not available in this community at this time.

### Average Self-Serve Regular Gasoline Prices

November 20, 2019 Cents per Litre



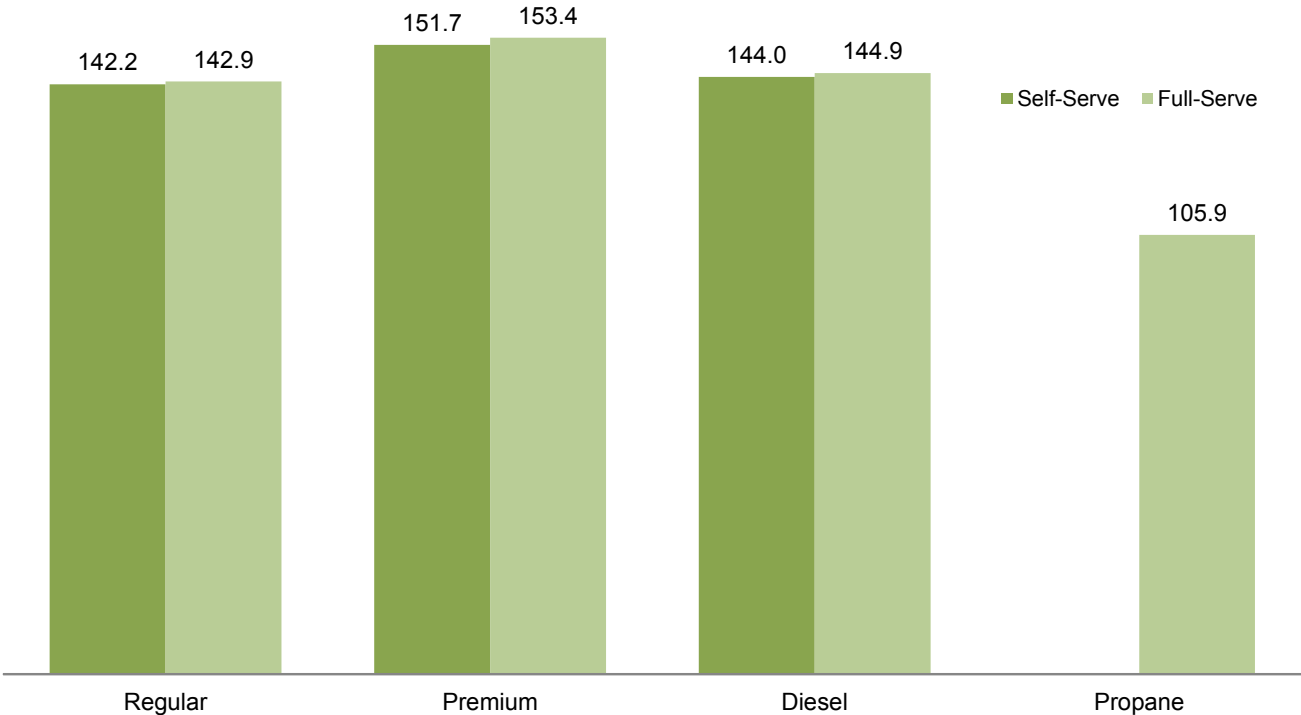
The prices for Burwash Landing, Mayo and Ross River were unavailable.

## Retail Motor Fuel Prices — Whitehorse

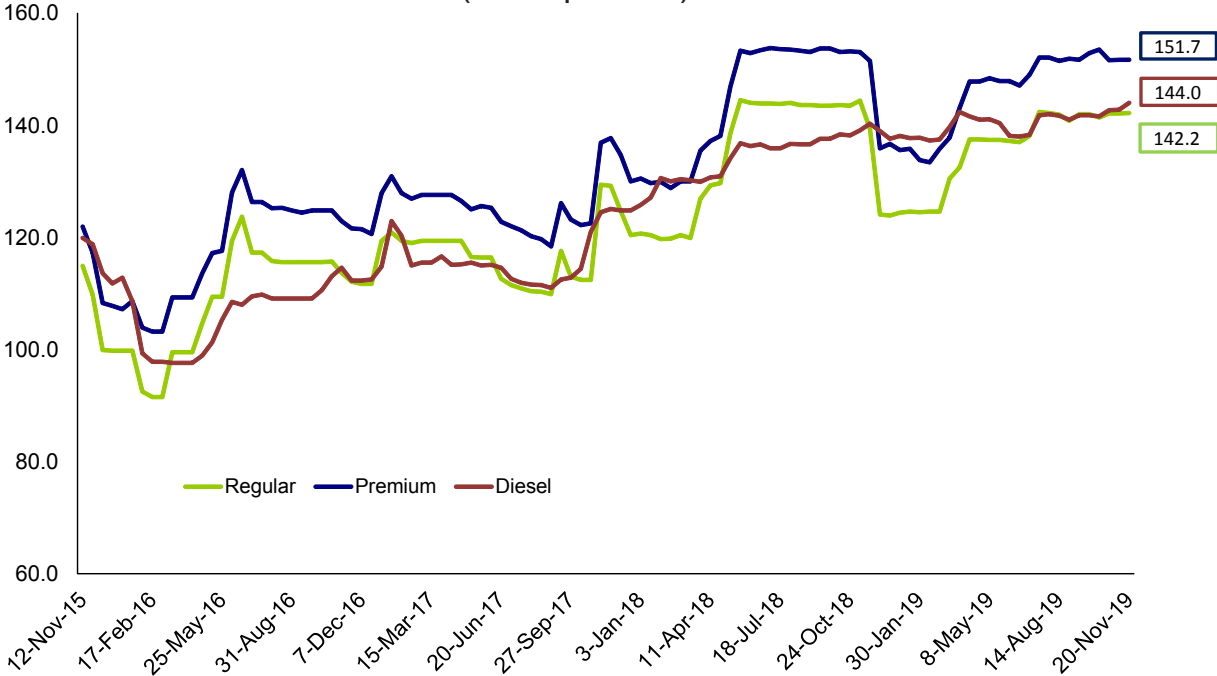
	Self-serve			Full-serve			
	regular	premium	diesel	regular	premium	diesel	propane
20-Nov-19	142.2	151.7	144.0	142.9	153.4	144.9	105.9
6-Nov-19	142.1	151.7	142.8	142.9	153.4	142.2	103.9
23-Oct-19	142.1	151.6	142.7	142.9	153.4	142.2	102.9
9-Oct-19	141.4	153.5	141.6	142.9	153.6	142.2	102.9
25-Sep-19	142.0	152.9	141.8	142.9	153.9	143.9	101.2
11-Sep-19	142.0	151.7	141.8	142.9	153.4	142.2	100.4
28-Aug-19	140.8	151.9	141.0	142.9	153.9	142.9	100.9
14-Aug-19	141.9	151.5	141.7	142.9	153.9	142.9	101.1
31-Jul-19	142.2	152.1	142.0	142.9	153.4	142.2	101.1
17-Jul-19	142.4	152.1	141.8	142.9	153.4	140.6	101.1
3-Jul-19	138.1	149.0	138.3	139.6	151.8	138.9	101.1
19-Jun-19	137.0	147.1	138.0	136.6	148.8	138.2	100.3
5-Jun-19	137.2	147.9	138.1	137.9	150.1	139.6	101.0
21-May-19	137.4	147.9	140.4	137.9	150.1	140.9	101.0
8-May-19	137.4	148.4	141.1	137.9	150.1	140.9	101.9
24-Apr-19	137.5	147.8	141.0	137.9	149.9	140.9	100.9
10-Apr-19	137.5	147.8	141.6	137.9	149.9	141.9	100.9
27-Mar-19	132.5	143.1	142.4	132.9	146.8	141.9	101.2
13-Mar-19	130.5	137.8	139.7	132.9	140.4	142.9	98.9
27-Feb-19	124.6	135.8	137.5	124.9	138.9	138.7	101.2
13-Feb-19	124.6	133.4	137.3	124.9	133.6	138.2	97.4
30-Jan-19	124.5	133.8	137.8	124.9	134.9	140.0	97.4
16-Jan-19	124.6	135.8	137.7	124.9	138.9	138.4	101.2
2-Jan-19	124.4	135.6	138.1	124.9	138.4	138.4	101.2
19-Dec-18	123.9	136.7	137.6	124.9	140.2	137.9	102.9
5-Dec-18	124.1	135.9	139.0	123.6	138.9	138.2	101.9
21-Nov-18	139.4	151.5	140.3	139.9	151.2	139.6	102.9
7-Nov-18	144.4	153.1	139.1	144.9	152.9	137.9	101.9
Oct '18	143.6	153.2	138.3	143.9	152.9	136.9	101.1
Sep '18	143.5	153.7	137.6	144.9	152.9	137.9	100.4
Aug '18	143.7	153.3	136.6	144.9	152.9	137.9	100.2
Jul '18	143.9	153.7	135.9	144.9	152.4	136.6	99.7
Jun '18	144.0	153.2	136.5	144.9	153.9	137.1	102.6
May '18	141.6	150.1	135.5	142.4	150.3	135.6	100.7
Apr '18	129.5	137.7	130.8	129.9	137.9	130.9	100.4
Mar '18	123.4	132.8	130.1	123.9	133.4	130.9	101.8
Feb '18	120.1	129.4	130.2	120.9	129.9	131.4	102.2
Jan '18	120.3	130.0	127.8	120.6	131.7	127.9	103.6
Dec '17	122.6	132.4	124.8	124.1	133.6	126.2	102.3
Nov '17	129.3	137.3	124.8	129.8	137.8	122.9	101.6
Oct '17	112.4	122.4	117.7	112.9	124.2	116.2	100.2
Sep '17	115.3	124.7	112.7	116.4	126.4	114.0	98.5
Aug '17	110.2	119.4	111.4	109.8	120.8	112.1	97.0
Jul '17	111.2	121.7	112.3	111.3	123.7	113.1	97.9
Jun '17	114.5	124.1	114.9	115.1	125.1	115.1	98.2
May '17	116.5	125.3	115.3	116.9	126.2	114.9	93.6
Apr '17	118.6	127.1	115.2	118.9	126.4	114.9	92.9
Mar '17	119.4	127.6	115.9	119.9	127.2	115.6	96.7
Feb '17	119.2	127.4	117.7	119.3	126.6	122.2	93.9
Jan '17	119.4	127.9	115.1	119.9	127.2	114.8	91.4
Dec '16	111.7	121.1	112.4	111.9	122.2	111.9	89.9
Nov '16	112.9	122.3	113.5	112.8	123.7	113.6	90.3

# Retail Motor Fuel Prices — Whitehorse

Average Fuel Prices, as of November 20, 2019  
(cents per litre)



Average Self-Serve Bi-weekly Fuel Prices,  
November 2015 - November 2019  
(cents per litre)



## Retail Motor Fuel Prices - Beaver Creek & Burwash Landing

	Beaver Creek Self-serve		
	regular	premium	diesel
20-Nov-19	157.9	169.9	165.9
6-Nov-19	157.9	169.9	165.9
23-Oct-19	157.2	169.9	162.6
9-Oct-19	157.0	169.0	165.0
25-Sep-19	156.9	160.0	160.6
11-Sep-19	157.2	169.9	160.9
28-Aug-19	157.2	169.9	160.9
14-Aug-19	157.2	169.9	160.9
31-Jul-19	157.2	169.9	160.9
17-Jul-19	157.2	169.9	160.9
3-Jul-19	157.2	169.9	160.9
19-Jun-19	157.2	162.9	158.6
5-Jun-19	157.2	169.9	160.9
21-May-19	158.9	169.9	169.9
8-May-19	158.9	169.9	169.9
24-Apr-19	155.9	169.9	169.9
10-Apr-19	153.9	169.9	169.9
27-Mar-19	149.9	169.9	169.9
13-Mar-19	149.9	169.9	169.9
27-Feb-19	144.9	169.9	169.9
13-Feb-19	149.9	169.9	169.9
30-Jan-19	149.9	159.9	159.9
16-Jan-19	149.9	169.9	169.9
2-Jan-19	149.9	169.9	169.9
19-Dec-18	149.9	169.9	169.9
5-Dec-18	159.9	169.9	169.9
21-Nov-18	159.9	169.9	169.9
7-Nov-18	159.9	169.9	159.9
Oct '18	158.8	169.9	157.8
Sep '18	158.0	169.9	157.0
Aug '18	157.6	169.9	150.9
Jul '18	157.6	169.9	148.6
Jun '18	158.9	169.9	148.6
May '18	151.1	159.9	147.6
Apr '18	144.9	159.9	159.9
Mar '18	144.9	159.9	159.9
Feb '18	144.9	159.9	159.9
Jan '18	144.9	159.9	159.9
Dec '17	141.2	159.9	153.7
Nov '17	137.4	159.9	144.9
Oct '17	137.2	159.9	142.3
Sep '17	136.9	159.9	139.6
Aug '17	138.8	159.9	139.5
Jul '17	133.6	159.9	137.9
Jun '17	133.5	159.9	137.5
May '17	130.5	159.9	137.6
Apr '17	138.3	159.9	143.3
Mar '17	144.6	159.6	154.6
Feb '17	144.9	159.9	152.4
Jan '17	144.9	155.4	149.9
Dec '16	139.9	159.9	149.9
Nov '16	139.9	159.9	143.9

	Burwash Landing Self-serve		
	regular	premium	diesel
20-Nov-19	n/a	n/a	n/a
6-Nov-19	142.9	152.9	142.9
23-Oct-19	142.9	152.9	142.9
9-Oct-19	142.9	152.9	142.9
25-Sep-19	142.9	152.9	142.9
11-Sep-19	142.9	152.9	142.9
28-Aug-19	142.9	152.9	142.9
14-Aug-19	142.9	152.9	142.9
31-Jul-19	n/a	n/a	n/a
17-Jul-19	142.9	152.9	142.9
3-Jul-19	137.9	147.9	139.9
19-Jun-19	132.9	142.9	139.9
5-Jun-19	132.9	142.9	139.9
21-May-19	132.9	142.9	139.9
8-May-19	n/a	n/a	n/a
24-Apr-19	n/a	n/a	n/a
10-Apr-19	n/a	n/a	n/a
27-Mar-19	126.0	136.0	138.9
13-Mar-19	n/a	n/a	n/a
27-Feb-19	n/a	n/a	n/a
13-Feb-19	126.0	136.0	138.9
30-Jan-19	126.0	136.0	138.9
16-Jan-19	140.9	152.9	138.9
2-Jan-19	n/a	n/a	n/a
19-Dec-18	140.9	152.9	138.9
5-Dec-18	140.9	152.9	138.9
21-Nov-18	147.9	157.9	138.9
7-Nov-18	147.9	157.9	137.9
Oct '18	147.9	157.9	138.9
Sep '18	n/a	n/a	n/a
Aug '18	145.9	155.9	138.2
Jul '18	144.9	154.9	137.9
Jun '18	144.9	154.9	137.9
May '18	137.4	147.4	131.9
Apr '18	129.9	139.9	135.9
Mar '18	127.9	137.9	131.9
Feb '18	129.9	139.9	127.9
Jan '18	129.9	139.9	127.9
Dec '17	129.9	139.9	127.9
Nov '17	129.9	139.9	127.9
Oct '17	120.9	130.9	118.9
Sep '17	120.9	130.9	118.9
Aug '17	120.9	130.9	118.9
Jul '17	120.9	130.9	118.9
Jun '17	120.9	130.9	118.9
May '17	120.9	130.9	118.9
Apr '17	125.9	135.9	118.9
Mar '17	125.9	135.9	118.9
Feb '17	125.9	135.9	118.9
Jan '17	122.9	132.9	117.4
Dec '16	119.9	129.9	115.9
Nov '16	119.9	129.9	115.9

## Retail Motor Fuel Prices — Carcross & Carmacks

	Carcross Self-serve				Carmacks Self-serve		
	regular	premium	diesel		regular	premium	diesel
20-Nov-19	152.9	-	157.9	20-Nov-19	152.9	162.9	155.9
6-Nov-19	152.9	-	157.9	6-Nov-19	152.9	162.9	155.9
23-Oct-19	149.9	-	154.9	23-Oct-19	152.9	162.9	155.9
9-Oct-19	149.9	-	154.9	9-Oct-19	152.9	162.9	155.9
25-Sep-19	149.9	-	154.9	25-Sep-19	152.9	162.9	155.9
11-Sep-19	149.9	-	154.9	11-Sep-19	152.9	162.9	155.9
28-Aug-19	149.9	-	154.9	28-Aug-19	152.9	162.9	155.9
14-Aug-19	149.9	-	154.9	14-Aug-19	152.9	162.9	155.9
31-Jul-19	149.9	-	154.9	31-Jul-19	152.9	162.9	155.9
17-Jul-19	149.9	-	154.9	17-Jul-19	152.9	162.9	155.9
3-Jul-19	149.9	-	154.9	3-Jul-19	152.9	162.9	155.9
19-Jun-19	147.9	-	154.9	19-Jun-19	152.9	160.4	154.9
5-Jun-19	147.9	-	154.9	5-Jun-19	152.9	160.4	154.9
21-May-19	147.9	-	154.9	21-May-19	152.9	160.4	154.9
8-May-19	147.9	-	154.9	8-May-19	152.9	160.4	154.9
24-Apr-19	147.9	-	154.9	24-Apr-19	150.4	160.4	146.9
10-Apr-19	147.9	-	154.9	10-Apr-19	143.9	153.9	156.9
27-Mar-19	144.9	-	149.9	27-Mar-19	139.9	149.9	153.9
13-Mar-19	134.9	-	149.9	13-Mar-19	129.9	139.9	139.9
27-Feb-19	134.9	-	149.9	27-Feb-19	129.9	139.9	139.9
13-Feb-19	134.9	-	149.9	13-Feb-19	129.9	139.9	144.9
30-Jan-19	134.9	-	149.9	30-Jan-19	129.9	139.9	144.9
16-Jan-19	134.9	-	149.9	16-Jan-19	129.9	139.9	144.9
2-Jan-19	134.9	-	149.9	2-Jan-19	129.9	139.9	143.9
19-Dec-18	134.9	-	149.9	19-Dec-18	129.9	139.9	144.9
5-Dec-18	134.9	-	149.9	5-Dec-18	136.9	153.4	159.4
21-Nov-18	149.9	-	154.9	21-Nov-18	144.9	159.9	155.9
7-Nov-18	154.9	-	154.9	7-Nov-18	154.9	164.9	155.9
Oct '18	154.9	-	154.9	Oct '18	154.9	164.9	152.4
Sep '18	154.9	-	154.9	Sep '18	154.9	163.7	153.4
Aug '18	154.9	-	154.9	Aug '18	158.2	166.6	151.4
Jul '18	154.9	-	154.9	Jul '18	157.4	162.4	149.7
Jun '18	154.9	-	152.4	Jun '18	153.7	157.4	147.9
May '18	149.9	-	149.9	May '18	149.9	154.4	146.4
Apr '18	138.9	-	144.9	Apr '18	139.9	152.2	141.4
Mar '18	132.9	-	141.9	Mar '18	130.9	145.4	140.4
Feb '18	131.4	-	142.4	Feb '18	130.9	145.4	140.4
Jan '18	129.9	-	137.3	Jan '18	133.9	146.9	139.7
Dec '17	137.5	-	143.5	Dec '17	139.9	149.9	137.9
Nov '17	136.5	-	136.5	Nov '17	132.4	142.4	134.4
Oct '17	124.0	-	125.0	Oct '17	124.9	137.2	129.9
Sep '17	126.5	-	127.5	Sep '17	129.9	138.2	128.9
Aug '17	122.0	-	122.0	Aug '17	119.9	130.9	124.1
Jul '17	124.4	-	124.4	Jul '17	119.9	128.7	121.2
Jun '17	128.4	-	126.9	Jun '17	124.9	134.9	127.4
May '17	129.9	-	129.9	May '17	124.9	132.4	127.4
Apr '17	129.9	-	129.9	Apr '17	124.9	135.9	127.4
Mar '17	129.9	-	129.9	Mar '17	124.9	135.9	127.4
Feb '17	129.9	-	129.9	Feb '17	124.9	135.9	127.4
Jan '17	129.9	-	129.9	Jan '17	124.9	134.4	127.4
Dec '16	121.9	-	128.4	Dec '16	124.9	133.4	126.2
Nov '16	123.4	-	128.4	Nov '16	124.9	130.9	124.9

## Retail Motor Fuel Prices — Dawson City & Destruction Bay

	Dawson City Self-serve			Full-serve
	regular	premium	diesel	propane
20-Nov-19	157.2	164.7	165.2	135.0
6-Nov-19	152.8	164.7	155.8	135.0
23-Oct-19	157.9	163.9	157.9	135.0
9-Oct-19	150.1	164.9	149.4	135.0
25-Sep-19	158.9	164.9	155.8	135.0
11-Sep-19	158.9	164.9	155.8	135.0
28-Aug-19	149.4	164.9	148.9	135.0
14-Aug-19	160.9	168.4	155.2	135.0
31-Jul-19	153.9	168.4	151.0	135.0
17-Jul-19	159.9	167.4	160.2	135.0
3-Jul-19	151.0	166.1	150.8	135.0
19-Jun-19	158.3	164.8	158.4	135.0
5-Jun-19	152.7	169.4	154.1	135.0
21-May-19	161.4	168.4	164.4	135.0
8-May-19	153.4	168.4	157.4	135.0
24-Apr-19	151.2	169.9	154.9	n/a
10-Apr-19	150.2	166.8	156.9	n/a
27-Mar-19	144.8	160.5	156.6	n/a
13-Mar-19	137.9	155.9	151.9	n/a
27-Feb-19	137.2	153.9	149.9	n/a
13-Feb-19	139.4	152.9	150.5	n/a
30-Jan-19	134.6	146.1	147.0	n/a
16-Jan-19	134.1	144.4	145.2	n/a
2-Jan-19	139.6	164.9	152.2	n/a
19-Dec-18	135.4	164.9	147.7	n/a
5-Dec-18	142.6	174.0	154.2	n/a
21-Nov-18	152.6	174.0	153.5	n/a
7-Nov-18	158.2	172.0	154.9	135.0
Oct '18	154.6	172.0	151.8	135.0
Sep '18	154.6	172.0	151.2	135.0
Aug '18	154.6	171.4	150.6	135.0
Jul '18	154.6	172.0	150.5	135.0
Jun '18	154.6	172.0	150.3	135.0
May '18	153.3	163.4	149.7	135.0
Apr '18	142.6	152.7	142.2	135.0
Mar '18	130.7	149.5	138.8	n/a
Feb '18	133.6	148.2	139.9	135.0
Jan '18	130.9	146.5	134.8	135.0
Dec '17	134.0	151.1	135.0	135.0
Nov '17	140.9	148.7	145.8	135.0
Oct '17	134.7	143.2	136.3	135.0
Sep '17	136.2	144.7	135.9	135.0
Aug '17	129.7	136.5	131.7	135.0
Jul '17	131.0	138.2	134.2	135.0
Jun '17	134.2	140.2	134.9	135.0
May '17	135.7	141.7	137.8	135.0
Apr '17	135.7	141.7	137.8	135.0
Mar '17	135.7	141.7	137.8	135.3
Feb '17	136.1	142.6	140.8	135.0
Jan '17	132.5	139.5	142.8	n/a
Dec '16	134.2	139.4	131.9	135.0
Nov '16	134.4	141.4	131.9	135.0

	Destruction Bay Self-serve			Full-serve
	regular	premium	diesel	propane
20-Nov-19	141.9	157.9	156.9	136.9
6-Nov-19	n/a	n/a	n/a	n/a
23-Oct-19	n/a	n/a	n/a	n/a
9-Oct-19	141.9	157.9	152.9	136.9
25-Sep-19	144.9	158.9	147.9	136.9
11-Sep-19	139.9	153.9	139.9	136.9
28-Aug-19	138.9	152.9	140.9	138.9
14-Aug-19	142.9	156.9	142.9	136.9
31-Jul-19	144.9	158.9	144.9	136.9
17-Jul-19	148.9	162.9	142.9	136.9
3-Jul-19	143.9	156.9	140.9	136.9
19-Jun-19	n/a	n/a	n/a	n/a
5-Jun-19	149.9	162.9	147.9	136.9
21-May-19	150.9	163.9	149.9	136.9
8-May-19	n/a	n/a	n/a	n/a
24-Apr-19	n/a	n/a	n/a	n/a
10-Apr-19	n/a	n/a	n/a	n/a
27-Mar-19	n/a	n/a	n/a	n/a
13-Mar-19	140.9	153.9	149.9	136.9
27-Feb-19	n/a	n/a	n/a	n/a
13-Feb-19	130.9	143.9	144.9	136.9
30-Jan-19	128.9	141.9	143.9	136.9
16-Jan-19	128.9	141.9	144.9	136.9
2-Jan-19	142.9	155.9	156.9	136.9
19-Dec-18	142.9	155.9	156.9	136.9
5-Dec-18	142.9	155.9	156.9	140.0
21-Nov-18	145.9	158.9	154.9	140.0
7-Nov-18	145.9	158.9	153.9	140.0
Oct '18	153.4	166.4	157.4	138.5
Sep '18	155.9	168.9	150.9	136.9
Aug '18	153.2	166.2	148.9	136.9
Jul '18	154.4	167.4	149.9	136.9
Jun '18	155.4	163.4	153.9	136.9
May '18	154.4	166.9	149.9	140.0
Apr '18	150.4	160.4	145.4	135.0
Mar '18	139.4	152.4	144.9	126.9
Feb '18	135.9	148.9	146.9	126.9
Jan '18	135.2	148.6	147.9	126.9
Dec '17	132.9	145.9	144.4	126.9
Nov '17	137.4	150.4	143.4	126.9
Oct '17	129.9	142.9	137.9	126.9
Sep '17	128.9	141.9	127.9	126.9
Aug '17	128.4	140.9	124.4	126.9
Jul '17	123.4	134.9	119.9	126.9
Jun '17	120.9	132.9	122.9	126.9
May '17	127.9	137.9	125.9	128.5
Apr '17	132.9	142.9	128.9	126.9
Mar '17	126.9	136.9	129.9	126.9
Feb '17	128.9	138.9	128.9	128.5
Jan '17	131.4	141.4	127.9	126.9
Dec '16	126.4	134.9	128.4	126.9
Nov '16	122.9	132.9	128.9	128.5

## Retail Motor Fuel Prices — Eagle Plains & Faro

	Eagle Plains Self-Serve			Full-serve propane		Faro Self-Serve		
	regular	premium	diesel			regular	premium	diesel
20-Nov-19	170.0	-	161.0	140.0	20-Nov-19	154.3	-	157.3
6-Nov-19	170.0	-	166.0	144.0	6-Nov-19	154.3	-	157.3
23-Oct-19	170.0	-	161.0	144.0	23-Oct-19	154.3	-	157.3
9-Oct-19	170.0	-	161.0	144.0	9-Oct-19	154.3	-	157.3
25-Sep-19	170.0	-	161.0	144.0	25-Sep-19	154.3	-	157.3
11-Sep-19	170.0	-	161.0	144.0	11-Sep-19	154.3	-	157.3
28-Aug-19	170.0	-	166.0	144.0	28-Aug-19	154.3	-	157.3
14-Aug-19	170.0	-	161.0	144.0	14-Aug-19	n/a	-	n/a
31-Jul-19	170.0	-	161.0	144.0	31-Jul-19	n/a	-	n/a
17-Jul-19	170.0	-	161.0	144.0	17-Jul-19	154.3	-	157.3
3-Jul-19	170.0	-	166.0	144.0	3-Jul-19	154.3	-	157.3
19-Jun-19	165.0	-	160.0	140.0	19-Jun-19	149.9	-	151.9
5-Jun-19	165.0	-	160.0	140.0	5-Jun-19	149.9	-	151.9
21-May-19	165.0	-	160.0	140.0	21-May-19	153.9	-	155.9
8-May-19	165.0	-	160.0	140.0	8-May-19	153.9	-	155.9
24-Apr-19	165.0	-	160.0	140.0	24-Apr-19	148.9	-	152.9
10-Apr-19	165.0	-	155.0	140.0	10-Apr-19	144.9	-	148.9
27-Mar-19	165.0	-	155.0	140.0	27-Mar-19	140.9	-	148.9
13-Mar-19	165.0	-	155.0	140.0	13-Mar-19	130.9	-	145.9
27-Feb-19	165.0	-	155.0	140.0	27-Feb-19	130.9	-	145.9
13-Feb-19	165.0	-	155.0	140.0	13-Feb-19	130.9	-	145.9
30-Jan-19	165.0	-	155.0	140.0	30-Jan-19	130.9	-	145.9
16-Jan-19	165.0	-	155.0	140.0	16-Jan-19	n/a	-	n/a
2-Jan-19	n/a	-	n/a	n/a	2-Jan-19	130.9	-	145.9
19-Dec-18	155.0	-	155.0	140.0	19-Dec-18	130.9	-	145.9
5-Dec-18	155.0	-	155.0	140.0	5-Dec-18	145.9	-	159.5
21-Nov-18	155.0	-	155.0	140.0	21-Nov-18	n/a	-	n/a
7-Nov-18	155.0	-	155.0	140.0	7-Nov-18	154.9	-	142.5
Oct '18	160.0	-	157.5	140.0	Oct '18	154.9	-	142.5
Sep '18	165.0	-	155.0	140.0	Sep '18	154.9	-	142.5
Aug '18	161.7	-	155.0	140.0	Aug '18	158.2	-	147.2
Jul '18	160.0	-	155.0	140.0	Jul '18	154.9	-	152.5
Jun '18	n/a	-	n/a	n/a	Jun '18	153.9	-	153.5
May '18	n/a	-	n/a	n/a	May '18	151.9	-	150.5
Apr '18	n/a	-	n/a	n/a	Apr '18	139.9	-	145.5
Mar '18	145.0	-	150.0	140.0	Mar '18	134.5	-	142.9
Feb '18	145.0	-	150.0	140.0	Feb '18	134.7	-	138.9
Jan '18	145.0	-	143.3	140.0	Jan '18	138.0	-	134.8
Dec '17	145.0	-	142.5	140.0	Dec '17	139.9	-	134.5
Nov '17	145.0	-	142.5	140.0	Nov '17	n/a	-	n/a
Oct '17	145.0	-	140.0	140.0	Oct '17	n/a	-	n/a
Sep '17	145.0	-	140.0	140.0	Sep '17	128.2	-	129.9
Aug '17	145.0	-	143.3	140.0	Aug '17	127.9	-	132.9
Jul '17	145.0	-	142.5	140.0	Jul '17	127.0	-	127.0
Jun '17	145.0	-	142.5	140.0	Jun '17	127.9	-	132.9
May '17	145.0	-	145.0	140.0	May '17	127.9	-	132.9
Apr '17	145.0	-	140.0	140.0	Apr '17	127.9	-	132.9
Mar '17	145.0	-	140.0	140.0	Mar '17	125.9	-	130.9
Feb '17	145.0	-	140.0	140.0	Feb '17	124.9	-	129.9
Jan '17	145.0	-	140.0	140.0	Jan '17	124.9	-	129.9
Dec '16	145.0	-	140.0	140.0	Dec '16	124.9	-	123.9
Nov '16	145.0	-	142.5	140.0	Nov '16	124.9	-	123.9

## Retail Motor Fuel Prices — Haines Junction

	Self-serve			Full-serve
	regular	premium	diesel	propane
20-Nov-19	147.6	155.9	149.2	n/a
6-Nov-19	147.6	155.9	148.2	n/a
23-Oct-19	147.6	155.9	148.2	n/a
9-Oct-19	146.9	n/a	146.9	n/a
25-Sep-19	147.4	155.9	147.9	n/a
11-Sep-19	147.6	155.9	148.2	n/a
28-Aug-19	147.4	155.9	147.9	n/a
14-Aug-19	147.6	155.9	148.2	n/a
31-Jul-19	147.6	155.9	148.2	n/a
17-Jul-19	147.6	155.9	148.2	n/a
3-Jul-19	144.2	153.4	144.9	n/a
19-Jun-19	142.3	155.4	144.5	n/a
5-Jun-19	142.3	150.9	144.5	n/a
21-May-19	141.2	148.9	145.9	n/a
8-May-19	140.4	150.9	146.4	n/a
24-Apr-19	141.2	150.9	145.9	n/a
10-Apr-19	141.2	150.9	147.9	n/a
27-Mar-19	138.2	141.4	141.9	n/a
13-Mar-19	128.9	136.9	139.6	n/a
27-Feb-19	128.9	136.9	139.9	n/a
13-Feb-19	128.9	136.9	139.9	n/a
30-Jan-19	128.9	136.9	139.9	n/a
16-Jan-19	128.9	136.9	139.9	n/a
2-Jan-19	128.9	136.9	139.9	n/a
19-Dec-18	130.9	136.9	141.5	n/a
5-Dec-18	142.4	142.9	146.4	n/a
21-Nov-18	146.5	152.9	148.6	n/a
7-Nov-18	149.9	157.9	148.6	n/a
Oct '18	148.7	157.9	147.0	100.0
Sep '18	146.5	157.9	144.2	100.0
Aug '18	147.5	158.2	146.0	100.0
Jul '18	147.2	157.9	142.6	100.0
Jun '18	147.8	157.9	145.4	100.0
May '18	144.7	155.4	141.8	100.0
Apr '18	132.2	142.9	136.6	100.0
Mar '18	126.7	137.2	136.5	100.0
Feb '18	124.9	133.9	135.9	100.0
Jan '18	124.6	133.9	133.8	100.0
Dec '17	127.2	132.9	133.2	100.0
Nov '17	129.7	146.0	133.6	100.0
Oct '17	117.1	125.9	123.1	100.0
Sep '17	121.7	132.9	119.1	100.0
Aug '17	115.8	124.2	116.3	100.0
Jul '17	116.6	125.2	116.5	100.0
Jun '17	121.4	128.2	119.7	100.0
May '17	121.5	129.0	122.1	100.0
Apr '17	122.7	129.0	122.0	100.0
Mar '17	121.4	130.9	120.9	100.0
Feb '17	123.0	130.9	121.5	100.0
Jan '17	122.3	130.9	119.5	100.0
Dec '16	113.9	122.4	116.1	100.0
Nov '16	116.9	124.2	116.9	100.0

## Retail Motor Fuel Prices — Jake's Corner

	Self-serve			Full-serve
	regular	premium	diesel	propane
20-Nov-19	142.9	153.9	151.9	-
6-Nov-19	142.9	153.9	151.9	-
23-Oct-19	144.9	154.9	151.9	-
9-Oct-19	149.9	154.9	151.9	-
25-Sep-19	n/a	n/a	n/a	-
11-Sep-19	149.9	154.9	142.9	-
28-Aug-19	n/a	n/a	n/a	-
14-Aug-19	n/a	n/a	n/a	-
31-Jul-19	142.9	156.0	147.9	-
17-Jul-19	142.9	156.0	147.9	-
3-Jul-19	142.9	156.0	147.9	-
19-Jun-19	137.9	151.0	142.9	-
5-Jun-19	137.9	151.0	142.9	-
21-May-19	137.9	151.0	142.9	-
8-May-19	137.9	151.0	142.9	-
24-Apr-19	137.9	151.0	142.9	-
10-Apr-19	137.9	151.0	145.9	-
27-Mar-19	132.9	146.0	145.9	-
13-Mar-19	132.9	144.0	145.9	-
27-Feb-19	127.9	137.9	143.0	-
13-Feb-19	127.9	137.9	143.0	-
30-Jan-19	127.9	137.9	143.0	-
16-Jan-19	127.9	137.9	143.0	-
2-Jan-19	127.9	137.9	143.0	-
19-Dec-18	127.9	137.9	143.0	-
5-Dec-18	127.9	137.9	143.0	-
21-Nov-18	142.0	155.9	142.0	-
7-Nov-18	147.8	155.9	141.4	-
Oct '18	147.8	155.9	141.4	n/a
Sep '18	147.8	155.9	141.4	n/a
Aug '18	147.8	155.9	137.9	n/a
Jul '18	147.8	155.9	137.9	n/a
Jun '18	147.8	155.9	137.9	n/a
May '18	145.3	151.4	137.9	n/a
Apr '18	132.8	140.9	132.9	n/a
Mar '18	n/a	n/a	n/a	n/a
Feb '18	n/a	n/a	n/a	n/a
Jan '18	n/a	n/a	n/a	n/a
Dec '17	n/a	n/a	n/a	n/a
Nov '17	n/a	n/a	n/a	n/a
Oct '17	n/a	n/a	n/a	n/a
Sep '17	n/a	n/a	n/a	n/a
Aug '17	112.8	126.8	113.8	115.0
Jul '17	112.8	126.8	113.8	107.5
Jun '17	116.8	129.8	116.8	115.0
May '17	118.3	129.8	118.3	107.5
Apr '17	119.8	129.8	124.8	100.0
Mar '17	119.8	129.8	124.8	115.0
Feb '17	119.8	129.8	124.8	115.0
Jan '17	117.8	129.8	124.8	115.0
Dec '16	115.8	129.8	124.8	115.0
Nov '16	115.8	129.8	124.8	115.0

## Retail Motor Fuel Prices — Mayo

	Self-serve			Full-serve	
	regular	premium	diesel	regular	diesel
20-Nov-19	n/a	-	n/a	-	-
6-Nov-19	149.9	-	147.9	-	-
23-Oct-19	n/a	-	n/a	-	-
9-Oct-19	142.8	-	140.9	-	-
25-Sep-19	n/a	-	n/a	-	-
11-Sep-19	n/a	-	n/a	-	-
28-Aug-19	141.4	-	144.1	-	-
14-Aug-19	n/a	-	n/a	-	-
31-Jul-19	148.4	-	148.3	-	-
17-Jul-19	n/a	-	n/a	-	-
3-Jul-19	144.0	-	142.9	-	-
19-Jun-19	n/a	-	n/a	-	-
5-Jun-19	144.0	-	145.9	-	-
21-May-19	n/a	-	n/a	-	-
8-May-19	146.9	-	151.9	-	-
24-Apr-19	146.9	-	151.9	-	-
10-Apr-19	146.9	-	154.9	-	-
27-Mar-19	141.9	-	154.9	-	-
13-Mar-19	133.9	-	144.9	-	-
27-Feb-19	133.9	-	144.9	-	-
13-Feb-19	133.9	-	144.9	-	-
30-Jan-19	133.9	-	144.9	-	-
16-Jan-19	133.9	-	144.9	-	-
2-Jan-19	128.9	-	140.9	-	-
19-Dec-18	122.7	-	134.1	-	-
5-Dec-18	128.9	-	143.9	-	-
21-Nov-18	143.9	-	142.9	-	-
7-Nov-18	149.9	-	139.9	-	-
Oct '18	143.4	-	134.1	-	-
Sep '18	144.7	-	135.1	-	-
Aug '18	144.7	-	135.1	n/a	n/a
Jul '18	144.7	-	135.1	n/a	n/a
Jun '18	144.7	-	135.1	n/a	n/a
May '18	149.4	-	141.9	n/a	n/a
Apr '18	138.4	-	136.5	n/a	n/a
Mar '18	126.1	-	129.9	n/a	n/a
Feb '18	124.9	-	133.2	n/a	n/a
Jan '18	123.8	-	127.7	n/a	n/a
Dec '17	127.3	-	126.8	n/a	n/a
Nov '17	132.3	-	127.1	n/a	n/a
Oct '17	116.1	-	117.6	n/a	n/a
Sep '17	120.1	-	106.1	n/a	n/a
Aug '17	112.7	-	112.2	122.9	119.6
Jul '17	112.3	-	113.2	125.9	117.4
Jun '17	114.7	-	112.8	128.9	123.9
May '17	119.9	-	114.2	128.9	123.9
Apr '17	119.9	-	114.2	128.9	123.9
Mar '17	119.9	-	114.2	128.9	123.9
Feb '17	119.9	-	111.3	128.9	123.9
Jan '17	119.9	-	111.3	128.9	123.9
Dec '16	117.9	-	113.9	128.9	123.9
Nov '16	121.9	-	113.9	128.9	123.9

\* Mayo full-serve station burnt down in early September 2017.

## Retail Motor Fuel Prices — Pelly Crossing & Ross River

	Pelly Crossing Self-serve		
	regular	Premium	diesel
20-Nov-19	151.9	157.9	146.9
6-Nov-19	151.9	157.9	146.9
23-Oct-19	151.9	157.9	146.9
9-Oct-19	151.9	157.9	146.9
25-Sep-19	151.9	157.9	146.9
11-Sep-19	151.9	157.9	146.9
28-Aug-19	151.9	157.9	146.9
14-Aug-19	151.9	157.9	146.9
31-Jul-19	151.9	157.9	146.9
17-Jul-19	151.9	157.9	146.9
3-Jul-19	151.9	157.9	146.9
19-Jun-19	151.9	157.9	146.9
5-Jun-19	151.9	157.9	146.9
21-May-19	151.9	157.9	146.9
8-May-19	151.9	157.9	146.9
24-Apr-19	147.9	153.9	142.9
10-Apr-19	n/a	n/a	n/a
27-Mar-19	n/a	n/a	n/a
13-Mar-19	130.9	136.9	125.9
27-Feb-19	130.9	136.9	125.9
13-Feb-19	130.9	136.9	125.9
30-Jan-19	130.9	136.9	125.9
16-Jan-19	139.4	140.9	129.9
2-Jan-19	134.9	140.9	n/a
19-Dec-18	134.9	140.9	129.9
5-Dec-18	146.9	152.9	141.9
21-Nov-18	153.9	-	148.9
7-Nov-18	153.9	-	148.9
Oct '18	153.9	159.9	148.9
Sep '18	153.9	159.9	148.9
Aug '18	153.9	159.2	148.9
Jul '18	153.9	158.9	148.9
Jun '18	n/a	-	146.5
May '18	148.9	-	148.4
Apr '18	134.4	-	141.7
Mar '18	130.9	-	137.5
Feb '18	130.9	-	137.5
Jan '18	134.9	-	137.5
Dec '17	136.9	-	137.5
Nov '17	133.2	-	137.5
Oct '17	129.5	-	126.5
Sep '17	129.5	-	126.5
Aug '17	122.0	-	122.0
Jul '17	125.0	-	125.0
Jun '17	127.9	-	127.9
May '17	127.9	-	127.9
Apr '17	125.9	-	127.9
Mar '17	122.6	-	127.9
Feb '17	120.9	-	128.9
Jan '17	119.9	-	129.9
Dec '16	119.9	-	129.9
Nov '16	128.9	-	129.9

	Ross River Self-serve	
	regular	diesel
20-Nov-19	n/a	n/a
6-Nov-19	152.9	156.4
23-Oct-19	154.9	158.4
9-Oct-19	154.9	158.4
25-Sep-19	154.9	158.4
11-Sep-19	154.9	158.4
28-Aug-19	154.9	158.4
14-Aug-19	154.9	158.4
31-Jul-19	154.9	158.4
17-Jul-19	152.9	155.9
3-Jul-19	152.9	155.9
19-Jun-19	152.9	155.9
5-Jun-19	147.9	153.9
21-May-19	147.9	153.9
8-May-19	147.9	153.9
24-Apr-19	147.9	153.9
10-Apr-19	142.9	150.9
27-Mar-19	139.9	147.9
13-Mar-19	129.9	144.9
27-Feb-19	129.9	144.9
13-Feb-19	129.9	144.9
30-Jan-19	n/a	n/a
16-Jan-19	129.9	144.9
2-Jan-19	n/a	n/a
19-Dec-18	129.9	144.9
5-Dec-18	144.9	158.9
21-Nov-18	144.9	168.9
7-Nov-18	156.9	154.5
Oct '18	156.9	154.5
Sep '18	156.9	154.5
Aug '18	156.2	154.0
Jul '18	152.4	152.9
Jun '18	149.9	152.9
May '18	144.9	149.4
Apr '18	137.4	143.9
Mar '18	134.9	141.9
Feb '18	139.9	139.9
Jan '18	136.6	138.2
Dec '17	139.9	139.9
Nov '17	132.4	132.4
Oct '17	129.9	129.9
Sep '17	129.9	129.9
Aug '17	129.9	129.9
Jul '17	129.9	129.9
Jun '17	129.9	129.9
May '17	129.9	129.9
Apr '17	129.9	129.9
Mar '17	129.9	129.9
Feb '17	129.9	129.9
Jan '17	129.9	127.9
Dec '16	129.9	127.9
Nov '16	130.9	126.4

## Retail Motor Fuel Prices — Stewart Crossing

	Self-Serve		
	regular	premium	diesel
20-Nov-19	152.9	158.9	150.9
6-Nov-19	152.9	158.9	150.9
23-Oct-19	152.9	158.9	150.9
9-Oct-19	n/a	n/a	n/a
25-Sep-19	152.9	158.9	150.9
11-Sep-19	152.9	158.9	150.9
28-Aug-19	152.9	158.9	150.9
14-Aug-19	152.9	158.9	150.9
31-Jul-19	152.9	158.9	150.9
17-Jul-19	152.9	158.9	150.9
3-Jul-19	152.9	158.9	151.5
19-Jun-19	147.9	153.9	145.9
5-Jun-19	147.9	153.9	145.9
21-May-19	147.9	153.9	145.9
8-May-19	n/a	n/a	n/a
24-Apr-19	147.9	148.9	149.9
10-Apr-19	n/a	n/a	n/a
27-Mar-19	n/a	n/a	n/a
13-Mar-19	134.9	140.9	145.9
27-Feb-19	134.9	140.9	145.9
13-Feb-19	134.9	140.9	145.9
30-Jan-19	134.9	140.9	145.9
16-Jan-19	134.9	140.9	145.9
2-Jan-19	134.9	140.9	145.9
19-Dec-18	134.9	140.9	145.9
5-Dec-18	134.9	140.9	150.9
21-Nov-18	149.9	155.9	150.9
7-Nov-18	154.9	160.9	150.9
Oct '18	154.9	160.9	150.9
Sep '18	154.9	160.9	150.9
Aug '18	154.9	160.9	150.9
Jul '18	154.9	160.9	150.9
Jun '18	154.9	160.9	150.9
May '18	152.4	158.4	148.4
Apr '18	139.9	145.9	139.9
Mar '18	130.4	136.9	139.9
Feb '18	130.9	136.9	139.9
Jan '18	130.9	133.6	137.6
Dec '17	134.4	139.4	132.9
Nov '17	139.9	145.9	132.9
Oct '17	122.9	128.9	126.4
Sep '17	129.9	132.4	119.9
Aug '17	120.9	126.9	119.9
Jul '17	121.9	127.9	122.9
Jun '17	125.4	131.4	123.4
May '17	126.9	132.9	123.9
Apr '17	129.9	135.9	125.9
Mar '17	129.9	135.9	125.9
Feb '17	129.9	135.9	125.9
Jan '17	129.9	135.9	125.9
Dec '16	121.9	127.9	119.9
Nov '16	123.9	129.9	119.9

## Retail Motor Fuel Prices — Teslin

	Self-serve			Full-serve
	regular	premium	diesel	propane
20-Nov-19	146.9	156.9	152.4	110.0
6-Nov-19	146.9	156.9	152.4	110.0
23-Oct-19	146.9	156.9	152.4	110.0
9-Oct-19	146.9	156.9	152.4	110.0
25-Sep-19	146.9	156.9	154.9	n/a
11-Sep-19	146.9	156.9	152.4	110.0
28-Aug-19	146.9	156.9	152.4	110.0
14-Aug-19	146.9	156.9	152.4	110.0
31-Jul-19	146.9	156.9	154.9	110.0
17-Jul-19	146.9	156.9	154.9	n/a
3-Jul-19	144.4	156.9	151.9	n/a
19-Jun-19	141.9	151.9	148.9	n/a
5-Jun-19	141.9	151.9	148.9	n/a
21-May-19	141.9	n/a	148.9	110.0
8-May-19	141.9	n/a	148.9	n/a
24-Apr-19	141.9	151.9	148.9	110.0
10-Apr-19	141.9	n/a	148.9	110.0
27-Mar-19	136.9	n/a	148.9	110.0
13-Mar-19	133.4	n/a	143.9	110.0
27-Feb-19	126.9	n/a	138.6	110.0
13-Feb-19	131.9	n/a	143.9	110.0
30-Jan-19	131.9	n/a	143.9	110.0
16-Jan-19	132.4	142.9	144.4	110.0
2-Jan-19	132.4	142.9	144.4	110.0
19-Dec-18	131.9	141.9	143.9	110.0
5-Dec-18	127.4	132.9	139.4	110.0
21-Nov-18	138.5	142.8	140.5	110.0
7-Nov-18	148.9	158.9	145.9	112.5
Oct '18	148.9	158.9	145.9	112.5
Sep '18	148.9	158.9	141.9	113.7
Aug '18	148.9	158.9	141.9	112.5
Jul '18	148.9	158.9	141.9	112.5
Jun '18	148.9	158.9	141.9	112.5
May '18	146.4	153.9	141.9	112.5
Apr '18	133.9	143.9	135.9	112.5
Mar '18	129.9	141.9	136.9	112.5
Feb '18	129.9	139.9	139.9	112.5
Jan '18	130.9	140.9	134.2	108.8
Dec '17	132.9	142.9	133.9	107.0
Nov '17	128.2	136.4	131.4	107.0
Oct '17	118.9	128.9	124.4	107.0
Sep '17	123.9	133.9	119.9	107.0
Aug '17	117.9	127.9	115.9	104.7
Jul '17	119.2	129.4	117.4	101.0
Jun '17	120.4	130.9	117.9	101.0
May '17	122.2	132.4	119.4	102.0
Apr '17	121.9	129.9	119.9	102.0
Mar '17	123.9	130.6	119.9	102.0
Feb '17	123.9	133.9	119.9	102.0
Jan '17	121.7	129.4	117.7	102.0
Dec '16	115.9	125.9	115.9	102.0
Nov '16	118.9	129.9	117.4	102.0

## Retail Motor Fuel Prices — Watson Lake

	Self-serve			Full-serve
	regular	premium	diesel	propane
20-Nov-19	139.9	149.9	146.4	112.9
6-Nov-19	138.6	149.9	142.2	112.9
23-Oct-19	145.2	149.9	149.6	112.9
9-Oct-19	141.7	149.9	141.8	n/a
25-Sep-19	141.9	144.9	144.7	110.9
11-Sep-19	141.9	148.4	144.2	110.9
28-Aug-19	139.1	148.4	141.1	110.9
14-Aug-19	144.2	149.9	145.9	110.9
31-Jul-19	140.6	148.9	142.2	110.9
17-Jul-19	142.7	149.9	144.4	110.9
3-Jul-19	140.2	148.9	141.9	110.9
19-Jun-19	141.7	147.9	144.2	110.9
5-Jun-19	138.6	147.9	140.9	110.9
21-May-19	138.4	148.9	141.9	n/a
8-May-19	136.6	148.9	140.6	n/a
24-Apr-19	136.6	148.9	142.2	109.0
10-Apr-19	134.6	145.9	142.2	n/a
27-Mar-19	129.9	141.9	142.2	n/a
13-Mar-19	122.9	134.9	138.2	110.9
27-Feb-19	122.9	134.9	138.2	110.9
13-Feb-19	122.9	134.9	135.6	110.9
30-Jan-19	122.9	134.9	136.6	110.9
16-Jan-19	122.9	134.9	136.6	110.9
2-Jan-19	121.9	134.9	135.6	110.9
19-Dec-18	124.4	134.9	136.5	110.9
5-Dec-18	125.6	134.9	139.6	110.9
21-Nov-18	141.9	147.9	145.9	110.9
7-Nov-18	141.9	154.9	139.2	110.9
Oct '18	141.9	154.9	139.4	110.9
Sep '18	143.2	152.9	140.7	110.9
Aug '18	142.1	152.9	139.2	110.9
Jul '18	142.2	152.9	143.7	110.9
Jun '18	141.2	152.4	138.5	110.9
May '18	139.1	148.7	135.5	110.9
Apr '18	128.2	139.9	129.2	110.9
Mar '18	118.9	134.9	127.0	110.9
Feb '18	116.0	134.9	127.7	105.9
Jan '18	116.7	134.9	127.4	105.9
Dec '17	118.9	134.9	125.0	105.9
Nov '17	123.4	137.9	127.7	105.9
Oct '17	116.7	132.8	121.4	105.9
Sep '17	119.4	129.4	120.2	105.9
Aug '17	116.0	131.6	116.0	105.6
Jul '17	116.1	131.4	115.7	105.7
Jun '17	117.2	133.7	117.5	105.9
May '17	119.3	134.4	119.9	105.9
Apr '17	122.4	-	121.4	105.9
Mar '17	110.9	-	116.9	105.9
Feb '17	115.9	-	117.4	105.9
Jan '17	116.4	-	116.9	115.4
Dec '16	106.9	-	112.9	105.9
Nov '16	123.4	-	124.4	105.9

# Residential Fuel Prices in Yukon

## Average Prices as of November 20, 2019

	Residential Heating Fuels			% Change Nov 21, 2018 to Nov 20, 2019		
	Furnace Oil	Arctic Stove Oil	Propane (500-gallon tank cost)	Furnace Oil	Arctic Stove Oil	Propane (500-gallon tank cost)
Whitehorse	129.6	133.5	113.6	-0.1%	-1.0%	10.9%
Beaver Creek	140.4	143.6	-	-1.4%	-2.5%	-
Burwash Landing	137.8	141.0	-	-0.6%	-1.6%	-
Carcross	135.9	135.2	-	1.0%	-1.2%	-
Carmacks	136.8	137.2	128.3	0.4%	-1.6%	9.6%
Dawson City	138.0	141.0	128.3	-2.3%	-4.1%	9.6%
Destruction Bay	137.8	141.0	-	1.6%	1.7%	-
Faro	138.9	142.1	128.3	1.8%	1.7%	9.6%
Haines Junction	136.8	137.2	128.3	2.5%	0.4%	9.6%
Marsh Lake	135.9	135.2	-	1.0%	-1.7%	-
Mayo	139.2	142.0	128.3	-4.1%	-4.3%	9.6%
Pelly Crossing	138.0	139.9	-	-0.1%	-1.0%	-
Ross River	139.4	142.5	128.3	-8.4%	1.3%	9.6%
Stewart Crossing	138.3	141.5	-	0.4%	0.4%	-
Tagish	135.9	135.2	-	1.0%	-1.2%	-
Teslin	136.8	137.2	128.3	0.7%	-1.0%	9.6%
Watson Lake	139.9	142.4	128.3	3.2%	2.7%	9.6%

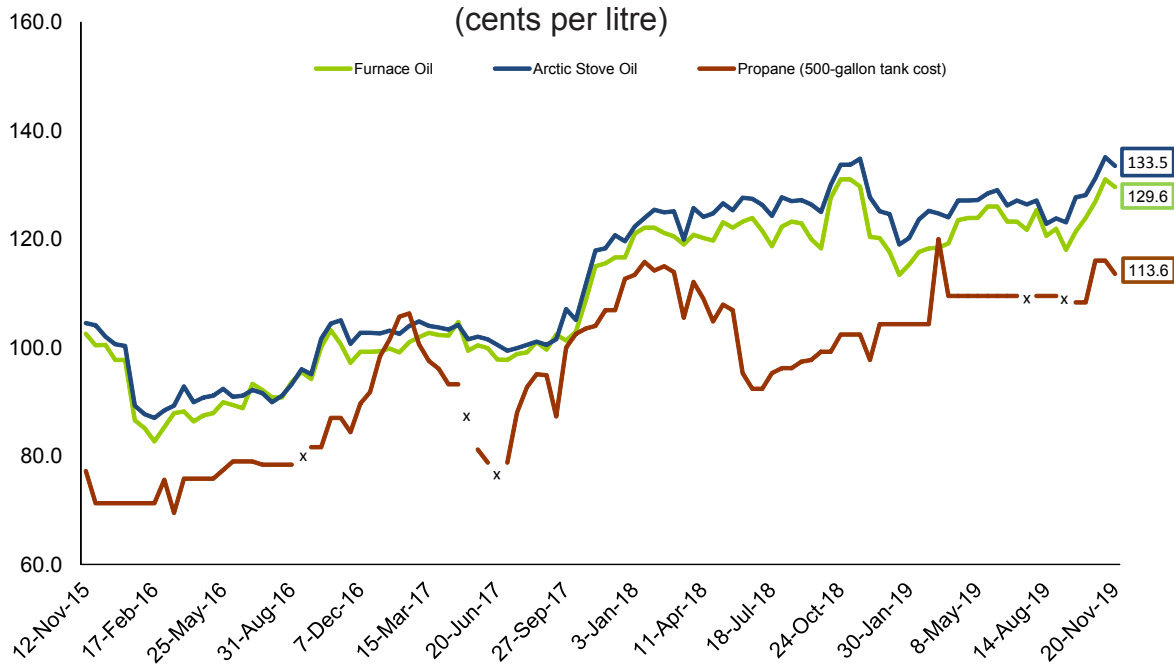
Notes: All prices are Canadian cents per litre, including all applicable taxes.  
 "-" indicates this service was not available in this community at this time.

Comparing November 20, 2019 to November 21, 2018, prices of furnace oil increased in all Yukon communities with the exceptions of Whitehorse, Beaver Creek, Burwash Landing, Dawson City, Mayo, Pelly Crossing and Ross River. The largest percentage increase was in Watson Lake, up 3.2%.

Prices for arctic stove oil decreased in all Yukon communities with the exceptions of Destruction Bay, Faro, Haines Junction, Ross River, Stewart Crossing and Watson Lake. The largest percentage decrease was in Mayo, down 4.3%.

Increases were reported for average prices of propane (500 gallon tank) in all Yukon communities. The largest percentage increase was in Whitehorse, up 10.9%.

Average Residential Bi-weekly Heating Fuel Prices, Whitehorse  
 November 2015 - November 2019  
 (cents per litre)



## Residential Heating Fuel Prices — Whitehorse

	Furnace Oil	Arctic Stove Oil	Propane (500-gallon tank cost)
20-Nov-19	129.6	133.5	113.6
6-Nov-19	131.0	135.1	116.0
23-Oct-19	126.9	131.2	116.0
9-Oct-19	123.9	128.1	108.3
25-Sep-19	121.4	127.7	108.3
11-Sep-19	118.0	123.1	n/a
28-Aug-19	121.9	123.8	109.5
14-Aug-19	120.6	122.8	109.5
31-Jul-19	125.3	127.1	109.5
17-Jul-19	121.7	126.4	n/a
3-Jul-19	123.2	127.1	109.5
19-Jun-19	123.2	126.2	109.5
5-Jun-19	126.0	129.0	109.5
21-May-19	126.0	128.4	109.5
8-May-19	123.9	127.2	109.5
24-Apr-19	123.9	127.1	109.5
10-Apr-19	123.5	127.1	109.5
27-Mar-19	119.2	124.0	109.5
13-Mar-19	118.4	124.7	120.0
27-Feb-19	118.3	125.2	104.3
13-Feb-19	117.6	123.6	104.3
30-Jan-19	115.3	120.2	104.3
16-Jan-19	113.4	119.0	104.3
2-Jan-19	117.6	124.6	104.3
19-Dec-18	120.2	125.1	104.3
5-Dec-18	120.4	127.7	97.7
21-Nov-18	129.7	134.8	102.4
7-Nov-18	131.0	133.7	102.4
Oct '18	129.3	131.9	100.8
Sep '18	119.2	125.7	98.5
Aug '18	122.8	127.3	96.6
Jul '18	120.1	125.3	93.9
Jun '18	123.6	127.5	93.9
May '18	122.6	126.0	107.4
Apr '18	120.0	124.4	106.9
Mar '18	119.9	122.8	108.8
Feb '18	120.8	125.0	114.5
Jan '18	121.7	123.9	114.5
Dec '17	116.6	120.2	109.8
Nov '17	115.3	118.1	105.5
Oct '17	105.8	108.4	103.0
Sep '17	101.9	104.3	93.7
Aug '17	99.9	100.7	94.2
Jul '17	98.3	99.7	83.4
Jun '17	98.9	101.0	78.8
May '17	99.9	101.8	81.2
Apr '17	103.5	103.8	93.2
Mar '17	102.3	104.2	98.1
Feb '17	100.1	103.3	106.0
Jan '17	99.6	102.9	100.0
Dec '16	99.2	102.7	90.8
Nov '16	98.9	102.9	85.7

## Residential Heating Fuel Prices — Beaver Creek

	Furnace Oil	Arctic Stove Oil	Propane (500-gallon tank cost)
20-Nov-19	140.4	143.6	-
6-Nov-19	140.4	143.6	-
23-Oct-19	134.7	137.8	-
9-Oct-19	n/a	n/a	-
25-Sep-19	127.3	130.5	-
11-Sep-19	127.3	130.5	-
28-Aug-19	n/a	n/a	-
14-Aug-19	127.3	130.5	-
31-Jul-19	130.5	130.5	-
17-Jul-19	127.3	130.5	-
3-Jul-19	135.0	139.2	-
19-Jun-19	135.0	139.2	-
5-Jun-19	135.0	139.2	-
21-May-19	135.0	139.2	-
8-May-19	n/a	n/a	-
24-Apr-19	135.0	139.2	-
10-Apr-19	131.9	136.1	-
27-Mar-19	131.9	136.1	-
13-Mar-19	131.9	136.1	-
27-Feb-19	131.9	136.1	-
13-Feb-19	127.7	130.8	-
30-Jan-19	123.5	126.6	-
16-Jan-19	123.5	126.6	-
2-Jan-19	123.5	126.6	-
19-Dec-18	134.0	137.1	-
5-Dec-18	n/a	n/a	-
21-Nov-18	142.4	147.3	-
7-Nov-18	142.4	144.2	-
Oct '18	142.4	144.2	-
Sep '18	n/a	148.1	-
Aug '18	134.4	142.0	-
Jul '18	n/a	144.6	-
Jun '18	136.5	143.6	-
May '18	128.1	138.4	-
Apr '18	128.1	134.7	-
Mar '18	128.4	134.3	-
Feb '18	128.1	134.7	-
Jan '18	131.6	135.4	-
Dec '17	128.1	128.3	-
Nov '17	128.1	127.5	-
Oct '17	117.7	116.7	-
Sep '17	112.5	111.7	-
Aug '17	105.7	110.8	-
Jul '17	105.1	110.8	-
Jun '17	105.8	110.8	-
May '17	106.6	110.8	-
Apr '17	110.6	116.1	-
Mar '17	111.3	116.1	-
Feb '17	111.8	116.1	-
Jan '17	111.0	114.0	-
Dec '16	109.5	111.9	-
Nov '16	107.8	114.0	-

## Residential Heating Fuel Prices — Burwash Landing

	Furnace Oil	Arctic Stove Oil	Propane (500 gallon tank cost)
20-Nov-19	137.8	141.0	-
6-Nov-19	137.8	138.2	-
23-Oct-19	132.6	135.5	-
9-Oct-19	n/a	135.3	-
25-Sep-19	125.2	131.9	-
11-Sep-19	125.2	131.9	-
28-Aug-19	n/a	135.3	-
14-Aug-19	125.2	131.9	-
31-Jul-19	125.2	128.4	-
17-Jul-19	125.2	131.9	-
3-Jul-19	131.3	134.9	-
19-Jun-19	131.3	134.4	-
5-Jun-19	131.3	134.4	-
21-May-19	131.3	134.4	-
8-May-19	n/a	n/a	-
24-Apr-19	131.3	134.4	-
10-Apr-19	128.1	131.3	-
27-Mar-19	128.1	132.8	-
13-Mar-19	128.1	131.3	-
27-Feb-19	128.1	131.3	-
13-Feb-19	123.9	130.7	-
30-Jan-19	119.7	129.7	-
16-Jan-19	119.7	129.7	-
2-Jan-19	119.7	122.9	-
19-Dec-18	130.2	134.9	-
5-Dec-18	n/a	136.5	-
21-Nov-18	138.6	143.3	-
7-Nov-18	138.6	139.1	-
Oct '18	138.6	137.3	-
Sep '18	n/a	n/a	-
Aug '18	131.3	129.1	-
Jul '18	n/a	123.9	-
Jun '18	133.4	133.4	-
May '18	125.0	127.1	-
Apr '18	125.0	126.0	-
Mar '18	125.1	126.1	-
Feb '18	125.0	127.1	-
Jan '18	128.5	128.4	-
Dec '17	125.0	127.1	-
Nov '17	125.0	127.1	-
Oct '17	114.5	112.3	-
Sep '17	107.9	109.0	-
Aug '17	104.5	107.3	-
Jul '17	104.5	107.3	-
Jun '17	104.5	107.3	-
May '17	104.5	107.3	-
Apr '17	109.2	109.7	-
Mar '17	109.2	110.6	-
Feb '17	109.2	109.7	-
Jan '17	107.1	108.7	-
Dec '16	105.0	107.6	-
Nov '16	107.1	108.7	-

## Residential Heating Fuel Prices — Carcross

	Furnace Oil	Arctic Stove Oil	Propane (500 gallon tank cost)
20-Nov-19	135.9	135.2	-
6-Nov-19	135.9	137.8	-
23-Oct-19	130.7	133.8	-
9-Oct-19	n/a	n/a	-
25-Sep-19	123.3	128.9	-
11-Sep-19	123.3	125.2	-
28-Aug-19	130.2	130.2	-
14-Aug-19	126.8	128.3	-
31-Jul-19	126.2	127.8	-
17-Jul-19	126.2	127.8	-
3-Jul-19	128.7	130.3	-
19-Jun-19	128.7	130.3	-
5-Jun-19	128.7	130.3	-
21-May-19	128.7	130.3	-
8-May-19	129.2	129.2	-
24-Apr-19	128.7	130.3	-
10-Apr-19	125.1	128.2	-
27-Mar-19	120.3	122.9	-
13-Mar-19	120.3	122.9	-
27-Feb-19	120.3	122.9	-
13-Feb-19	118.2	120.8	-
30-Jan-19	116.1	118.7	-
16-Jan-19	116.1	118.7	-
2-Jan-19	120.8	124.0	-
19-Dec-18	126.1	129.2	-
5-Dec-18	117.6	131.3	-
21-Nov-18	134.5	136.9	-
7-Nov-18	134.5	134.8	-
Oct '18	134.0	133.4	-
Sep '18	116.6	131.3	-
Aug '18	128.2	132.1	-
Jul '18	n/a	134.1	-
Jun '18	130.3	135.2	-
May '18	121.9	130.1	-
Apr '18	121.9	126.1	-
Mar '18	121.9	125.3	-
Feb '18	121.9	125.6	-
Jan '18	125.4	128.5	-
Dec '17	121.9	123.2	-
Nov '17	121.9	123.1	-
Oct '17	111.5	114.3	-
Sep '17	108.2	107.4	-
Aug '17	103.4	104.6	-
Jul '17	102.9	104.6	-
Jun '17	103.6	104.6	-
May '17	104.4	104.6	-
Apr '17	108.1	109.3	-
Mar '17	108.7	109.3	-
Feb '17	109.2	109.3	-
Jan '17	108.4	107.2	-
Dec '16	106.9	105.1	-
Nov '16	105.2	107.2	-

## Residential Heating Fuel Prices — Carmacks

	Furnace Oil	Arctic Stove Oil	Propane (500-gallon tank cost)
20-Nov-19	136.8	137.2	128.3
6-Nov-19	136.8	139.8	128.3
23-Oct-19	131.5	134.7	130.7
9-Oct-19	n/a	n/a	123.2
25-Sep-19	124.2	129.3	123.2
11-Sep-19	124.2	129.3	n/a
28-Aug-19	n/a	n/a	124.2
14-Aug-19	124.2	129.3	124.2
31-Jul-19	124.2	132.2	124.2
17-Jul-19	124.2	133.7	n/a
3-Jul-19	128.9	135.6	124.2
19-Jun-19	128.9	135.6	124.2
5-Jun-19	128.9	135.6	124.2
21-May-19	128.9	135.6	124.2
8-May-19	n/a	139.1	124.2
24-Apr-19	128.9	135.6	124.2
10-Apr-19	125.8	134.3	124.2
27-Mar-19	125.8	134.3	124.2
13-Mar-19	125.8	132.2	124.2
27-Feb-19	125.8	132.2	119.0
13-Feb-19	121.6	130.1	119.0
30-Jan-19	117.4	124.8	119.0
16-Jan-19	117.4	124.8	119.0
2-Jan-19	117.4	120.5	119.0
19-Dec-18	127.9	131.0	119.0
5-Dec-18	n/a	n/a	112.4
21-Nov-18	136.3	139.4	117.1
7-Nov-18	136.3	139.4	117.1
Oct '18	136.3	139.4	115.5
Sep '18	n/a	n/a	113.2
Aug '18	128.9	132.1	111.3
Jul '18	n/a	n/a	109.0
Jun '18	131.0	134.2	109.0
May '18	122.6	125.8	122.1
Apr '18	122.6	125.8	121.6
Mar '18	122.6	125.8	123.5
Feb '18	122.6	125.8	129.2
Jan '18	126.1	129.3	129.2
Dec '17	121.6	125.8	124.5
Nov '17	120.5	125.8	120.2
Oct '17	111.1	115.3	117.7
Sep '17	105.6	108.7	108.4
Aug '17	102.2	105.3	108.9
Jul '17	102.2	105.3	99.9
Jun '17	102.2	105.3	97.1
May '17	102.2	105.3	95.9
Apr '17	106.9	110.0	107.9
Mar '17	106.9	110.0	112.8
Feb '17	106.9	110.0	120.7
Jan '17	104.8	107.9	114.7
Dec '16	102.7	105.8	105.5
Nov '16	104.8	107.9	100.4

## Residential Heating Fuel Prices — Dawson City

	Furnace Oil	Arctic Stove Oil	Propane (500-gallon tank cost)
20-Nov-19	138.0	141.0	128.3
6-Nov-19	141.9	144.8	128.3
23-Oct-19	136.8	140.0	130.7
9-Oct-19	132.4	134.5	123.2
25-Sep-19	129.2	132.2	123.2
11-Sep-19	127.3	130.5	n/a
28-Aug-19	132.7	134.8	124.2
14-Aug-19	127.6	130.7	124.2
31-Jul-19	135.7	136.1	124.2
17-Jul-19	127.6	130.7	n/a
3-Jul-19	132.3	135.5	124.2
19-Jun-19	134.4	137.6	124.2
5-Jun-19	135.6	138.8	124.2
21-May-19	134.4	137.6	124.2
8-May-19	130.2	133.4	124.2
24-Apr-19	132.3	135.5	124.2
10-Apr-19	134.0	137.2	124.2
27-Mar-19	130.7	133.9	124.2
13-Mar-19	129.2	132.3	124.2
27-Feb-19	131.3	135.5	119.0
13-Feb-19	127.1	130.2	119.0
30-Jan-19	125.0	128.1	119.0
16-Jan-19	122.9	126.0	119.0
2-Jan-19	127.6	130.7	119.0
19-Dec-18	132.8	136.0	119.0
5-Dec-18	132.3	135.5	112.4
21-Nov-18	141.2	147.0	117.1
7-Nov-18	141.2	144.9	117.1
Oct '18	139.1	139.3	115.5
Sep '18	132.3	143.3	113.2
Aug '18	133.3	140.9	111.3
Jul '18	132.3	141.6	109.0
Jun '18	134.4	141.9	109.0
May '18	131.9	139.6	122.1
Apr '18	130.2	136.0	121.6
Mar '18	130.2	135.7	123.5
Feb '18	130.2	136.0	129.2
Jan '18	132.1	136.2	129.2
Dec '17	127.6	128.9	124.5
Nov '17	128.1	128.2	120.2
Oct '17	117.7	118.2	117.7
Sep '17	112.0	112.4	108.4
Aug '17	105.6	110.8	108.9
Jul '17	105.0	110.8	99.9
Jun '17	105.7	110.8	97.1
May '17	106.5	110.8	95.9
Apr '17	110.2	115.5	107.9
Mar '17	110.8	115.5	112.8
Feb '17	111.4	115.5	120.7
Jan '17	110.6	113.4	114.7
Dec '16	109.1	111.3	105.5
Nov '16	107.4	113.4	100.4

## Residential Heating Fuel Prices — Destruction Bay

	Furnace Oil	Arctic Stove Oil	Propane (500 gallon tank cost)
20-Nov-19	137.8	141.0	-
6-Nov-19	137.8	141.0	-
23-Oct-19	132.6	135.7	-
9-Oct-19	n/a	n/a	-
25-Sep-19	125.2	128.4	-
11-Sep-19	125.2	128.4	-
28-Aug-19	n/a	n/a	-
14-Aug-19	125.2	128.4	-
31-Jul-19	125.2	128.4	-
17-Jul-19	125.2	128.4	-
3-Jul-19	128.2	131.4	-
19-Jun-19	128.2	131.4	-
5-Jun-19	128.2	131.4	-
21-May-19	128.2	131.4	-
8-May-19	n/a	n/a	-
24-Apr-19	128.2	131.4	-
10-Apr-19	125.1	128.2	-
27-Mar-19	125.1	128.2	-
13-Mar-19	125.1	128.2	-
27-Feb-19	125.1	128.2	-
13-Feb-19	120.9	124.0	-
30-Jan-19	116.7	119.8	-
16-Jan-19	116.7	119.8	-
2-Jan-19	116.7	119.8	-
19-Dec-18	127.2	130.3	-
5-Dec-18	n/a	n/a	-
21-Nov-18	135.6	138.7	-
7-Nov-18	135.6	138.7	-
Oct '18	135.6	138.7	-
Sep '18	n/a	n/a	-
Aug '18	128.2	131.4	-
Jul '18	n/a	n/a	-
Jun '18	130.3	133.5	-
May '18	121.9	125.1	-
Apr '18	121.9	125.1	-
Mar '18	121.9	125.1	-
Feb '18	121.9	125.1	-
Jan '18	125.4	128.6	-
Dec '17	120.9	125.4	-
Nov '17	119.8	125.6	-
Oct '17	110.4	114.5	-
Sep '17	104.9	108.0	-
Aug '17	101.4	104.6	-
Jul '17	101.4	104.6	-
Jun '17	101.4	104.6	-
May '17	101.4	104.6	-
Apr '17	106.2	109.3	-
Mar '17	106.2	109.3	-
Feb '17	106.2	109.3	-
Jan '17	104.1	107.2	-
Dec '16	102.0	105.1	-
Nov '16	104.1	107.2	-

## Residential Heating Fuel Prices — Faro

	Furnace Oil	Arctic Stove Oil	Propane (500-gallon tank cost)
20-Nov-19	138.9	142.1	128.3
6-Nov-19	138.9	139.2	128.3
23-Oct-19	133.6	134.0	130.7
9-Oct-19	n/a	129.5	123.2
25-Sep-19	126.3	129.4	123.2
11-Sep-19	126.3	129.4	n/a
28-Aug-19	n/a	129.5	124.2
14-Aug-19	126.3	129.4	124.2
31-Jul-19	126.3	129.4	124.2
17-Jul-19	126.3	130.9	n/a
3-Jul-19	129.2	132.3	124.2
19-Jun-19	129.2	132.3	124.2
5-Jun-19	129.2	132.3	124.2
21-May-19	129.2	132.3	124.2
8-May-19	n/a	132.3	124.2
24-Apr-19	129.2	132.3	124.2
10-Apr-19	126.0	129.2	124.2
27-Mar-19	126.0	129.2	124.2
13-Mar-19	126.0	129.2	124.2
27-Feb-19	126.0	129.2	119.0
13-Feb-19	121.8	125.0	119.0
30-Jan-19	117.6	120.8	119.0
16-Jan-19	117.6	120.8	119.0
2-Jan-19	117.6	120.8	119.0
19-Dec-18	128.1	131.3	119.0
5-Dec-18	n/a	131.3	112.4
21-Nov-18	136.5	139.7	117.1
7-Nov-18	136.5	139.7	117.1
Oct '18	136.5	137.6	115.5
Sep '18	n/a	131.3	113.2
Aug '18	129.3	132.9	111.3
Jul '18	n/a	134.4	109.0
Jun '18	131.4	132.4	109.0
May '18	123.0	126.1	122.1
Apr '18	123.0	126.1	121.6
Mar '18	123.0	126.1	123.5
Feb '18	123.0	126.1	129.2
Jan '18	126.5	129.6	129.2
Dec '17	123.0	126.1	124.5
Nov '17	123.0	126.0	120.2
Oct '17	112.4	115.6	117.7
Sep '17	105.8	109.0	108.4
Aug '17	102.4	105.5	108.9
Jul '17	102.4	105.5	99.9
Jun '17	102.4	105.5	97.1
May '17	102.4	105.5	95.9
Apr '17	107.1	110.3	107.9
Mar '17	107.1	110.3	112.8
Feb '17	107.1	110.3	120.7
Jan '17	105.0	108.2	114.7
Dec '16	102.9	106.1	105.5
Nov '16	105.0	108.2	100.4

## Residential Heating Fuel Prices — Haines Junction

	Furnace Oil	Arctic Stove Oil	Propane (500-gallon tank cost)
20-Nov-19	136.8	137.2	128.3
6-Nov-19	136.8	139.8	128.3
23-Oct-19	131.5	134.7	130.7
9-Oct-19	n/a	n/a	123.2
25-Sep-19	124.2	127.3	123.2
11-Sep-19	124.2	126.7	n/a
28-Aug-19	132.3	132.3	124.2
14-Aug-19	128.2	129.8	124.2
31-Jul-19	127.2	128.8	124.2
17-Jul-19	127.2	128.8	n/a
3-Jul-19	128.1	129.7	124.2
19-Jun-19	128.1	129.7	124.2
5-Jun-19	128.1	129.7	124.2
21-May-19	128.1	129.7	124.2
8-May-19	n/a	n/a	124.2
24-Apr-19	126.0	129.3	124.2
10-Apr-19	123.0	126.1	124.2
27-Mar-19	123.0	126.1	124.2
13-Mar-19	123.0	126.1	124.2
27-Feb-19	123.0	126.1	119.0
13-Feb-19	118.8	121.9	119.0
30-Jan-19	114.6	117.7	119.0
16-Jan-19	114.6	117.7	119.0
2-Jan-19	114.6	117.7	119.0
19-Dec-18	125.1	128.2	119.0
5-Dec-18	n/a	n/a	112.4
21-Nov-18	133.5	136.6	117.1
7-Nov-18	133.5	136.6	117.1
Oct '18	133.5	135.8	115.5
Sep '18	n/a	129.2	113.2
Aug '18	126.1	129.3	111.3
Jul '18	n/a	131.3	109.0
Jun '18	128.2	129.2	109.0
May '18	119.8	124.3	122.1
Apr '18	119.8	124.0	121.6
Mar '18	119.8	124.0	123.5
Feb '18	119.8	124.6	129.2
Jan '18	123.3	126.9	129.2
Dec '17	119.8	121.4	124.5
Nov '17	119.8	120.4	120.2
Oct '17	109.4	114.6	117.7
Sep '17	105.7	105.1	108.4
Aug '17	100.3	100.6	108.9
Jul '17	99.7	99.8	99.9
Jun '17	100.4	99.0	97.1
May '17	101.2	101.6	95.9
Apr '17	104.9	104.5	107.9
Mar '17	105.5	104.2	112.8
Feb '17	106.1	105.9	120.7
Jan '17	105.3	102.5	114.7
Dec '16	103.8	100.6	105.5
Nov '16	102.1	99.2	100.4

## Residential Heating Fuel Prices — Marsh Lake

	Furnace Oil	Arctic Stove Oil	Propane (500 gallon tank cost)
20-Nov-19	135.9	135.2	-
6-Nov-19	135.9	137.8	-
23-Oct-19	130.7	133.8	-
9-Oct-19	n/a	n/a	-
25-Sep-19	123.3	126.5	-
11-Sep-19	123.3	125.2	-
28-Aug-19	130.2	130.2	-
14-Aug-19	126.8	128.3	-
31-Jul-19	126.2	127.8	-
17-Jul-19	126.2	127.8	-
3-Jul-19	128.7	130.3	-
19-Jun-19	128.7	130.3	-
5-Jun-19	128.7	130.3	-
21-May-19	128.7	130.3	-
8-May-19	129.2	129.2	-
24-Apr-19	128.7	130.3	-
10-Apr-19	125.1	128.2	-
27-Mar-19	120.3	122.9	-
13-Mar-19	120.3	122.9	-
27-Feb-19	120.3	122.9	-
13-Feb-19	118.2	120.8	-
30-Jan-19	116.1	118.7	-
16-Jan-19	116.1	118.7	-
2-Jan-19	120.8	124.0	-
19-Dec-18	126.1	129.2	-
5-Dec-18	128.1	131.3	-
21-Nov-18	134.5	137.6	-
7-Nov-18	134.5	137.6	-
Oct '18	134.0	135.5	-
Sep '18	116.6	119.7	-
Aug '18	128.7	131.9	-
Jul '18	n/a	n/a	-
Jun '18	130.8	134.0	-
May '18	122.4	125.6	-
Apr '18	122.4	125.6	-
Mar '18	122.2	125.4	-
Feb '18	122.4	125.6	-
Jan '18	125.9	129.1	-
Dec '17	122.4	125.6	-
Nov '17	122.4	125.6	-
Oct '17	112.0	115.1	-
Sep '17	105.4	108.5	-
Aug '17	102.0	105.1	-
Jul '17	102.0	105.1	-
Jun '17	102.0	105.1	-
May '17	102.0	105.1	-
Apr '17	106.7	109.8	-
Mar '17	106.7	109.8	-
Feb '17	106.7	109.8	-
Jan '17	104.6	107.7	-
Dec '16	102.5	105.6	-
Nov '16	104.6	107.7	-

## Residential Heating Fuel Prices — Mayo

	Furnace Oil	Arctic Stove Oil	Propane (500-gallon tank cost)
20-Nov-19	139.2	142.0	128.3
6-Nov-19	143.0	146.3	128.3
23-Oct-19	137.9	141.1	130.7
9-Oct-19	135.5	138.5	123.2
25-Sep-19	128.6	131.7	123.2
11-Sep-19	126.3	130.9	n/a
28-Aug-19	137.2	138.3	124.2
14-Aug-19	132.4	134.0	124.2
31-Jul-19	135.5	136.2	124.2
17-Jul-19	130.3	131.9	n/a
3-Jul-19	135.7	137.8	124.2
19-Jun-19	136.8	138.4	124.2
5-Jun-19	137.9	140.0	124.2
21-May-19	136.8	138.4	124.2
8-May-19	133.9	135.5	124.2
24-Apr-19	135.7	137.8	124.2
10-Apr-19	138.0	141.3	124.2
27-Mar-19	134.7	137.9	124.2
13-Mar-19	133.1	136.3	124.2
27-Feb-19	136.1	139.2	119.0
13-Feb-19	131.0	134.2	119.0
30-Jan-19	128.9	132.1	119.0
16-Jan-19	126.8	130.0	119.0
2-Jan-19	131.6	134.7	119.0
19-Dec-18	136.8	140.0	119.0
5-Dec-18	135.5	138.6	112.4
21-Nov-18	145.2	148.4	117.1
7-Nov-18	145.2	147.6	117.1
Oct '18	142.2	145.5	115.5
Sep '18	135.5	141.3	113.2
Aug '18	137.3	143.6	110.9
Jul '18	135.5	143.2	109.0
Jun '18	138.4	143.1	109.0
May '18	134.8	138.0	122.1
Apr '18	134.2	137.3	121.6
Mar '18	134.2	137.3	123.5
Feb '18	134.2	137.3	129.2
Jan '18	136.1	138.8	129.2
Dec '17	131.6	131.6	124.5
Nov '17	131.6	131.5	120.2
Oct '17	119.0	118.2	117.7
Sep '17	113.8	115.4	108.4
Aug '17	109.4	115.4	108.9
Jul '17	108.4	114.5	99.9
Jun '17	108.9	114.5	97.1
May '17	109.4	114.5	95.9
Apr '17	111.1	115.9	107.9
Mar '17	112.3	116.9	112.8
Feb '17	111.6	115.3	120.7
Jan '17	112.0	116.0	114.7
Dec '16	110.9	114.5	105.5
Nov '16	110.4	117.3	100.4

## Residential Heating Fuel Prices — Pelly Crossing

	Furnace Oil	Arctic Stove Oil	Propane (500 gallon tank cost)
20-Nov-19	138.0	139.9	-
6-Nov-19	138.0	142.0	-
23-Oct-19	132.8	135.9	-
9-Oct-19	n/a	n/a	-
25-Sep-19	125.4	131.5	-
11-Sep-19	125.4	131.5	-
28-Aug-19	137.6	137.6	-
14-Aug-19	131.5	133.5	-
31-Jul-19	127.8	133.0	-
17-Jul-19	127.8	134.0	-
3-Jul-19	130.5	135.5	-
19-Jun-19	130.5	135.5	-
5-Jun-19	130.5	135.5	-
21-May-19	130.5	135.5	-
8-May-19	n/a	142.3	-
24-Apr-19	130.8	138.1	-
10-Apr-19	127.7	137.9	-
27-Mar-19	127.7	137.9	-
13-Mar-19	127.7	136.8	-
27-Feb-19	127.7	135.8	-
13-Feb-19	123.5	133.7	-
30-Jan-19	119.3	128.4	-
16-Jan-19	119.3	128.4	-
2-Jan-19	119.3	122.4	-
19-Dec-18	129.8	132.9	-
5-Dec-18	n/a	n/a	-
21-Nov-18	138.2	141.3	-
7-Nov-18	138.2	143.6	-
Oct '18	138.2	143.6	-
Sep '18	n/a	n/a	-
Aug '18	130.8	134.0	-
Jul '18	n/a	n/a	-
Jun '18	132.9	136.1	-
May '18	124.5	127.7	-
Apr '18	124.5	127.7	-
Mar '18	124.5	127.7	-
Feb '18	124.5	127.7	-
Jan '18	128.0	130.7	-
Dec '17	124.5	124.5	-
Nov '17	124.5	124.4	-
Oct '17	114.1	114.2	-
Sep '17	109.4	108.6	-
Aug '17	102.9	107.2	-
Jul '17	102.4	107.2	-
Jun '17	103.1	107.2	-
May '17	103.9	107.2	-
Apr '17	107.6	111.9	-
Mar '17	108.2	111.9	-
Feb '17	108.7	111.9	-
Jan '17	107.9	109.8	-
Dec '16	106.4	107.7	-
Nov '16	104.7	109.8	-

## Residential Heating Fuel Prices — Ross River

	Furnace Oil	Arctic Stove Oil	Propane (500-gallon tank cost)
20-Nov-19	139.4	142.5	128.3
6-Nov-19	146.6	142.5	128.3
23-Oct-19	145.0	137.3	130.7
9-Oct-19	155.8	n/a	123.2
25-Sep-19	141.3	129.9	123.2
11-Sep-19	141.3	129.9	n/a
28-Aug-19	155.8	n/a	124.2
14-Aug-19	141.3	129.9	124.2
31-Jul-19	146.0	129.9	124.2
17-Jul-19	140.0	129.9	n/a
3-Jul-19	142.0	134.0	124.2
19-Jun-19	142.0	134.0	124.2
5-Jun-19	141.0	134.0	124.2
21-May-19	141.0	n/a	124.2
8-May-19	151.1	n/a	124.2
24-Apr-19	141.0	134.0	124.2
10-Apr-19	137.8	130.8	124.2
27-Mar-19	136.2	130.8	124.2
13-Mar-19	134.3	130.2	124.2
27-Feb-19	134.3	130.2	119.0
13-Feb-19	132.2	126.0	119.0
30-Jan-19	118.7	121.8	119.0
16-Jan-19	130.1	121.8	119.0
2-Jan-19	118.7	121.8	119.0
19-Dec-18	135.4	132.3	119.0
5-Dec-18	149.6	n/a	112.4
21-Nov-18	152.2	140.7	117.1
7-Nov-18	144.6	140.7	117.1
Oct '18	144.6	140.7	115.5
Sep '18	151.7	n/a	113.2
Aug '18	140.6	133.4	111.3
Jul '18	149.8	n/a	109.0
Jun '18	141.2	135.5	109.0
May '18	130.1	127.1	122.1
Apr '18	129.1	127.1	121.6
Mar '18	123.9	127.1	123.5
Feb '18	123.9	127.1	129.2
Jan '18	127.4	130.6	129.2
Dec '17	123.9	127.1	124.5
Nov '17	123.9	127.1	120.2
Oct '17	113.5	116.6	117.7
Sep '17	106.9	110.0	108.4
Aug '17	103.4	106.6	108.9
Jul '17	103.4	106.6	99.9
Jun '17	103.4	106.6	97.1
May '17	103.4	106.6	95.9
Apr '17	108.2	111.3	107.9
Mar '17	108.2	111.3	112.8
Feb '17	108.2	111.3	120.7
Jan '17	106.1	109.2	114.7
Dec '16	104.0	107.1	105.5
Nov '16	106.1	109.2	100.4

## Residential Heating Fuel Prices — Stewart Crossing

	Furnace Oil	Arctic Stove Oil	Propane (500-gallon tank cost)
20-Nov-19	138.3	141.5	-
6-Nov-19	138.3	141.5	-
23-Oct-19	133.1	136.2	-
9-Oct-19	n/a	n/a	-
25-Sep-19	125.7	128.9	-
11-Sep-19	125.7	128.9	-
28-Aug-19	n/a	n/a	-
14-Aug-19	125.7	128.9	-
31-Jul-19	125.7	128.9	-
17-Jul-19	125.7	128.9	-
3-Jul-19	130.3	133.5	-
19-Jun-19	130.3	133.5	-
5-Jun-19	130.3	133.5	-
21-May-19	130.3	133.5	-
8-May-19	n/a	n/a	-
24-Apr-19	130.3	133.5	-
10-Apr-19	127.2	130.3	-
27-Mar-19	127.2	130.3	-
13-Mar-19	127.2	130.3	-
27-Feb-19	127.2	130.3	-
13-Feb-19	123.0	126.1	-
30-Jan-19	118.8	121.9	-
16-Jan-19	118.8	121.9	-
2-Jan-19	118.8	121.9	-
19-Dec-18	129.3	132.4	-
5-Dec-18	n/a	n/a	-
21-Nov-18	137.7	140.9	-
7-Nov-18	137.7	140.9	-
Oct '18	137.7	140.9	-
Sep '18	n/a	n/a	-
Aug '18	128.0	131.4	-
Jul '18	n/a	n/a	-
Jun '18	132.9	136.1	-
May '18	124.5	127.7	-
Apr '18	124.5	127.7	-
Mar '18	124.3	125.9	-
Feb '18	124.5	127.7	-
Jan '18	128.0	131.2	-
Dec '17	124.5	127.7	-
Nov '17	124.5	127.7	-
Oct '17	114.1	117.2	-
Sep '17	107.5	110.6	-
Aug '17	104.1	107.2	-
Jul '17	104.1	107.2	-
Jun '17	104.1	107.2	-
May '17	104.1	107.2	-
Apr '17	108.8	111.9	-
Mar '17	108.8	111.9	-
Feb '17	108.8	111.9	-
Jan '17	106.7	109.8	-
Dec '16	104.6	107.7	-
Nov '16	106.7	109.8	-

## Residential Heating Fuel Prices — Tagish & Teslin

	Tagish		
	Furnace Oil	Arctic Stove Oil	Propane (500-gallon tank cost)
20-Nov-19	135.9	135.2	-
6-Nov-19	135.9	137.8	-
23-Oct-19	130.7	133.8	-
9-Oct-19	n/a	n/a	-
25-Sep-19	123.3	126.5	-
11-Sep-19	123.3	125.2	-
28-Aug-19	130.2	130.2	-
14-Aug-19	126.8	128.3	-
31-Jul-19	126.2	127.8	-
17-Jul-19	126.2	127.8	-
3-Jul-19	128.7	130.3	-
19-Jun-19	128.7	130.3	-
5-Jun-19	128.7	130.3	-
21-May-19	128.7	130.3	-
8-May-19	129.2	129.2	-
24-Apr-19	128.7	130.3	-
10-Apr-19	125.1	128.2	-
27-Mar-19	120.3	122.9	-
13-Mar-19	120.3	122.9	-
27-Feb-19	120.3	122.9	-
13-Feb-19	118.2	120.8	-
30-Jan-19	116.1	118.7	-
16-Jan-19	116.1	118.7	-
2-Jan-19	120.8	124.0	-
19-Dec-18	126.1	129.2	-
5-Dec-18	128.1	131.3	-
21-Nov-18	134.5	136.9	-
7-Nov-18	134.5	134.8	-
Oct '18	134.0	133.4	-
Sep '18	116.6	131.3	-
Aug '18	128.9	132.5	-
Jul '18	n/a	134.1	-
Jun '18	130.3	135.2	-
May '18	121.9	130.1	-
Apr '18	121.9	126.1	-
Mar '18	121.9	125.3	-
Feb '18	121.9	125.1	-
Jan '18	125.4	128.5	-
Dec '17	121.9	123.2	-
Nov '17	121.9	123.1	-
Oct '17	111.5	114.3	-
Sep '17	108.2	107.4	-
Aug '17	103.4	108.2	-
Jul '17	102.9	110.0	-
Jun '17	103.6	110.0	-
May '17	104.4	110.0	-
Apr '17	108.1	115.0	-
Mar '17	108.7	115.0	-
Feb '17	109.2	115.0	-
Jan '17	108.4	114.0	-
Dec '16	106.9	112.9	-
Nov '16	105.2	110.1	-

	Teslin		
	Furnace Oil	Arctic Stove Oil	Propane (500-gallon tank cost)
20-Nov-19	136.8	137.2	128.3
6-Nov-19	136.8	139.8	128.3
23-Oct-19	131.5	134.7	130.7
9-Oct-19	n/a	n/a	123.2
25-Sep-19	124.2	127.3	123.2
11-Sep-19	124.2	129.3	n/a
28-Aug-19	132.3	132.3	124.2
14-Aug-19	128.2	129.8	124.2
31-Jul-19	127.2	128.8	124.2
17-Jul-19	127.2	128.8	n/a
3-Jul-19	129.6	131.1	124.2
19-Jun-19	129.6	131.1	124.2
5-Jun-19	129.6	131.1	124.2
21-May-19	129.6	131.1	124.2
8-May-19	130.2	130.2	124.2
24-Apr-19	129.6	131.1	124.2
10-Apr-19	125.8	128.9	124.2
27-Mar-19	121.7	119.7	124.2
13-Mar-19	121.7	119.7	124.2
27-Feb-19	121.7	119.7	119.0
13-Feb-19	119.6	119.7	119.0
30-Jan-19	117.5	119.7	119.0
16-Jan-19	117.5	119.7	119.0
2-Jan-19	122.2	130.2	119.0
19-Dec-18	127.5	130.2	119.0
5-Dec-18	130.2	133.4	112.4
21-Nov-18	135.9	138.6	117.1
7-Nov-18	135.9	138.6	117.1
Oct '18	135.4	134.4	115.5
Sep '18	118.7	121.8	113.2
Aug '18	128.9	132.1	111.3
Jul '18	n/a	n/a	109.0
Jun '18	131.0	134.2	109.0
May '18	122.6	125.8	122.1
Apr '18	122.6	125.8	121.6
Mar '18	122.6	125.8	123.5
Feb '18	122.6	125.8	129.2
Jan '18	126.1	128.8	129.2
Dec '17	122.6	121.8	124.5
Nov '17	122.6	121.5	120.2
Oct '17	112.2	112.8	117.7
Sep '17	107.8	107.0	108.4
Aug '17	101.7	105.3	108.9
Jul '17	101.2	105.3	99.9
Jun '17	101.8	105.3	97.1
May '17	102.7	105.3	95.9
Apr '17	106.3	110.0	107.9
Mar '17	107.0	110.0	112.8
Feb '17	107.5	110.0	120.7
Jan '17	106.7	107.9	114.7
Dec '16	105.2	105.8	105.5
Nov '16	103.5	107.9	100.4

## Residential Heating Fuel Prices — Watson Lake

	Furnace Oil	Arctic Stove Oil	Propane (500-gallon tank cost)
20-Nov-19	139.9	142.4	128.3
6-Nov-19	139.9	145.0	128.3
23-Oct-19	134.7	137.8	130.7
9-Oct-19	n/a	n/a	123.2
25-Sep-19	127.3	130.5	123.2
11-Sep-19	127.3	130.5	n/a
28-Aug-19	n/a	n/a	124.2
14-Aug-19	127.3	130.5	124.2
31-Jul-19	127.3	130.5	124.2
17-Jul-19	127.3	130.5	n/a
3-Jul-19	128.1	131.3	124.2
19-Jun-19	128.1	131.3	124.2
5-Jun-19	128.1	131.3	124.2
21-May-19	128.1	131.3	124.2
8-May-19	n/a	n/a	124.2
24-Apr-19	128.1	131.3	124.2
10-Apr-19	125.0	128.1	124.2
27-Mar-19	125.0	128.1	124.2
13-Mar-19	125.0	128.1	124.2
27-Feb-19	125.0	128.1	119.0
13-Feb-19	120.8	123.9	119.0
30-Jan-19	116.6	119.7	119.0
16-Jan-19	116.6	119.7	119.0
2-Jan-19	116.6	119.7	119.0
19-Dec-18	127.1	130.2	119.0
5-Dec-18	n/a	n/a	112.4
21-Nov-18	135.5	138.6	117.1
7-Nov-18	135.5	138.6	117.1

	Furnace Oil	Arctic Stove Oil	Propane (500-gallon tank cost)
Oct '18	135.5	138.6	115.5
Sep '18	n/a	n/a	113.2
Aug '18	128.1	131.3	111.3
Jul '18	n/a	n/a	109.0
Jun '18	130.2	133.4	109.0
May '18	121.8	125.0	122.1
Apr '18	121.8	125.0	121.6
Mar '18	121.8	125.0	123.5
Feb '18	121.8	125.0	129.2
Jan '18	125.3	128.9	129.2

Dec '17	121.8	126.1	124.5
Nov '17	121.8	126.1	120.2
Oct '17	111.4	116.1	117.7
Sep '17	109.1	108.2	108.4
Aug '17	104.0	104.5	108.9
Jul '17	103.4	104.5	99.9
Jun '17	104.1	104.5	97.1
May '17	104.9	104.5	95.9
Apr '17	108.6	109.2	107.9
Mar '17	109.2	109.2	112.8
Feb '17	109.7	109.2	120.7
Jan '17	108.9	107.1	114.7

Dec '16	107.5	105.0	105.5
Nov '16	105.8	107.1	100.4

Next release: December 20, 2019



Department of Finance  
Yukon Bureau of Statistics

Additional information:  
Government of Yukon  
Department of Finance  
Bureau of Statistics (B-4)  
Box 2703, Whitehorse, Yukon Y1A 2C6  
Telephone: (867) 667-5640; Fax: (867) 393-6203  
Email: [ybsinfo@gov.yk.ca](mailto:ybsinfo@gov.yk.ca)  
Website: <http://www.eco.gov.yk.ca/stats/ybs.html>