



## Yukon Fuel Price Survey November 2020

### Retail Motor Fuel Prices in Yukon

#### Average Prices as of November 18, 2020

	Self-serve			% Change Nov 20, 2019 to Nov 18, 2020		
	regular	premium	diesel	regular	premium	diesel
Whitehorse	119.5	129.2	118.7	-16.0%	-14.8%	-17.6%
Beaver Creek	149.9	159.9	154.9	-5.1%	-5.9%	-6.6%
Burwash Landing	n/a	n/a	n/a	n/a	n/a	n/a
Carcross	135.9	-	135.9	-11.1%	-	-13.9%
Carmacks	129.9	139.9	119.9	-15.0%	-14.1%	-23.1%
Dawson City	133.2	149.9	133.1	-15.3%	-9.0%	-19.4%
Destruction Bay	n/a	n/a	n/a	n/a	n/a	n/a
Eagle Plains	140.0	-	145.0	-17.6%	-	-9.9%
Faro	130.9	-	129.9	-15.2%	-	-17.4%
Haines Junction	123.2	131.6	126.9	-16.5%	-15.6%	-14.9%
Jake's Corner	119.9	125.9	119.9	-16.1%	-18.2%	-21.1%
Mayo	127.9	-	127.9	n/a	-	n/a
Pelly Crossing	n/a	n/a	n/a	n/a	n/a	n/a
Ross River	n/a	-	n/a	n/a	-	n/a
Stewart Crossing	n/a	n/a	n/a	n/a	n/a	n/a
Teslin	123.9	131.9	123.9	-15.7%	-15.9%	-18.7%
Watson Lake	114.9	124.9	115.9	-17.9%	-16.7%	-20.8%

As of November 18, 2020, where prices were available, average **regular self-serve** gasoline prices ranged from 114.9¢ per litre in Watson Lake to 149.9¢ per litre in Beaver Creek; a difference of 35.0¢. In communities offering **premium self-serve** gasoline, prices ranged from 124.9¢ in Watson Lake to 159.9¢ in Beaver Creek; a difference of 35.0¢. **Diesel self-serve** prices ranged from 115.9¢ in Watson Lake to 154.9¢ in Beaver Creek; a difference of 39.0¢ per litre.

Comparing November 18, 2020 to November 20, 2019, **regular self-serve** gasoline prices decreased in all Yukon communities where prices were available. **Diesel self-serve** prices also decreased in all Yukon communities where prices were available.

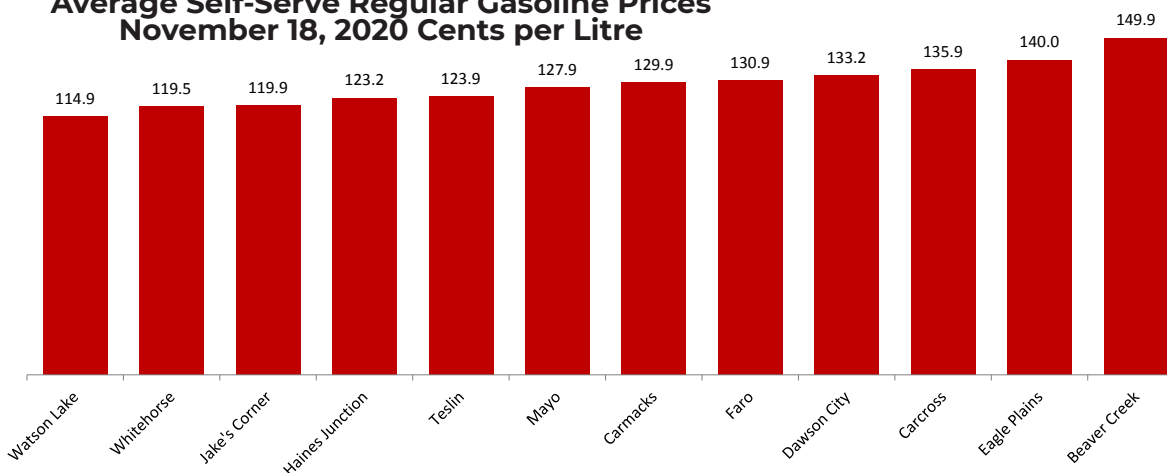
	Full-serve				% Change Nov 20, 2019 to Nov 18, 2020			
	regular	premium	diesel	propane	regular	premium	diesel	propane
Whitehorse	118.4	128.9	118.4	104.9	-17.1%	-16.0%	-18.3%	-0.9%
Dawson City	-	-	-	135.0	-	-	-	0.0%
Destruction Bay	-	-	-	n/a	-	-	-	n/a
Eagle Plains	-	-	-	144.0	-	-	-	2.9%
Teslin	-	-	-	110.0	-	-	-	0.0%
Watson Lake	-	-	-	112.9	-	-	-	0.0%

In communities offering **full-serve propane** fuel services, prices ranged from 104.9 per litre in Whitehorse to 144.0¢ per litre in Eagle Plains; a difference of 39.1¢. Year-over-year, prices of full-serve propane increased in Eagle Plains; decreased in Whitehorse; remained the same in Dawson City, Teslin and Watson Lake; and were unavailable for Destruction Bay.

**Notes:**

All prices are Canadian cents per litre, including all applicable taxes.  
 "n/a" indicates this information was not available for the reporting period.  
 "-" Indicates this service was not available in this community at this time.

#### Average Self-Serve Regular Gasoline Prices November 18, 2020 Cents per Litre



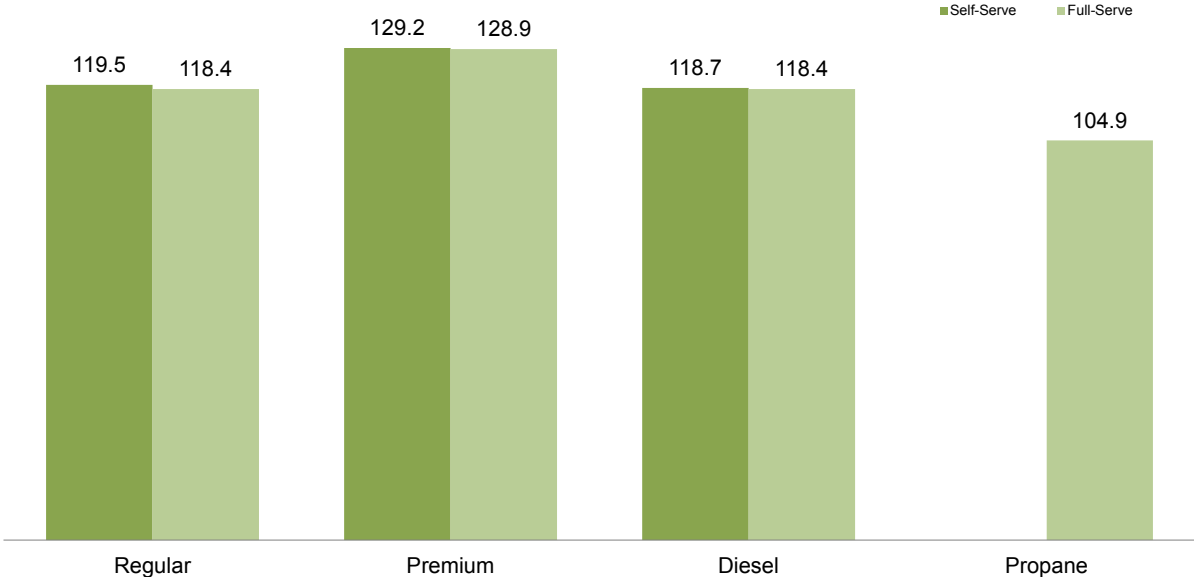
The prices for Burwash Landing, Destruction Bay, Pelly Crossing, Ross River and Stewart Crossing were unavailable.

## Retail Motor Fuel Prices — Whitehorse

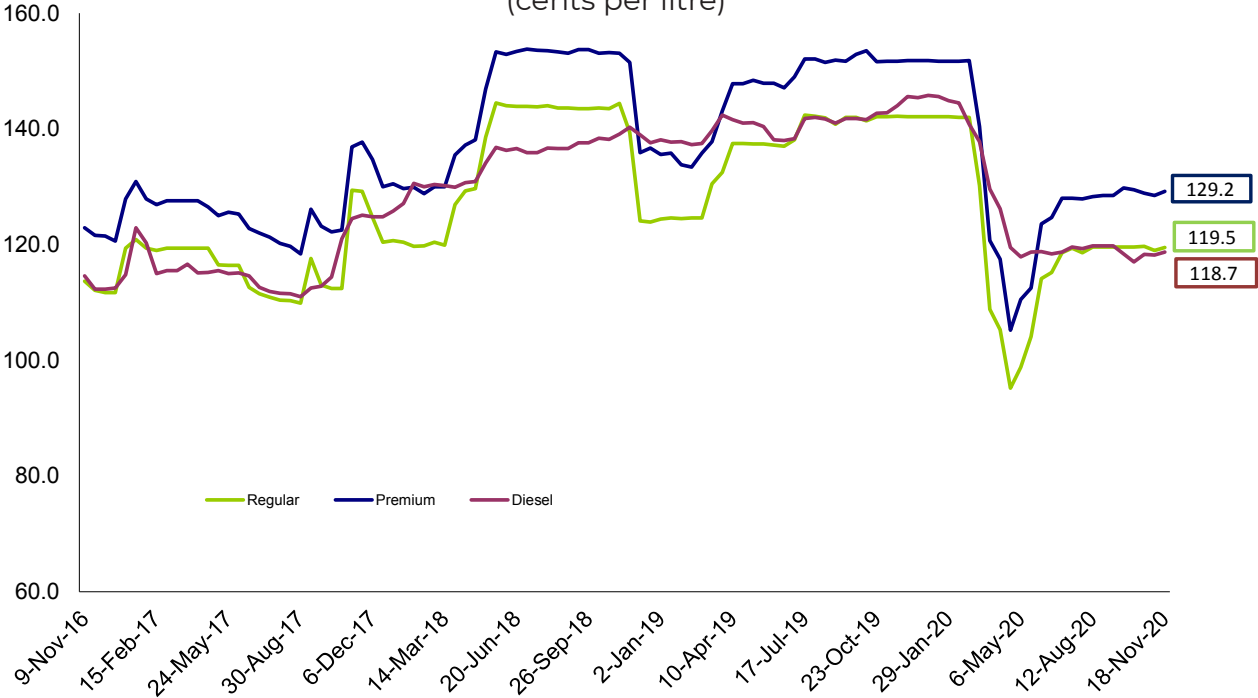
	Self-serve			Full-serve			
	regular	premium	diesel	regular	premium	diesel	propane
18-Nov-20	119.5	129.2	118.7	118.4	128.9	118.4	104.9
4-Nov-20	119.0	128.5	118.2	118.4	126.9	118.4	108.2
21-Oct-20	119.7	128.9	118.3	118.4	126.9	118.4	104.9
7-Oct-20	119.6	129.5	117.0	118.2	126.9	115.9	104.9
23-Sep-20	119.6	129.8	118.4	118.2	126.9	118.2	107.2
9-Sep-20	119.6	128.5	119.8	118.2	126.9	118.2	108.2
26-Aug-20	119.6	128.5	119.8	119.7	129.9	119.7	107.2
12-Aug-20	119.6	128.3	119.8	119.7	129.9	119.7	108.2
29-Jul-20	118.6	127.9	119.3	119.4	128.9	119.4	105.2
15-Jul-20	119.4	128.0	119.6	119.9	127.9	119.9	104.2
2-Jul-20	118.6	128.0	118.7	119.9	127.9	119.9	108.2
17-Jun-20	115.2	124.7	118.4	117.2	124.9	119.6	106.9
3-Jun-20	114.1	123.6	118.8	114.9	125.4	119.9	104.3
20-May-20	104.1	112.5	118.7	104.9	110.4	119.2	104.2
6-May-20	98.8	110.5	117.9	101.9	111.9	115.2	103.6
22-Apr-20	95.2	105.2	119.5	95.9	105.9	112.9	102.2
8-Apr-20	105.3	117.5	126.2	105.9	126.4	133.4	102.2
25-Mar-20	108.8	120.7	129.6	110.6	126.4	136.9	103.2
11-Mar-20	130.2	140.4	137.8	129.6	144.6	139.9	103.3
26-Feb-20	142.0	151.8	140.8	142.6	153.2	142.2	106.9
12-Feb-20	142.0	151.7	144.5	142.6	153.2	145.2	106.6
29-Jan-20	142.1	151.7	144.9	142.6	153.2	145.2	106.6
15-Jan-20	142.1	151.7	145.6	142.6	153.2	145.2	106.9
2-Jan-20	142.1	151.8	145.8	142.6	153.2	146.6	106.9
18-Dec-19	142.1	151.8	145.4	142.9	153.6	146.9	106.2
4-Dec-19	142.1	151.8	145.6	142.9	153.6	146.9	106.2
20-Nov-19	142.2	151.7	144.0	142.9	153.4	144.9	105.9
6-Nov-19	142.1	151.7	142.8	142.9	153.4	142.2	103.9
Oct '19	141.8	152.6	142.2	142.9	153.5	142.2	102.9
Sep '19	142.0	152.3	141.8	142.9	153.7	143.1	100.8
Aug '19	141.4	151.7	141.4	142.9	153.9	142.9	101.0
Jul '19	140.9	151.1	140.7	141.8	152.9	140.6	101.1
Jun '19	137.1	147.5	138.1	137.3	149.5	138.9	100.7
May '19	137.4	148.2	140.8	137.9	150.1	140.9	101.5
Apr '19	137.5	147.8	141.3	137.9	149.9	141.4	100.9
Mar '19	131.5	140.5	141.1	132.9	143.6	142.4	100.1
Feb '19	124.6	134.6	137.4	124.9	136.3	138.5	99.3
Jan '19	124.5	135.1	137.9	124.9	137.4	138.9	99.9
Dec '18	124.0	136.3	138.3	124.3	139.6	138.1	102.4
Nov '18	141.9	152.3	139.7	142.4	152.1	138.8	102.4
Oct '18	143.6	153.2	138.3	143.9	152.9	136.9	101.1
Sep '18	143.5	153.7	137.6	144.9	152.9	137.9	100.4
Aug '18	143.7	153.3	136.6	144.9	152.9	137.9	100.2
Jul '18	143.9	153.7	135.9	144.9	152.4	136.6	99.7
Jun '18	144.0	153.2	136.5	144.9	153.9	137.1	102.6
May '18	141.6	150.1	135.5	142.4	150.3	135.6	100.7
Apr '18	129.5	137.7	130.8	129.9	137.9	130.9	100.4
Mar '18	123.4	132.8	130.1	123.9	133.4	130.9	101.8
Feb '18	120.1	129.4	130.2	120.9	129.9	131.4	102.2
Jan '18	120.3	130.0	127.8	120.6	131.7	127.9	103.6
Dec '17	122.6	132.4	124.8	124.1	133.6	126.2	102.3
Nov '17	129.3	137.3	124.8	129.8	137.8	122.9	101.6

# Retail Motor Fuel Prices — Whitehorse

Average Fuel Prices, as of November 18, 2020  
(cents per litre)



Average Self-Serve Bi-weekly Fuel Prices,  
November 2016 - November 2020  
(cents per litre)



## Retail Motor Fuel Prices - Beaver Creek & Burwash Landing

	Beaver Creek Self-serve		
	regular	premium	diesel
18-Nov-20	149.9	159.9	154.9
4-Nov-20	149.9	159.9	154.9
21-Oct-20	149.0	159.0	154.9
7-Oct-20	144.9	159.0	154.9
23-Sep-20	144.9	159.0	154.9
9-Sep-20	149.9	169.0	154.9
26-Aug-20	149.9	159.9	154.9
12-Aug-20	149.9	159.9	154.9
29-Jul-20	149.9	159.9	154.9
15-Jul-20	149.9	159.9	154.9
2-Jul-20	149.9	159.9	154.9
17-Jun-20	149.9	159.9	154.9
3-Jun-20	138.9	159.9	154.9
20-May-20	138.9	159.9	154.9
6-May-20	138.0	159.0	154.0
22-Apr-20	138.0	159.0	154.0
8-Apr-20	138.9	169.9	154.9
25-Mar-20	148.9	169.9	164.9
11-Mar-20	158.9	169.9	174.9
26-Feb-20	158.9	169.9	174.9
12-Feb-20	158.9	169.9	174.9
29-Jan-20	158.9	169.9	174.9
15-Jan-20	158.9	169.9	174.9
2-Jan-20	158.9	169.9	174.9
18-Dec-19	158.9	169.9	174.9
4-Dec-19	158.9	169.9	174.9
20-Nov-19	157.9	169.9	165.9
6-Nov-19	157.9	169.9	165.9
Oct '19	157.1	169.5	163.8
Sep '19	157.1	165.0	160.8
Aug '19	157.2	169.9	160.9
Jul '19	157.2	169.9	160.9
Jun '19	157.2	166.4	159.8
May '19	158.9	169.9	169.9
Apr '19	154.9	169.9	169.9
Mar '19	149.9	169.9	169.9
Feb '19	147.4	169.9	169.9
Jan '19	149.9	166.6	166.6
Dec '18	154.9	169.9	169.9
Nov '18	159.9	169.9	164.9
Oct '18	158.8	169.9	157.8
Sep '18	158.0	169.9	157.0
Aug '18	157.6	169.9	150.9
Jul '18	157.6	169.9	148.6
Jun '18	158.9	169.9	148.6
May '18	151.1	159.9	147.6
Apr '18	144.9	159.9	159.9
Mar '18	144.9	159.9	159.9
Feb '18	144.9	159.9	159.9
Jan '18	144.9	159.9	159.9
Dec '17	141.2	159.9	153.7
Nov '17	137.4	159.9	144.9

	Burwash Landing Self-serve		
	regular	premium	diesel
18-Nov-20	n/a	n/a	n/a
4-Nov-20	126.5	136.8	122.5
21-Oct-20	126.5	136.8	122.5
7-Oct-20	126.5	136.8	122.5
23-Sep-20	n/a	n/a	n/a
9-Sep-20	n/a	n/a	n/a
26-Aug-20	123.5	133.1	125.1
12-Aug-20	128.3	133.1	129.4
29-Jul-20	n/a	n/a	n/a
15-Jul-20	127.6	133.1	126.5
2-Jul-20	124.9	132.9	122.9
17-Jun-20	n/a	n/a	n/a
3-Jun-20	105.9	113.9	129.9
20-May-20	105.9	113.9	129.9
6-May-20	105.9	113.9	129.9
22-Apr-20	n/a	n/a	n/a
8-Apr-20	n/a	n/a	n/a
25-Mar-20	n/a	n/a	n/a
11-Mar-20	142.9	152.9	142.9
26-Feb-20	142.9	n/a	n/a
12-Feb-20	n/a	n/a	n/a
29-Jan-20	142.9	152.9	142.9
15-Jan-20	142.9	152.9	142.9
2-Jan-20	n/a	n/a	n/a
18-Dec-19	n/a	n/a	n/a
4-Dec-19	142.9	152.9	142.9
20-Nov-19	n/a	n/a	n/a
6-Nov-19	142.9	152.9	142.9
Oct '19	142.9	152.9	142.9
Sep '19	142.9	152.9	142.9
Aug '19	142.9	152.9	142.9
Jul '19	140.4	150.4	141.4
Jun '19	132.9	142.9	139.9
May '19	132.9	142.9	139.9
Apr '19	n/a	n/a	n/a
Mar '19	126.0	136.0	138.9
Feb '19	126.0	136.0	138.9
Jan '19	133.5	144.5	138.9
Dec '18	140.9	152.9	138.9
Nov '18	147.9	157.9	138.4
Oct '18	147.9	157.9	138.9
Sep '18	n/a	n/a	n/a
Aug '18	145.9	155.9	138.2
Jul '18	144.9	154.9	137.9
Jun '18	144.9	154.9	137.9
May '18	137.4	147.4	131.9
Apr '18	129.9	139.9	135.9
Mar '18	127.9	137.9	131.9
Feb '18	129.9	139.9	127.9
Jan '18	129.9	139.9	127.9
Dec '17	129.9	139.9	127.9
Nov '17	129.9	139.9	127.9

## Retail Motor Fuel Prices — Carcross & Carmacks

	Carcross Self-serve				Carmacks Self-serve		
	regular	premium	diesel		regular	premium	diesel
18-Nov-20	135.9	-	135.9	18-Nov-20	129.9	139.9	119.9
4-Nov-20	135.9	-	135.9	4-Nov-20	129.9	139.9	119.9
21-Oct-20	135.9	-	129.9	21-Oct-20	129.9	139.9	119.9
7-Oct-20	135.9	-	129.9	7-Oct-20	129.9	139.9	124.9
23-Sep-20	129.9	-	134.9	23-Sep-20	129.7	139.9	124.9
9-Sep-20	129.9	-	135.9	9-Sep-20	129.9	139.9	124.9
26-Aug-20	135.9	-	129.9	26-Aug-20	129.9	139.9	124.9
12-Aug-20	135.9	-	129.9	12-Aug-20	129.9	139.9	122.1
29-Jul-20	135.9	-	129.9	29-Jul-20	129.9	139.9	124.9
15-Jul-20	131.9	-	129.9	15-Jul-20	129.9	139.9	109.9
2-Jul-20	135.9	-	129.9	2-Jul-20	133.9	139.4	120.9
17-Jun-20	129.9	-	129.9	17-Jun-20	125.9	135.9	118.9
3-Jun-20	125.9	-	129.9	3-Jun-20	118.9	128.9	118.9
20-May-20	115.9	-	129.9	20-May-20	108.9	118.9	121.4
6-May-20	105.9	-	129.9	6-May-20	108.9	118.9	121.4
22-Apr-20	105.9	-	129.9	22-Apr-20	99.9	114.9	123.9
8-Apr-20	119.9	-	129.9	8-Apr-20	119.9	129.9	129.9
25-Mar-20	144.9	-	149.9	25-Mar-20	129.9	139.9	139.9
11-Mar-20	152.9	-	157.9	11-Mar-20	146.4	156.4	159.9
26-Feb-20	152.9	-	157.9	26-Feb-20	152.9	162.9	159.9
12-Feb-20	152.9	-	157.9	12-Feb-20	152.9	162.9	159.9
29-Jan-20	152.9	-	157.9	29-Jan-20	152.9	162.9	167.9
15-Jan-20	152.9	-	157.9	15-Jan-20	152.9	162.9	167.9
2-Jan-20	152.9	-	157.9	2-Jan-20	152.9	162.9	161.9
18-Dec-19	152.9	-	157.9	18-Dec-19	152.9	162.9	155.9
4-Dec-19	152.9	-	157.9	4-Dec-19	152.9	162.9	155.9
20-Nov-19	152.9	-	157.9	20-Nov-19	152.9	162.9	155.9
6-Nov-19	152.9	-	157.9	6-Nov-19	152.9	162.9	155.9
Oct '19	149.9	-	154.9	Oct '19	152.9	162.9	155.9
Sep '19	149.9	-	154.9	Sep '19	152.9	162.9	155.9
Aug '19	149.9	-	154.9	Aug '19	152.9	162.9	155.9
Jul '19	149.9	-	154.9	Jul '19	152.9	162.9	155.9
Jun '19	147.9	-	154.9	Jun '19	152.9	160.4	154.9
May '19	147.9	-	154.9	May '19	152.9	160.4	154.9
Apr '19	147.9	-	154.9	Apr '19	147.2	157.2	151.9
Mar '19	139.9	-	149.9	Mar '19	134.9	144.9	146.9
Feb '19	134.9	-	149.9	Feb '19	129.9	139.9	142.4
Jan '19	134.9	-	149.9	Jan '19	129.9	139.9	144.6
Dec '18	134.9	-	149.9	Dec '18	133.4	146.7	152.2
Nov '18	152.4	-	154.9	Nov '18	149.9	162.4	155.9
Oct '18	154.9	-	154.9	Oct '18	154.9	164.9	152.4
Sep '18	154.9	-	154.9	Sep '18	154.9	163.7	153.4
Aug '18	154.9	-	154.9	Aug '18	158.2	166.6	151.4
Jul '18	154.9	-	154.9	Jul '18	157.4	162.4	149.7
Jun '18	154.9	-	152.4	Jun '18	153.7	157.4	147.9
May '18	149.9	-	149.9	May '18	149.9	154.4	146.4
Apr '18	138.9	-	144.9	Apr '18	139.9	152.2	141.4
Mar '18	132.9	-	141.9	Mar '18	130.9	145.4	140.4
Feb '18	131.4	-	142.4	Feb '18	130.9	145.4	140.4
Jan '18	129.9	-	137.3	Jan '18	133.9	146.9	139.7
Dec '17	137.5	-	143.5	Dec '17	139.9	149.9	137.9
Nov '17	136.5	-	136.5	Nov '17	132.4	142.4	134.4

## Retail Motor Fuel Prices — Dawson City & Destruction Bay

	Dawson City Self-serve			Full-serve
	regular	premium	diesel	propane
18-Nov-20	133.2	149.9	133.1	135.0
4-Nov-20	130.2	149.9	130.1	135.0
21-Oct-20	140.4	149.9	140.2	135.0
7-Oct-20	140.4	148.9	140.2	125.0
23-Sep-20	140.4	148.9	139.7	125.0
9-Sep-20	140.4	148.9	139.7	125.0
26-Aug-20	140.4	148.9	139.7	125.0
12-Aug-20	140.4	148.9	139.6	125.0
29-Jul-20	131.7	148.9	131.1	125.0
15-Jul-20	140.4	148.9	139.6	125.0
2-Jul-20	126.9	148.4	129.3	125.0
17-Jun-20	126.4	147.4	128.1	n/a
3-Jun-20	122.1	140.8	128.1	n/a
20-May-20	121.0	128.0	128.0	n/a
6-May-20	108.2	128.5	126.0	n/a
22-Apr-20	119.9	119.9	144.9	n/a
8-Apr-20	115.9	122.9	144.5	n/a
25-Mar-20	138.6	141.9	144.8	n/a
11-Mar-20	148.2	152.6	150.8	n/a
26-Feb-20	148.8	155.8	159.8	n/a
12-Feb-20	150.9	156.8	155.8	n/a
29-Jan-20	149.8	156.8	168.5	n/a
15-Jan-20	152.8	159.8	170.5	n/a
2-Jan-20	149.5	158.6	155.8	n/a
18-Dec-19	152.6	164.3	157.8	135.0
4-Dec-19	152.8	164.7	158.9	135.0
20-Nov-19	157.2	164.7	165.2	135.0
6-Nov-19	152.8	164.7	155.8	135.0
Oct '19	154.0	164.4	153.7	135.0
Sep '19	158.9	164.9	155.8	135.0
Aug '19	155.2	166.7	152.1	135.0
Jul '19	154.9	167.3	154.0	135.0
Jun '19	155.5	167.1	156.3	135.0
May '19	157.4	168.4	160.9	135.0
Apr '19	150.7	168.4	155.9	n/a
Mar '19	141.4	158.2	154.3	n/a
Feb '19	138.3	153.4	150.2	n/a
Jan '19	136.1	151.8	148.1	n/a
Dec '18	139.0	169.5	151.0	n/a
Nov '18	155.4	173.0	154.2	135.0
Oct '18	154.6	172.0	151.8	135.0
Sep '18	154.6	172.0	151.2	135.0
Aug '18	154.6	171.4	150.6	135.0
Jul '18	154.6	172.0	150.5	135.0
Jun '18	154.6	172.0	150.3	135.0
May '18	153.3	163.4	149.7	135.0
Apr '18	142.6	152.7	142.2	135.0
Mar '18	130.7	149.5	138.8	n/a
Feb '18	133.6	148.2	139.9	135.0
Jan '18	130.9	146.5	134.8	135.0
Dec '17	134.0	151.1	135.0	135.0
Nov '17	140.9	148.7	145.8	135.0

	Destruction Bay Self-serve			Full-serve
	regular	premium	diesel	propane
18-Nov-20	n/a	n/a	n/a	n/a
4-Nov-20	129.9	145.9	131.9	136.9
21-Oct-20	129.9	145.9	131.9	136.9
7-Oct-20	133.9	149.9	130.9	136.9
23-Sep-20	133.9	149.9	124.9	136.9
9-Sep-20	133.9	149.9	124.9	136.9
26-Aug-20	133.9	149.9	124.9	136.9
12-Aug-20	n/a	n/a	n/a	n/a
29-Jul-20	n/a	n/a	n/a	n/a
15-Jul-20	133.9	149.9	125.9	136.9
2-Jul-20	n/a	n/a	n/a	n/a
17-Jun-20	n/a	n/a	n/a	n/a
3-Jun-20	n/a	n/a	n/a	n/a
20-May-20	n/a	n/a	n/a	n/a
6-May-20	n/a	n/a	n/a	n/a
22-Apr-20	n/a	n/a	n/a	n/a
8-Apr-20	n/a	n/a	n/a	n/a
25-Mar-20	n/a	n/a	n/a	n/a
11-Mar-20	142.9	158.9	150.9	136.9
26-Feb-20	n/a	n/a	n/a	n/a
12-Feb-20	142.9	158.9	149.9	136.9
29-Jan-20	142.9	158.9	155.9	136.9
15-Jan-20	142.9	158.9	157.9	136.9
2-Jan-20	n/a	n/a	n/a	n/a
18-Dec-19	143.9	159.9	162.9	136.9
4-Dec-19	n/a	n/a	n/a	n/a
20-Nov-19	141.9	157.9	156.9	136.9
6-Nov-19	n/a	n/a	n/a	n/a
Oct '19	141.9	157.9	152.9	136.9
Sep '19	142.4	156.4	143.9	136.9
Aug '19	140.9	154.9	141.9	137.9
Jul '19	145.9	159.6	142.9	136.9
Jun '19	149.9	162.9	147.9	136.9
May '19	150.9	163.9	149.9	136.9
Apr '19	n/a	n/a	n/a	n/a
Mar '19	140.9	153.9	149.9	136.9
Feb '19	130.9	143.9	144.9	136.9
Jan '19	133.6	146.6	148.6	136.9
Dec '18	142.9	155.9	156.9	138.5
Nov '18	145.9	158.9	154.4	140.0
Oct '18	153.4	166.4	157.4	138.5
Sep '18	155.9	168.9	150.9	136.9
Aug '18	153.2	166.2	148.9	136.9
Jul '18	154.4	167.4	149.9	136.9
Jun '18	155.4	163.4	153.9	136.9
May '18	154.4	166.9	149.9	140.0
Apr '18	150.4	160.4	145.4	135.0
Mar '18	139.4	152.4	144.9	126.9
Feb '18	135.9	148.9	146.9	126.9
Jan '18	135.2	148.6	147.9	126.9
Dec '17	132.9	145.9	144.4	126.9
Nov '17	137.4	150.4	143.4	126.9

## Retail Motor Fuel Prices — Eagle Plains & Faro

	Eagle Plains Self-Serve			Full-serve propane		Faro Self-Serve		
	regular	premium	diesel			regular	premium	diesel
18-Nov-20	140.0	-	145.0	144.0	18-Nov-20	130.9	-	129.9
4-Nov-20	140.0	-	145.0	144.0	4-Nov-20	130.9	-	129.9
21-Oct-20	140.0	-	145.0	144.0	21-Oct-20	130.9	-	129.9
7-Oct-20	140.0	-	145.0	144.0	7-Oct-20	130.9	-	120.9
23-Sep-20	140.0	-	145.0	144.0	23-Sep-20	130.9	-	120.9
9-Sep-20	140.0	-	145.0	144.0	9-Sep-20	130.9	-	120.9
26-Aug-20	140.0	-	140.0	144.0	26-Aug-20	n/a	-	n/a
12-Aug-20	140.0	-	145.0	144.0	12-Aug-20	130.9	-	120.9
29-Jul-20	140.0	-	145.0	144.0	29-Jul-20	130.9	-	120.9
15-Jul-20	140.0	-	145.0	144.0	15-Jul-20	133.9	-	123.9
2-Jul-20	n/a	-	n/a	n/a	2-Jul-20	133.9	-	123.9
17-Jun-20	140.0	-	145.0	144.0	17-Jun-20	126.9	-	120.9
3-Jun-20	170.0	-	145.0	144.0	3-Jun-20	n/a	-	n/a
20-May-20	170.0	-	145.0	144.0	20-May-20	112.9	-	120.9
6-May-20	170.0	-	145.0	144.0	6-May-20	109.9	-	120.9
22-Apr-20	170.0	-	145.0	144.0	22-Apr-20	109.9	-	130.9
8-Apr-20	170.0	-	145.0	144.0	8-Apr-20	119.9	-	130.9
25-Mar-20	170.0	-	166.0	144.0	25-Mar-20	130.9	-	147.9
11-Mar-20	170.0	-	166.0	144.0	11-Mar-20	140.9	-	147.9
26-Feb-20	170.0	-	166.0	144.0	26-Feb-20	n/a	-	n/a
12-Feb-20	170.0	-	166.0	144.0	12-Feb-20	153.9	-	156.9
29-Jan-20	170.0	-	161.0	144.0	29-Jan-20	154.9	-	157.9
15-Jan-20	170.0	-	161.0	140.0	15-Jan-20	154.9	-	157.9
2-Jan-20	170.0	-	161.0	144.0	2-Jan-20	n/a	-	n/a
18-Dec-19	170.0	-	161.0	144.0	18-Dec-19	154.9	-	157.9
4-Dec-19	170.0	-	161.0	140.0	4-Dec-19	154.3	-	157.3
20-Nov-19	170.0	-	161.0	140.0	20-Nov-19	154.3	-	157.3
6-Nov-19	170.0	-	166.0	144.0	6-Nov-19	154.3	-	157.3
Oct '19	170.0	-	161.0	144.0	Oct '19	154.3	-	157.3
Sep '19	170.0	-	161.0	144.0	Sep '19	154.3	-	157.3
Aug '19	170.0	-	163.5	144.0	Aug '19	154.3	-	157.3
Jul '19	170.0	-	162.7	144.0	Jul '19	154.3	-	157.3
Jun '19	165.0	-	160.0	140.0	Jun '19	149.9	-	151.9
May '19	165.0	-	160.0	140.0	May '19	153.9	-	155.9
Apr '19	165.0	-	157.5	140.0	Apr '19	146.9	-	150.9
Mar '19	165.0	-	155.0	140.0	Mar '19	135.9	-	147.4
Feb '19	165.0	-	155.0	140.0	Feb '19	130.9	-	145.9
Jan '19	165.0	-	155.0	140.0	Jan '19	130.9	-	145.9
Dec '18	155.0	-	155.0	140.0	Dec '18	138.4	-	152.7
Nov '18	155.0	-	155.0	140.0	Nov '18	154.9	-	142.5
Oct '18	160.0	-	157.5	140.0	Oct '18	154.9	-	142.5
Sep '18	165.0	-	155.0	140.0	Sep '18	154.9	-	142.5
Aug '18	161.7	-	155.0	140.0	Aug '18	158.2	-	147.2
Jul '18	160.0	-	155.0	140.0	Jul '18	154.9	-	152.5
Jun '18	n/a	-	n/a	n/a	Jun '18	153.9	-	153.5
May '18	n/a	-	n/a	n/a	May '18	151.9	-	150.5
Apr '18	n/a	-	n/a	n/a	Apr '18	139.9	-	145.5
Mar '18	145.0	-	150.0	140.0	Mar '18	134.5	-	142.9
Feb '18	145.0	-	150.0	140.0	Feb '18	134.7	-	138.9
Jan '18	145.0	-	143.3	140.0	Jan '18	138.0	-	134.8
Dec '17	145.0	-	142.5	140.0	Dec '17	139.9	-	134.5
Nov '17	145.0	-	142.5	140.0	Nov '17	n/a	-	n/a

## Retail Motor Fuel Prices — Haines Junction

	Self-serve			Full-serve
	regular	premium	diesel	propane
18-Nov-20	123.2	131.6	126.9	-
4-Nov-20	123.2	131.6	126.9	-
21-Oct-20	123.2	131.6	126.9	-
7-Oct-20	123.9	133.2	126.9	-
23-Sep-20	122.7	130.2	126.9	-
9-Sep-20	122.7	131.6	126.9	-
26-Aug-20	122.7	131.6	126.9	-
12-Aug-20	122.7	130.2	126.9	-
29-Jul-20	122.7	131.6	126.9	-
15-Jul-20	122.7	131.6	126.9	-
2-Jul-20	122.7	131.6	126.9	-
17-Jun-20	118.9	126.6	126.9	-
3-Jun-20	114.7	124.2	125.7	-
20-May-20	106.4	114.6	126.2	-
6-May-20	101.4	107.9	127.4	-
22-Apr-20	107.4	107.9	131.2	-
8-Apr-20	114.9	117.6	138.2	-
25-Mar-20	126.6	132.9	144.6	-
11-Mar-20	137.9	143.2	143.9	-
26-Feb-20	147.6	155.9	150.6	-
12-Feb-20	146.9	155.9	150.7	-
29-Jan-20	145.9	155.9	150.9	-
15-Jan-20	147.6	155.9	150.6	n/a
2-Jan-20	147.6	155.9	150.6	n/a
18-Dec-19	147.6	155.9	149.9	n/a
4-Dec-19	147.6	155.9	149.2	n/a
20-Nov-19	147.6	155.9	149.2	n/a
6-Nov-19	147.6	155.9	148.2	n/a
Oct '19	147.3	155.9	147.6	n/a
Sep '19	147.5	155.9	148.1	n/a
Aug '19	147.5	155.9	148.1	n/a
Jul '19	146.5	155.1	147.1	n/a
Jun '19	142.3	153.2	144.5	n/a
May '19	140.8	149.9	146.2	n/a
Apr '19	141.2	150.9	146.9	n/a
Mar '19	133.6	139.2	140.8	n/a
Feb '19	128.9	136.9	139.9	n/a
Jan '19	128.9	136.9	139.9	n/a
Dec '18	136.7	139.9	144.0	n/a
Nov '18	148.2	155.4	148.6	n/a
Oct '18	148.7	157.9	147.0	100.0
Sep '18	146.5	157.9	144.2	100.0
Aug '18	147.5	158.2	146.0	100.0
Jul '18	147.2	157.9	142.6	100.0
Jun '18	147.8	157.9	145.4	100.0
May '18	144.7	155.4	141.8	100.0
Apr '18	132.2	142.9	136.6	100.0
Mar '18	126.7	137.2	136.5	100.0
Feb '18	124.9	133.9	135.9	100.0
Jan '18	124.6	133.9	133.8	100.0
Dec '17	127.2	132.9	133.2	100.0
Nov '17	129.7	146.0	133.6	100.0

## Retail Motor Fuel Prices — Jake's Corner

	Self-serve			Full-serve
	regular	premium	diesel	propane
18-Nov-20	119.9	125.9	119.9	-
4-Nov-20	119.9	125.9	119.9	-
21-Oct-20	119.9	125.9	119.9	-
7-Oct-20	119.9	125.9	119.9	-
23-Sep-20	119.9	125.9	119.9	-
9-Sep-20	119.9	125.9	119.9	-
26-Aug-20	119.9	125.9	119.9	-
12-Aug-20	119.9	125.9	119.9	-
29-Jul-20	119.9	125.9	119.9	-
15-Jul-20	119.9	125.9	119.9	-
2-Jul-20	119.9	125.9	119.9	-
17-Jun-20	114.9	120.9	119.9	-
3-Jun-20	n/a	n/a	n/a	-
20-May-20	104.9	n/a	119.9	-
6-May-20	104.9	114.9	119.9	-
22-Apr-20	95.9	n/a	n/a	-
8-Apr-20	105.9	n/a	n/a	-
25-Mar-20	105.9	n/a	n/a	-
11-Mar-20	129.9	n/a	n/a	-
26-Feb-20	142.9	153.9	151.9	-
12-Feb-20	142.9	153.9	151.9	-
29-Jan-20	142.9	153.9	151.9	-
15-Jan-20	142.9	153.9	151.9	-
2-Jan-20	142.9	153.9	151.9	-
18-Dec-19	142.9	153.9	151.9	-
4-Dec-19	142.9	153.9	151.9	-
20-Nov-19	142.9	153.9	151.9	-
6-Nov-19	142.9	153.9	151.9	-
Oct '19	147.4	154.9	151.9	-
Sep '19	149.9	154.9	142.9	-
Aug '19	n/a	n/a	n/a	-
Jul '19	142.9	156.0	147.9	-
Jun '19	137.9	151.0	142.9	-
May '19	137.9	151.0	142.9	-
Apr '19	137.9	151.0	144.4	-
Mar '19	132.9	145.0	145.9	-
Feb '19	127.9	137.9	143.0	-
Jan '19	127.9	137.9	143.0	-
Dec '18	127.9	137.9	143.0	n/a
Nov '18	144.9	155.9	141.7	n/a
Oct '18	147.8	155.9	141.4	n/a
Sep '18	147.8	155.9	141.4	n/a
Aug '18	147.8	155.9	137.9	n/a
Jul '18	147.8	155.9	137.9	n/a
Jun '18	147.8	155.9	137.9	n/a
May '18	145.3	151.4	137.9	n/a
Apr '18	132.8	140.9	132.9	n/a
Mar '18	n/a	n/a	n/a	n/a
Feb '18	n/a	n/a	n/a	n/a
Jan '18	n/a	n/a	n/a	n/a
Dec '17	n/a	n/a	n/a	n/a
Nov '17	n/a	n/a	n/a	n/a

## Retail Motor Fuel Prices — Mayo

	Self-serve			Full-serve	
	regular	premium	diesel	regular	diesel
18-Nov-20	127.9	-	127.9	-	-
4-Nov-20	121.8	-	121.8	-	-
21-Oct-20	n/a	-	n/a	-	-
7-Oct-20	n/a	-	n/a	-	-
23-Sep-20	n/a	-	n/a	-	-
9-Sep-20	n/a	-	n/a	-	-
26-Aug-20	n/a	-	n/a	-	-
12-Aug-20	n/a	-	n/a	-	-
29-Jul-20	118.8	-	117.9	-	-
15-Jul-20	n/a	-	n/a	-	-
2-Jul-20	114.9	-	121.8	-	-
17-Jun-20	114.9	-	121.8	-	-
3-Jun-20	114.9	-	121.8	-	-
20-May-20	n/a	-	n/a	-	-
6-May-20	103	-	124	-	-
22-Apr-20	n/a	-	n/a	-	-
8-Apr-20	n/a	-	n/a	-	-
25-Mar-20	142.1	-	143.1	-	-
11-Mar-20	151.1	-	153.1	-	-
26-Feb-20	n/a	-	n/a	-	-
12-Feb-20	153.1	-	153.1	-	-
29-Jan-20	n/a	-	n/a	-	-
15-Jan-20	n/a	-	n/a	-	-
2-Jan-20	149.9	-	147.9	-	-
18-Dec-19	149.9	-	147.9	-	-
4-Dec-19	149.9	-	150.9	-	-
20-Nov-19	n/a	-	n/a	-	-
6-Nov-19	149.9	-	147.9	-	-
Oct '19	142.8	-	140.9	-	-
Sep '19	n/a	-	n/a	-	-
Aug '19	141.4	-	144.1	-	-
Jul '19	146.2	-	145.6	-	-
Jun '19	144.0	-	145.9	-	-
May '19	146.9	-	151.9	-	-
Apr '19	146.9	-	153.4	-	-
Mar '19	137.9	-	149.9	-	-
Feb '19	133.9	-	144.9	-	-
Jan '19	132.2	-	143.6	-	-
Dec '18	125.8	-	139.0	-	-
Nov '18	146.9	-	141.4	-	-
Oct '18	143.4	-	134.1	-	-
Sep '18	144.7	-	135.1	-	-
Aug '18	144.7	-	135.1	n/a	n/a
Jul '18	144.7	-	135.1	n/a	n/a
Jun '18	144.7	-	135.1	n/a	n/a
May '18	149.4	-	141.9	n/a	n/a
Apr '18	138.4	-	136.5	n/a	n/a
Mar '18	126.1	-	129.9	n/a	n/a
Feb '18	124.9	-	133.2	n/a	n/a
Jan '18	123.8	-	127.7	n/a	n/a
Dec '17	127.3	-	126.8	n/a	n/a
Nov '17	132.3	-	127.1	n/a	n/a

## Retail Motor Fuel Prices — Pelly Crossing & Ross River

	Pelly Crossing Self-serve		
	regular	premium	diesel
18-Nov-20	n/a	n/a	n/a
4-Nov-20	n/a	n/a	n/a
21-Oct-20	130.9	137.9	125.9
7-Oct-20	130.9	137.9	125.9
23-Sep-20	130.9	137.9	125.9
9-Sep-20	130.9	137.9	125.9
26-Aug-20	130.9	137.9	125.9
12-Aug-20	130.9	137.9	125.9
29-Jul-20	130.9	137.9	125.9
15-Jul-20	133.9	141.9	128.9
2-Jul-20	126.9	136.9	121.9
17-Jun-20	n/a	n/a	n/a
3-Jun-20	109.9	140.9	104.9
20-May-20	109.9	140.9	104.9
6-May-20	100.9	140.9	95.9
22-Apr-20	100.0	140.9	95.0
8-Apr-20	120.9	140.9	115.9
25-Mar-20	140.9	146.9	135.9
11-Mar-20	151.9	157.9	146.9
26-Feb-20	151.9	157.9	146.9
12-Feb-20	151.9	157.9	146.9
29-Jan-20	n/a	n/a	n/a
15-Jan-20	n/a	n/a	n/a
2-Jan-20	151.9	157.9	146.9
18-Dec-19	151.9	157.9	146.9
4-Dec-19	n/a	n/a	n/a
20-Nov-19	151.9	157.9	146.9
6-Nov-19	151.9	157.9	146.9
Oct '19	151.9	157.9	146.9
Sep '19	151.9	157.9	146.9
Aug '19	151.9	157.9	146.9
Jul '19	151.9	157.9	146.9
Jun '19	151.9	157.9	146.9
May '19	151.9	157.9	146.9
Apr '19	147.9	153.9	142.9
Mar '19	130.9	136.9	125.9
Feb '19	130.9	136.9	125.9
Jan '19	135.1	139.6	127.9
Dec '18	140.9	146.9	135.9
Nov '18	153.9	-	148.9
Oct '18	153.9	159.9	148.9
Sep '18	153.9	159.9	148.9
Aug '18	153.9	159.2	148.9
Jul '18	153.9	158.9	148.9
Jun '18	n/a	-	146.5
May '18	148.9	-	148.4
Apr '18	134.4	-	141.7
Mar '18	130.9	-	137.5
Feb '18	130.9	-	137.5
Jan '18	134.9	-	137.5
Dec '17	136.9	-	137.5
Nov '17	133.2	-	137.5

	Ross River Self-serve		
	regular	premium	diesel
18-Nov-20	n/a	-	n/a
4-Nov-20	119.9	-	125.9
21-Oct-20	119.9	-	125.9
7-Oct-20	129.9	-	119.9
23-Sep-20	129.9	-	119.9
9-Sep-20	129.9	-	119.9
26-Aug-20	129.9	-	119.9
12-Aug-20	n/a	-	n/a
29-Jul-20	132.9	-	129.9
15-Jul-20	132.9	-	129.9
2-Jul-20	116.9	-	121.9
17-Jun-20	116.9	-	121.9
3-Jun-20	102.9	-	121.9
20-May-20	102.9	-	121.9
6-May-20	n/a	-	n/a
22-Apr-20	118.9	-	124.9
8-Apr-20	123.9	-	129.9
25-Mar-20	146.9	-	150.4
11-Mar-20	150.9	-	154.4
26-Feb-20	150.9	-	154.4
12-Feb-20	150.9	-	154.4
29-Jan-20	152.9	-	156.9
15-Jan-20	152.9	-	156.9
2-Jan-20	n/a	-	n/a
18-Dec-19	152.9	-	156.4
4-Dec-19	152.9	-	156.4
20-Nov-19	n/a	-	n/a
6-Nov-19	152.9	-	156.4
Oct '19	154.9	-	158.4
Sep '19	154.9	-	158.4
Aug '19	154.9	-	158.4
Jul '19	153.6	-	156.7
Jun '19	150.4	-	154.9
May '19	147.9	-	153.9
Apr '19	145.4	-	152.4
Mar '19	134.9	-	146.4
Feb '19	129.9	-	144.9
Jan '19	129.9	-	144.9
Dec '18	137.4	-	151.9
Nov '18	150.9	-	161.7
Oct '18	156.9	-	154.5
Sep '18	156.9	-	154.5
Aug '18	156.2	-	154.0
Jul '18	152.4	-	152.9
Jun '18	149.9	-	152.9
May '18	144.9	-	149.4
Apr '18	137.4	-	143.9
Mar '18	134.9	-	141.9
Feb '18	139.9	-	139.9
Jan '18	136.6	-	138.2
Dec '17	139.9	-	139.9
Nov '17	132.4	-	132.4

## Retail Motor Fuel Prices — Stewart Crossing

	Self-Serve		
	regular	premium	diesel
18-Nov-20	n/a	n/a	n/a
4-Nov-20	n/a	n/a	n/a
21-Oct-20	n/a	n/a	n/a
7-Oct-20	n/a	n/a	n/a
23-Sep-20	n/a	n/a	n/a
9-Sep-20	n/a	n/a	n/a
26-Aug-20	n/a	n/a	n/a
12-Aug-20	n/a	n/a	n/a
29-Jul-20	n/a	n/a	n/a
15-Jul-20	n/a	n/a	n/a
2-Jul-20	n/a	n/a	n/a
17-Jun-20	124.9	130.9	129.9
3-Jun-20	124.9	130.9	129.9
20-May-20	n/a	n/a	n/a
6-May-20	n/a	n/a	n/a
22-Apr-20	n/a	n/a	n/a
8-Apr-20	n/a	n/a	n/a
25-Mar-20	n/a	n/a	n/a
11-Mar-20	n/a	n/a	n/a
26-Feb-20	152.9	158.9	155.9
12-Feb-20	152.9	158.9	155.9
29-Jan-20	152.9	158.9	155.9
15-Jan-20	152.9	158.9	155.9
2-Jan-20	152.9	158.9	155.9
18-Dec-19	152.9	158.9	155.9
4-Dec-19	152.9	158.9	150.9
20-Nov-19	152.9	158.9	150.9
6-Nov-19	152.9	158.9	150.9
Oct '19	152.9	158.9	150.9
Sep '19	152.9	158.9	150.9
Aug '19	152.9	158.9	150.9
Jul '19	152.9	158.9	151.1
Jun '19	147.9	153.9	145.9
May '19	147.9	153.9	145.9
Apr '19	147.9	148.9	149.9
Mar '19	134.9	140.9	145.9
Feb '19	134.9	140.9	145.9
Jan '19	134.9	140.9	145.9
Dec '18	134.9	140.9	148.4
Nov '18	152.4	158.4	150.9
Oct '18	154.9	160.9	150.9
Sep '18	154.9	160.9	150.9
Aug '18	154.9	160.9	150.9
Jul '18	154.9	160.9	150.9
Jun '18	154.9	160.9	150.9
May '18	152.4	158.4	148.4
Apr '18	139.9	145.9	139.9
Mar '18	130.4	136.9	139.9
Feb '18	130.9	136.9	139.9
Jan '18	130.9	133.6	137.6
Dec '17	134.4	139.4	132.9
Nov '17	139.9	145.9	132.9

## Retail Motor Fuel Prices — Teslin

	Self-serve			Full-serve
	regular	premium	diesel	propane
18-Nov-20	123.9	131.9	123.9	110.0
4-Nov-20	123.9	131.9	123.9	110.0
21-Oct-20	123.9	131.9	123.9	110.0
7-Oct-20	123.9	131.9	123.9	110.0
23-Sep-20	123.9	131.9	123.9	110.0
9-Sep-20	123.9	131.9	123.9	110.0
26-Aug-20	123.9	131.9	123.9	110.0
12-Aug-20	123.9	131.9	123.9	110.0
29-Jul-20	123.9	131.9	123.9	110.0
15-Jul-20	123.9	131.9	123.9	110.0
2-Jul-20	118.9	126.9	122.9	110.0
17-Jun-20	118.9	126.9	122.9	110.0
3-Jun-20	109.9	119.9	129.9	110.0
20-May-20	109.9	119.9	129.9	110.0
6-May-20	109.9	119.9	129.9	110.0
22-Apr-20	109.9	119.9	129.9	110.0
8-Apr-20	109.9	119.9	129.9	110.0
25-Mar-20	133.9	141.9	139.9	110.0
11-Mar-20	145.4	156.9	150.4	110.0
26-Feb-20	146.9	156.9	152.4	110.0
12-Feb-20	146.9	156.9	152.4	110.0
29-Jan-20	146.9	156.9	152.4	110.0
15-Jan-20	146.9	156.9	152.4	110.0
2-Jan-20	146.9	156.9	152.4	110.0
18-Dec-19	146.9	156.9	152.4	110.0
4-Dec-19	146.9	156.9	152.4	110.0
20-Nov-19	146.9	156.9	152.4	110.0
6-Nov-19	146.9	156.9	152.4	110.0
Oct '19	146.9	156.9	152.4	110.0
Sep '19	146.9	156.9	153.7	110.0
Aug '19	146.9	156.9	152.4	110.0
Jul '19	146.1	156.9	153.9	n/a
Jun '19	141.9	151.9	148.9	n/a
May '19	141.9	n/a	148.9	110.0
Apr '19	141.9	151.9	148.9	110.0
Mar '19	135.2	n/a	146.4	110.0
Feb '19	129.4	n/a	141.3	110.0
Jan '19	132.2	142.9	144.2	110.0
Dec '18	129.7	137.4	141.7	110.0
Nov '18	143.7	150.9	143.2	111.3
Oct '18	141.0	152.7	145.9	110.4
Sep '18	148.9	158.9	141.9	113.7
Aug '18	148.9	158.9	141.9	112.5
Jul '18	148.9	158.9	141.9	112.5
Jun '18	148.9	158.9	141.9	112.5
May '18	146.4	153.9	141.9	112.5
Apr '18	133.9	143.9	135.9	112.5
Mar '18	129.9	141.9	136.9	112.5
Feb '18	129.9	139.9	139.9	112.5
Jan '18	130.9	140.9	134.2	108.8
Dec '17	132.9	142.9	133.9	107.0
Nov '17	128.2	136.4	131.4	107.0

## Retail Motor Fuel Prices — Watson Lake

	Self-serve			Full-serve
	regular	premium	diesel	propane
18-Nov-20	114.9	124.9	115.9	112.9
4-Nov-20	113.9	123.9	114.9	112.9
21-Oct-20	113.9	123.9	114.9	112.9
7-Oct-20	113.9	123.9	114.9	112.9
23-Sep-20	121.9	123.9	122.4	112.9
9-Sep-20	121.9	123.9	119.9	n/a
26-Aug-20	134.9	123.9	127.4	n/a
12-Aug-20	121.9	123.9	127.4	n/a
29-Jul-20	121.9	123.9	122.4	112.9
15-Jul-20	121.9	123.9	122.4	112.9
2-Jul-20	121.9	123.9	139.9	112.9
17-Jun-20	123.9	123.9	141.9	112.9
3-Jun-20	113.9	123.9	114.9	112.9
20-May-20	111.4	110.9	117.9	112.9
6-May-20	97.9	107.9	114.9	112.9
22-Apr-20	97.9	108.0	114.0	112.9
8-Apr-20	104.9	113.9	114.9	112.9
25-Mar-20	124.9	134.9	126.9	112.9
11-Mar-20	133.9	142.9	135.9	112.9
26-Feb-20	137.9	146.9	144.9	n/a
12-Feb-20	137.9	146.9	139.9	n/a
29-Jan-20	139.9	149.9	148.4	112.9
15-Jan-20	139.9	149.9	148.4	112.9
2-Jan-20	138.6	149.9	143.6	112.9
18-Dec-19	138.6	149.9	143.6	112.9
4-Dec-19	138.6	149.9	144.6	112.9
20-Nov-19	139.9	149.9	146.4	112.9
6-Nov-19	138.6	149.9	142.2	112.9
Oct '19	143.5	149.9	145.7	112.9
Sep '19	141.9	146.7	144.5	110.9
Aug '19	141.7	149.2	143.5	110.9
Jul '19	141.2	149.2	142.8	110.9
Jun '19	140.2	147.9	142.6	110.9
May '19	137.5	148.9	141.3	n/a
Apr '19	135.6	147.4	142.2	109.0
Mar '19	126.4	138.4	140.2	110.9
Feb '19	122.9	134.9	136.9	110.9
Jan '19	122.6	134.9	136.3	110.9
Dec '18	125.0	134.9	138.1	110.9
Nov '18	141.9	151.4	142.6	110.9
Oct '18	141.9	154.9	139.4	110.9
Sep '18	143.2	152.9	140.7	110.9
Aug '18	142.1	152.9	139.2	110.9
Jul '18	142.2	152.9	143.7	110.9
Jun '18	141.2	152.4	138.5	110.9
May '18	139.1	148.7	135.5	110.9
Apr '18	128.2	139.9	129.2	110.9
Mar '18	118.9	134.9	127.0	110.9
Feb '18	116.0	134.9	127.7	105.9
Jan '18	116.7	134.9	127.4	105.9
Dec '17	118.9	134.9	125.0	105.9
Nov '17	123.4	137.9	127.7	105.9

# Residential Fuel Prices in Yukon

## Average Prices as of November 18, 2020

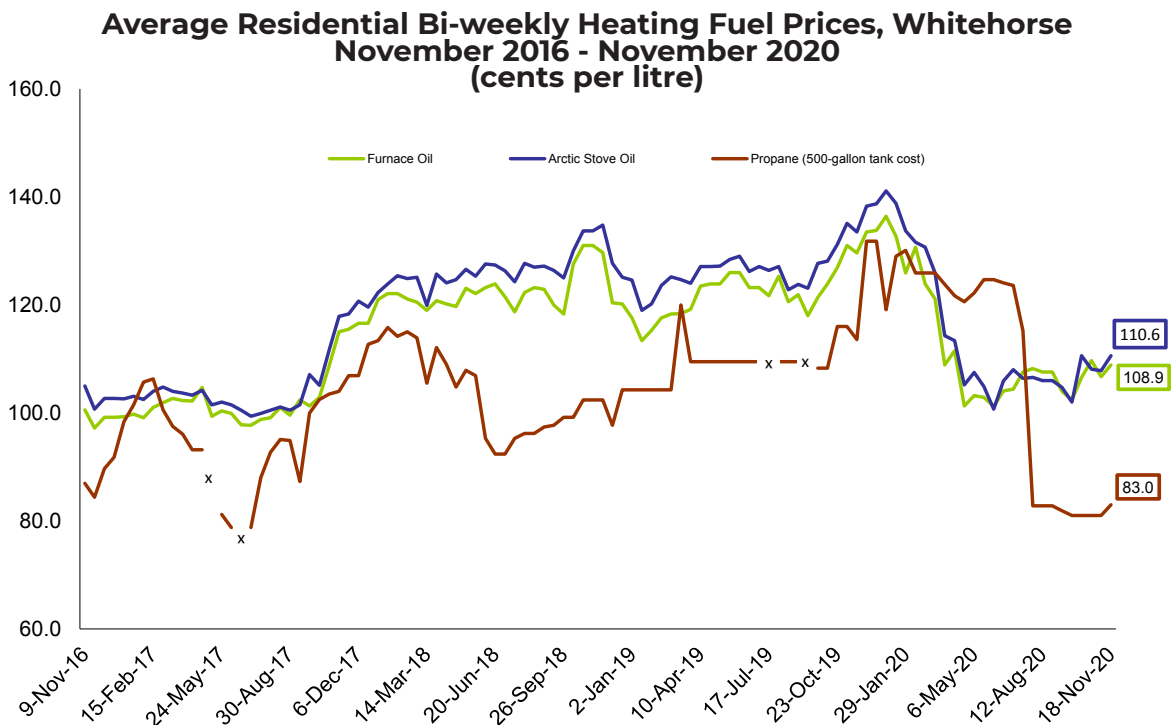
	Residential Heating Fuels			% Change November 20, 2019 to November 18, 2020		
	Furnace Oil	Arctic Stove Oil	Propane (500-gallon tank cost)	Furnace Oil	Arctic Stove Oil	Propane (500-gallon tank cost)
Whitehorse	108.9	110.6	83.0	-16.0%	-17.2%	-26.9%
Beaver Creek	117.1	120.5	-	-16.6%	-16.1%	-
Burwash Landing	115.0	118.1	-	-16.5%	-16.2%	-
Carcross	113.1	112.7	-	-16.8%	-16.6%	-
Carmacks	113.9	114.7	91.1	-16.7%	-16.4%	-29.0%
Dawson City	115.2	117.7	91.1	-16.5%	-16.5%	-29.0%
Destruction Bay	115.0	118.1	-	-16.5%	-16.2%	-
Faro	116.0	119.2	91.1	-16.5%	-16.1%	-29.0%
Haines Junction	113.9	114.7	91.1	-16.7%	-16.4%	-29.0%
Marsh Lake	113.1	112.7	-	-16.8%	-16.6%	-
Mayo	109.0	114.2	91.1	-21.7%	-19.6%	-29.0%
Pelly Crossing	115.2	116.4	-	-16.5%	-16.8%	-
Ross River	116.6	119.7	91.1	-16.4%	-16.0%	-29.0%
Stewart Crossing	115.5	118.7	-	-16.5%	-16.1%	-
Tagish	113.1	112.7	-	-16.8%	-16.6%	-
Teslin	113.9	114.7	91.1	-16.7%	-16.4%	-29.0%
Watson Lake	117.1	120.5	91.1	-16.3%	-15.4%	-29.0%

Notes: All prices are Canadian cents per litre, including all applicable taxes.  
 "-" indicates this service was not available in this community at this time.

Comparing November 18, 2020 to November 20, 2019, prices of furnace oil decreased in all Yukon communities. The largest percentage decrease was in Mayo, down 21.7%.

Prices for arctic stove oil also decreased in all Yukon communities. The largest percentage decrease was in Mayo down 19.6%.

Decreases were reported for average prices of propane (500 gallon tank) in all Yukon communities. Prices in all reporting communities outside of Whitehorse decreased by 29.0%; Whitehorse prices decreased by 26.9%.



## Residential Heating Fuel Prices — Whitehorse

	Furnace Oil	Arctic Stove Oil	Propane (500-gallon tank cost)
18-Nov-20	108.9	110.6	83.0
4-Nov-20	106.7	107.8	81.0
21-Oct-20	109.7	108.1	81.0
7-Oct-20	106.6	110.6	81.0
23-Sep-20	102.4	102.0	81.0
9-Sep-20	104.0	104.7	81.9
26-Aug-20	107.6	106.0	82.8
12-Aug-20	107.6	106.0	82.8
29-Jul-20	108.2	106.6	82.8
15-Jul-20	107.6	106.4	115.2
2-Jul-20	104.4	108.0	123.6
17-Jun-20	104.1	105.9	124.1
3-Jun-20	101.2	100.7	124.7
20-May-20	102.9	104.9	124.7
6-May-20	103.2	107.5	122.2
22-Apr-20	101.3	105.2	120.6
8-Apr-20	111.5	113.4	121.7
25-Mar-20	108.9	114.3	123.8
11-Mar-20	121.1	125.9	125.9
26-Feb-20	123.9	130.7	125.9
12-Feb-20	130.7	131.6	125.9
29-Jan-20	125.9	133.7	130.1
15-Jan-20	132.7	138.8	129.0
2-Jan-20	136.4	141.1	119.1
18-Dec-19	133.8	138.7	131.8
4-Dec-19	133.5	138.3	131.8
20-Nov-19	129.6	133.5	113.6
6-Nov-19	131.0	135.1	116.0
Oct '19	125.4	129.7	112.2
Sep '19	119.7	125.4	108.3
Aug '19	121.3	123.3	109.5
Jul '19	123.4	126.9	109.5
Jun '19	124.6	127.6	109.5
May '19	125.0	127.8	109.5
Apr '19	123.7	127.1	109.5
Mar '19	118.8	124.4	114.8
Feb '19	118.0	124.4	104.3
Jan '19	115.4	121.3	104.3
Dec '18	120.3	126.4	101.0
Nov '18	130.4	134.3	102.4
Oct '18	129.3	131.9	100.8
Sep '18	119.2	125.7	98.5
Aug '18	122.8	127.3	96.6
Jul '18	120.1	125.3	93.9
Jun '18	123.6	127.5	93.9
May '18	122.6	126.0	107.4
Apr '18	120.0	124.4	106.9
Mar '18	119.9	122.8	108.8
Feb '18	120.8	125.0	114.5
Jan '18	121.7	123.9	114.5
Dec '17	116.6	120.2	109.8
Nov '17	115.3	118.1	105.5

## Residential Heating Fuel Prices — Beaver Creek

	Furnace Oil	Arctic Stove Oil	Propane (500-gallon tank cost)
18-Nov-20	117.1	120.5	-
4-Nov-20	117.1	120.5	-
21-Oct-20	117.1	121.3	-
7-Oct-20	111.8	115.0	-
23-Sep-20	111.8	115.0	-
9-Sep-20	111.8	115.0	-
26-Aug-20	111.8	115.0	-
12-Aug-20	111.8	115.0	-
29-Jul-20	n/a	n/a	-
15-Jul-20	n/a	n/a	-
2-Jul-20	n/a	n/a	-
17-Jun-20	n/a	n/a	-
3-Jun-20	n/a	n/a	-
20-May-20	n/a	n/a	-
6-May-20	n/a	n/a	-
22-Apr-20	n/a	n/a	-
8-Apr-20	n/a	n/a	-
25-Mar-20	n/a	n/a	-
11-Mar-20	130.0	133.1	-
26-Feb-20	n/a	n/a	-
12-Feb-20	140.4	143.6	-
29-Jan-20	140.4	143.6	-
15-Jan-20	145.7	148.8	-
2-Jan-20	145.7	148.8	-
18-Dec-19	145.7	148.8	-
4-Dec-19	145.7	148.8	-
20-Nov-19	140.4	143.6	-
6-Nov-19	140.4	143.6	-
Oct '19	134.7	137.8	-
Sep '19	127.3	130.5	-
Aug '19	127.3	130.5	-
Jul '19	130.9	133.4	-
Jun '19	135.0	139.2	-
May '19	135.0	139.2	-
Apr '19	133.5	137.7	-
Mar '19	131.9	136.1	-
Feb '19	129.8	133.5	-
Jan '19	123.5	126.6	-
Dec '18	134.0	137.1	-
Nov '18	142.4	145.8	-
Oct '18	142.4	144.2	-
Sep '18	n/a	148.1	-
Aug '18	134.4	142.0	-
Jul '18	n/a	144.6	-
Jun '18	136.5	143.6	-
May '18	128.1	138.4	-
Apr '18	128.1	134.7	-
Mar '18	128.4	134.3	-
Feb '18	128.1	134.7	-
Jan '18	131.6	135.4	-
Dec '17	128.1	128.3	-
Nov '17	128.1	127.5	-

## Residential Heating Fuel Prices — Burwash Landing

	Furnace Oil	Arctic Stove Oil	Propane (500 gallon tank cost)
18-Nov-20	115.0	118.1	-
4-Nov-20	115.0	116.8	-
21-Oct-20	115.0	116.8	-
7-Oct-20	109.7	114.2	-
23-Sep-20	109.7	112.9	-
9-Sep-20	109.7	112.9	-
26-Aug-20	109.7	114.2	-
12-Aug-20	109.7	114.2	-
29-Jul-20	109.7	112.9	-
15-Jul-20	109.7	114.2	-
2-Jul-20	109.7	114.2	-
17-Jun-20	109.7	112.9	-
3-Jun-20	109.7	114.2	-
20-May-20	109.7	114.2	-
6-May-20	109.7	114.2	-
22-Apr-20	109.7	112.9	-
8-Apr-20	114.8	117.9	-
25-Mar-20	n/a	n/a	-
11-Mar-20	127.4	134.5	-
26-Feb-20	n/a	138.6	-
12-Feb-20	137.8	141.0	-
29-Jan-20	137.8	138.2	-
15-Jan-20	143.1	140.8	-
2-Jan-20	143.1	146.2	-
18-Dec-19	143.1	146.2	-
4-Dec-19	143.1	140.8	-
20-Nov-19	137.8	141.0	-
6-Nov-19	137.8	138.2	-
Oct '19	132.6	135.4	-
Sep '19	125.2	131.9	-
Aug '19	125.2	133.6	-
Jul '19	127.2	131.7	-
Jun '19	131.3	134.4	-
May '19	131.3	134.4	-
Apr '19	129.7	132.9	-
Mar '19	128.1	132.1	-
Feb '19	126.0	131.0	-
Jan '19	119.7	127.4	-
Dec '18	130.2	135.7	-
Nov '18	138.6	141.2	-
Oct '18	138.6	137.3	-
Sep '18	n/a	n/a	-
Aug '18	131.3	129.1	-
Jul '18	n/a	123.9	-
Jun '18	133.4	133.4	-
May '18	125.0	127.1	-
Apr '18	125.0	126.0	-
Mar '18	125.1	126.1	-
Feb '18	125.0	127.1	-
Jan '18	128.5	128.4	-
Dec '17	125.0	127.1	-
Nov '17	125.0	127.1	-

## Residential Heating Fuel Prices — Carcross

	Furnace Oil	Arctic Stove Oil	Propane (500 gallon tank cost)
18-Nov-20	113.1	112.7	-
4-Nov-20	113.1	112.7	-
21-Oct-20	113.1	106.4	-
7-Oct-20	107.8	111.0	-
23-Sep-20	107.8	103.8	-
9-Sep-20	107.8	103.8	-
26-Aug-20	107.8	103.8	-
12-Aug-20	107.8	103.8	-
29-Jul-20	107.8	103.8	-
15-Jul-20	107.8	103.8	-
2-Jul-20	107.8	103.8	-
17-Jun-20	107.8	111.0	-
3-Jun-20	107.8	98.5	-
20-May-20	107.8	111.0	-
6-May-20	107.8	111.0	-
22-Apr-20	107.8	109.1	-
8-Apr-20	112.9	116.0	-
25-Mar-20	n/a	107.1	-
11-Mar-20	125.5	128.6	-
26-Feb-20	n/a	n/a	-
12-Feb-20	135.9	131.0	-
29-Jan-20	135.9	137.8	-
15-Jan-20	141.2	144.3	-
2-Jan-20	141.2	145.7	-
18-Dec-19	141.2	140.4	-
4-Dec-19	141.2	140.4	-
20-Nov-19	135.9	135.2	-
6-Nov-19	135.9	137.8	-
Oct '19	130.7	133.8	-
Sep '19	123.3	127.1	-
Aug '19	128.5	129.3	-
Jul '19	127.0	128.6	-
Jun '19	128.7	130.3	-
May '19	129.0	129.8	-
Apr '19	126.9	129.3	-
Mar '19	120.3	122.9	-
Feb '19	119.3	121.9	-
Jan '19	117.7	120.5	-
Dec '18	121.9	130.3	-
Nov '18	134.5	135.9	-
Oct '18	134.0	133.4	-
Sep '18	116.6	131.3	-
Aug '18	128.2	132.1	-
Jul '18	n/a	134.1	-
Jun '18	130.3	135.2	-
May '18	121.9	130.1	-
Apr '18	121.9	126.1	-
Mar '18	121.9	125.3	-
Feb '18	121.9	125.6	-
Jan '18	125.4	128.5	-
Dec '17	121.9	123.2	-
Nov '17	121.9	123.1	-

## Residential Heating Fuel Prices — Carmacks

	Furnace Oil	Arctic Stove Oil	Propane (500-gallon tank cost)
18-Nov-20	113.9	114.7	91.1
4-Nov-20	113.9	114.7	89.1
21-Oct-20	113.9	108.4	89.1
7-Oct-20	108.7	111.8	89.1
23-Sep-20	108.7	105.8	89.1
9-Sep-20	108.7	105.8	90.3
26-Aug-20	108.7	105.8	97.5
12-Aug-20	108.7	105.8	97.5
29-Jul-20	108.7	105.8	97.5
15-Jul-20	108.7	105.8	123.4
2-Jul-20	108.7	105.8	131.8
17-Jun-20	108.7	111.8	132.3
3-Jun-20	108.7	100.5	132.9
20-May-20	108.7	111.8	132.9
6-May-20	108.7	111.8	136.9
22-Apr-20	108.7	111.1	135.3
8-Apr-20	114.2	117.4	136.4
25-Mar-20	n/a	110.3	138.5
11-Mar-20	126.8	129.9	140.6
26-Feb-20	n/a	n/a	140.6
12-Feb-20	137.3	133.2	140.6
29-Jan-20	137.3	140.0	144.8
15-Jan-20	142.5	145.7	143.7
2-Jan-20	142.5	147.9	133.8
18-Dec-19	142.5	142.7	146.5
4-Dec-19	142.5	142.7	146.5
20-Nov-19	136.8	137.2	128.3
6-Nov-19	136.8	139.8	128.3
Oct '19	131.5	134.7	127.0
Sep '19	124.2	129.3	123.2
Aug '19	124.2	129.3	124.2
Jul '19	125.8	133.8	124.2
Jun '19	128.9	135.6	124.2
May '19	128.9	137.4	124.2
Apr '19	127.4	135.0	124.2
Mar '19	125.8	133.3	124.2
Feb '19	123.7	131.2	119.0
Jan '19	117.4	123.4	119.0
Dec '18	127.9	131.0	115.7
Nov '18	136.3	139.4	117.1
Oct '18	136.3	139.4	115.5
Sep '18	n/a	n/a	113.2
Aug '18	128.9	132.1	111.3
Jul '18	n/a	n/a	109.0
Jun '18	131.0	134.2	109.0
May '18	122.6	125.8	122.1
Apr '18	122.6	125.8	121.6
Mar '18	122.6	125.8	123.5
Feb '18	122.6	125.8	129.2
Jan '18	126.1	129.3	129.2
Dec '17	121.6	125.8	124.5
Nov '17	120.5	125.8	120.2

## Residential Heating Fuel Prices — Dawson City

	Furnace Oil	Arctic Stove Oil	Propane (500-gallon tank cost)
18-Nov-20	115.2	117.7	91.1
4-Nov-20	113.7	116.2	89.1
21-Oct-20	117.4	120.5	89.1
7-Oct-20	112.1	115.2	89.1
23-Sep-20	112.1	115.2	89.1
9-Sep-20	112.1	115.2	90.3
26-Aug-20	112.1	115.2	97.5
12-Aug-20	112.1	115.2	97.5
29-Jul-20	113.5	116.1	97.5
15-Jul-20	112.1	115.2	123.4
2-Jul-20	110.0	112.6	131.8
17-Jun-20	110.0	112.6	132.3
3-Jun-20	110.0	112.6	132.9
20-May-20	112.1	115.2	132.9
6-May-20	109.1	113.8	136.9
22-Apr-20	112.1	115.2	135.3
8-Apr-20	123.7	120.5	136.4
25-Mar-20	124.3	126.3	138.5
11-Mar-20	129.4	131.9	140.6
26-Feb-20	n/a	n/a	140.6
12-Feb-20	140.1	142.7	140.6
29-Jan-20	139.9	143.1	144.8
15-Jan-20	145.2	148.3	143.7
2-Jan-20	146.1	149.0	133.8
18-Dec-19	143.2	146.3	146.5
4-Dec-19	144.0	146.9	146.5
20-Nov-19	138.0	141.0	128.3
6-Nov-19	141.9	144.8	128.3
Oct '19	134.6	137.3	127.0
Sep '19	128.3	131.4	123.2
Aug '19	130.2	132.8	124.2
Jul '19	131.9	134.1	124.2
Jun '19	135.0	138.2	124.2
May '19	132.3	135.5	124.2
Apr '19	133.2	136.4	124.2
Mar '19	130.0	133.1	124.2
Feb '19	129.2	132.9	119.0
Jan '19	125.2	128.3	119.0
Dec '18	132.6	135.8	115.7
Nov '18	141.2	146.0	117.1
Oct '18	139.1	139.3	115.5
Sep '18	132.3	143.3	113.2
Aug '18	133.3	140.9	111.3
Jul '18	132.3	141.6	109.0
Jun '18	134.4	141.9	109.0
May '18	131.9	139.6	122.1
Apr '18	130.2	136.0	121.6
Mar '18	130.2	135.7	123.5
Feb '18	130.2	136.0	129.2
Jan '18	132.1	136.2	129.2
Dec '17	127.6	128.9	124.5
Nov '17	128.1	128.2	120.2

## Residential Heating Fuel Prices — Destruction Bay

	Furnace Oil	Arctic Stove Oil	Propane (500 gallon tank cost)
18-Nov-20	115.0	118.1	-
4-Nov-20	115.0	118.1	-
21-Oct-20	115.0	118.1	-
7-Oct-20	109.7	112.9	-
23-Sep-20	109.7	112.9	-
9-Sep-20	109.7	112.9	-
26-Aug-20	109.7	112.9	-
12-Aug-20	109.7	112.9	-
29-Jul-20	109.7	112.9	-
15-Jul-20	109.7	112.9	-
2-Jul-20	109.7	112.9	-
17-Jun-20	109.7	112.9	-
3-Jun-20	109.7	112.9	-
20-May-20	109.7	112.9	-
6-May-20	109.7	112.9	-
22-Apr-20	109.7	112.9	-
8-Apr-20	114.8	117.9	-
25-Mar-20	n/a	n/a	-
11-Mar-20	127.4	130.5	-
26-Feb-20	n/a	n/a	-
12-Feb-20	137.8	141.0	-
29-Jan-20	137.8	141.0	-
15-Jan-20	143.1	146.2	-
2-Jan-20	143.1	146.2	-
18-Dec-19	143.1	146.2	-
4-Dec-19	143.1	146.2	-
20-Nov-19	137.8	141.0	-
6-Nov-19	137.8	141.0	-
Oct '19	132.6	135.7	-
Sep '19	125.2	128.4	-
Aug '19	125.2	128.4	-
Jul '19	126.2	129.4	-
Jun '19	128.2	131.4	-
May '19	128.2	131.4	-
Apr '19	126.7	129.8	-
Mar '19	125.1	128.2	-
Feb '19	123.0	126.1	-
Jan '19	116.7	119.8	-
Dec '18	127.2	130.3	-
Nov '18	135.6	138.7	-
Oct '18	135.6	138.7	-
Sep '18	n/a	n/a	-
Aug '18	128.2	131.4	-
Jul '18	n/a	n/a	-
Jun '18	130.3	133.5	-
May '18	121.9	125.1	-
Apr '18	121.9	125.1	-
Mar '18	121.9	125.1	-
Feb '18	121.9	125.1	-
Jan '18	125.4	128.6	-
Dec '17	120.9	125.4	-
Nov '17	119.8	125.6	-

## Residential Heating Fuel Prices — Faro

	Furnace Oil	Arctic Stove Oil	Propane (500-gallon tank cost)
18-Nov-20	116.0	119.2	91.1
4-Nov-20	116.0	119.2	89.1
21-Oct-20	116.0	119.2	89.1
7-Oct-20	110.8	113.9	89.1
23-Sep-20	110.8	113.7	89.1
9-Sep-20	110.8	113.7	90.3
26-Aug-20	110.8	113.9	97.5
12-Aug-20	110.8	109.5	97.5
29-Jul-20	110.8	113.7	97.5
15-Jul-20	110.8	113.7	123.4
2-Jul-20	110.8	113.7	131.8
17-Jun-20	110.8	113.7	132.3
3-Jun-20	110.8	113.9	132.9
20-May-20	110.8	113.7	132.9
6-May-20	110.8	113.7	136.9
22-Apr-20	110.8	117.9	135.3
8-Apr-20	115.8	120.4	136.4
25-Mar-20	n/a	131.3	138.5
11-Mar-20	128.4	131.4	140.6
26-Feb-20	n/a	n/a	140.6
12-Feb-20	138.9	141.9	140.6
29-Jan-20	138.9	144.5	144.8
15-Jan-20	144.1	147.1	143.7
2-Jan-20	144.1	147.3	133.8
18-Dec-19	144.1	147.1	146.5
4-Dec-19	144.1	147.1	146.5
20-Nov-19	138.9	142.1	128.3
6-Nov-19	138.9	139.2	128.3
Oct '19	133.6	131.8	127.0
Sep '19	126.3	129.4	123.2
Aug '19	126.3	129.5	124.2
Jul '19	127.3	130.9	124.2
Jun '19	129.2	132.3	124.2
May '19	129.2	132.3	124.2
Apr '19	127.6	130.8	124.2
Mar '19	126.0	129.2	124.2
Feb '19	123.9	127.1	119.0
Jan '19	117.6	120.8	119.0
Dec '18	128.1	131.3	115.7
Nov '18	136.5	139.7	117.1
Oct '18	136.5	137.6	115.5
Sep '18	n/a	131.3	113.2
Aug '18	129.3	132.9	111.3
Jul '18	n/a	134.4	109.0
Jun '18	131.4	132.4	109.0
May '18	123.0	126.1	122.1
Apr '18	123.0	126.1	121.6
Mar '18	123.0	126.1	123.5
Feb '18	123.0	126.1	129.2
Jan '18	126.5	129.6	129.2
Dec '17	123.0	126.1	124.5
Nov '17	123.0	126.0	120.2

## Residential Heating Fuel Prices — Haines Junction

	Furnace Oil	Arctic Stove Oil	Propane (500-gallon tank cost)
18-Nov-20	113.9	114.7	91.1
4-Nov-20	113.9	114.7	89.1
21-Oct-20	113.9	108.4	89.1
7-Oct-20	108.7	111.8	89.1
23-Sep-20	108.7	105.8	89.1
9-Sep-20	108.7	105.8	90.3
26-Aug-20	108.7	105.8	97.5
12-Aug-20	108.7	105.8	97.5
29-Jul-20	108.7	105.8	97.5
15-Jul-20	108.7	105.8	123.4
2-Jul-20	108.7	105.8	131.8
17-Jun-20	108.7	111.8	132.3
3-Jun-20	108.7	100.5	132.9
20-May-20	108.7	111.8	132.9
6-May-20	108.7	111.8	136.9
22-Apr-20	108.7	111.1	135.3
8-Apr-20	121.1	124.2	136.4
25-Mar-20	n/a	110.3	138.5
11-Mar-20	133.7	136.8	140.6
26-Feb-20	n/a	n/a	140.6
12-Feb-20	144.1	136.6	140.6
29-Jan-20	136.8	139.8	144.8
15-Jan-20	142.0	145.2	143.7
2-Jan-20	142.0	147.7	133.8
18-Dec-19	142.0	142.4	146.5
4-Dec-19	142.0	142.4	146.5
20-Nov-19	136.8	137.2	128.3
6-Nov-19	136.8	139.8	128.3
Oct '19	131.5	134.7	127.0
Sep '19	124.2	127.0	123.2
Aug '19	130.3	131.1	124.2
Jul '19	127.5	129.1	124.2
Jun '19	128.1	129.7	124.2
May '19	128.1	129.7	124.2
Apr '19	124.5	127.7	124.2
Mar '19	123.0	126.1	124.2
Feb '19	120.9	124.0	119.0
Jan '19	114.6	117.7	119.0
Dec '18	125.1	128.2	115.7
Nov '18	133.5	136.6	117.1
Oct '18	133.5	135.8	115.5
Sep '18	n/a	129.2	113.2
Aug '18	126.1	129.3	111.3
Jul '18	n/a	131.3	109.0
Jun '18	128.2	129.2	109.0
May '18	119.8	124.3	122.1
Apr '18	119.8	124.0	121.6
Mar '18	119.8	124.0	123.5
Feb '18	119.8	124.6	129.2
Jan '18	123.3	126.9	129.2
Dec '17	119.8	121.4	124.5
Nov '17	119.8	120.4	120.2

## Residential Heating Fuel Prices — Marsh Lake

	Furnace Oil	Arctic Stove Oil	Propane (500 gallon tank cost)
18-Nov-20	113.1	112.7	-
4-Nov-20	113.1	112.7	-
21-Oct-20	113.1	106.4	-
7-Oct-20	107.8	111.0	-
23-Sep-20	107.8	103.8	-
9-Sep-20	107.8	103.8	-
26-Aug-20	107.8	103.8	-
12-Aug-20	107.8	103.8	-
29-Jul-20	107.8	103.8	-
15-Jul-20	107.8	103.8	-
2-Jul-20	107.8	103.8	-
17-Jun-20	107.8	111.0	-
3-Jun-20	107.8	98.5	-
20-May-20	107.8	111.0	-
6-May-20	107.8	111.0	-
22-Apr-20	107.8	107.5	-
8-Apr-20	112.9	116.0	-
25-Mar-20	n/a	107.1	-
11-Mar-20	125.5	128.6	-
26-Feb-20	n/a	n/a	-
12-Feb-20	135.9	131.0	-
29-Jan-20	135.9	137.8	-
15-Jan-20	141.2	144.3	-
2-Jan-20	141.2	145.7	-
18-Dec-19	141.2	140.4	-
4-Dec-19	141.2	140.4	-
20-Nov-19	135.9	135.2	-
6-Nov-19	135.9	137.8	-
Oct '19	130.7	133.8	-
Sep '19	123.3	125.9	-
Aug '19	128.5	129.3	-
Jul '19	127.0	128.6	-
Jun '19	128.7	130.3	-
May '19	129.0	129.8	-
Apr '19	126.9	129.3	-
Mar '19	120.3	122.9	-
Feb '19	119.3	121.9	-
Jan '19	117.7	120.5	-
Dec '18	127.1	130.3	-
Nov '18	134.5	137.6	-
Oct '18	134.0	135.5	-
Sep '18	116.6	119.7	-
Aug '18	128.7	131.9	-
Jul '18	n/a	n/a	-
Jun '18	130.8	134.0	-
May '18	122.4	125.6	-
Apr '18	122.4	125.6	-
Mar '18	122.2	125.4	-
Feb '18	122.4	125.6	-
Jan '18	125.9	129.1	-
Dec '17	122.4	125.6	-
Nov '17	122.4	125.6	-

## Residential Heating Fuel Prices — Mayo

	Furnace Oil	Arctic Stove Oil	Propane (500-gallon tank cost)
18-Nov-20	109.0	114.2	91.1
4-Nov-20	110.6	115.6	89.1
21-Oct-20	116.0	113.1	89.1
7-Oct-20	110.8	113.9	89.1
23-Sep-20	110.8	110.5	89.1
9-Sep-20	110.8	110.5	90.3
26-Aug-20	110.8	110.5	97.5
12-Aug-20	110.8	110.5	97.5
29-Jul-20	110.4	111.0	97.5
15-Jul-20	110.8	110.5	123.4
2-Jul-20	111.0	111.4	131.8
17-Jun-20	111.0	113.5	132.3
3-Jun-20	111.0	107.9	132.9
20-May-20	110.8	113.9	132.9
6-May-20	110.0	115.2	136.9
22-Apr-20	110.8	115.8	135.3
8-Apr-20	115.8	118.9	136.4
25-Mar-20	124.3	121.9	138.5
11-Mar-20	128.8	131.4	140.6
26-Feb-20	n/a	n/a	140.6
12-Feb-20	141.2	140.3	140.6
29-Jan-20	138.9	144.5	144.8
15-Jan-20	144.1	147.3	143.7
2-Jan-20	147.1	152.5	133.8
18-Dec-19	144.2	147.1	146.5
4-Dec-19	145.1	147.7	146.5
20-Nov-19	139.2	142.0	128.3
6-Nov-19	143.0	146.3	128.3
Oct '19	136.7	139.8	127.0
Sep '19	127.5	131.3	123.2
Aug '19	134.8	136.2	124.2
Jul '19	133.8	135.3	124.2
Jun '19	137.4	139.2	124.2
May '19	135.4	137.0	124.2
Apr '19	136.9	139.6	124.2
Mar '19	133.9	137.1	124.2
Feb '19	133.6	136.7	119.0
Jan '19	129.1	132.3	119.0
Dec '18	136.2	139.3	115.7
Nov '18	145.2	148.0	117.1
Oct '18	142.2	145.5	115.5
Sep '18	135.5	141.3	113.2
Aug '18	137.3	143.6	110.9
Jul '18	135.5	143.2	109.0
Jun '18	138.4	143.1	109.0
May '18	134.8	138.0	122.1
Apr '18	134.2	137.3	121.6
Mar '18	134.2	137.3	123.5
Feb '18	134.2	137.3	129.2
Jan '18	136.1	138.8	129.2
Dec '17	131.6	131.6	124.5
Nov '17	131.6	131.5	120.2

## Residential Heating Fuel Prices — Pelly Crossing

	Furnace Oil	Arctic Stove Oil	Propane (500 gallon tank cost)
18-Nov-20	115.2	116.4	-
4-Nov-20	115.2	116.4	-
21-Oct-20	115.2	110.6	-
7-Oct-20	109.9	113.1	-
23-Sep-20	109.9	108.0	-
9-Sep-20	109.9	108.0	-
26-Aug-20	109.9	108.0	-
12-Aug-20	109.9	108.0	-
29-Jul-20	109.9	108.0	-
15-Jul-20	109.9	108.0	-
2-Jul-20	109.9	108.0	-
17-Jun-20	109.9	113.1	-
3-Jun-20	109.9	102.7	-
20-May-20	109.9	113.1	-
6-May-20	109.9	113.1	-
22-Apr-20	109.9	113.3	-
8-Apr-20	115.0	118.1	-
25-Mar-20	n/a	113.4	-
11-Mar-20	127.6	130.7	-
26-Feb-20	n/a	n/a	-
12-Feb-20	138.0	135.2	-
29-Jan-20	138.0	142.0	-
15-Jan-20	143.3	146.4	-
2-Jan-20	143.3	149.9	-
18-Dec-19	143.3	144.6	-
4-Dec-19	143.3	144.6	-
20-Nov-19	138.0	139.9	-
6-Nov-19	138.0	142.0	-
Oct '19	132.8	135.9	-
Sep '19	125.4	131.5	-
Aug '19	134.6	135.6	-
Jul '19	128.7	134.2	-
Jun '19	130.5	135.5	-
May '19	130.5	138.9	-
Apr '19	129.3	138.0	-
Mar '19	127.7	137.4	-
Feb '19	125.6	134.8	-
Jan '19	119.3	126.4	-
Dec '18	129.8	132.9	-
Nov '18	138.2	142.5	-
Oct '18	138.2	143.6	-
Sep '18	n/a	n/a	-
Aug '18	130.8	134.0	-
Jul '18	n/a	n/a	-
Jun '18	132.9	136.1	-
May '18	124.5	127.7	-
Apr '18	124.5	127.7	-
Mar '18	124.5	127.7	-
Feb '18	124.5	127.7	-
Jan '18	128.0	130.7	-
Dec '17	124.5	124.5	-
Nov '17	124.5	124.4	-

## Residential Heating Fuel Prices — Ross River

	Furnace Oil	Arctic Stove Oil	Propane (500-gallon tank cost)
18-Nov-20	116.6	119.7	91.1
4-Nov-20	113.9	119.7	89.1
21-Oct-20	116.6	119.7	89.1
7-Oct-20	113.9	114.5	89.1
23-Sep-20	113.4	114.5	89.1
9-Sep-20	113.4	114.5	90.3
26-Aug-20	113.4	114.5	97.5
12-Aug-20	111.3	114.5	97.5
29-Jul-20	118.7	114.5	97.5
15-Jul-20	118.7	n/a	123.8
2-Jul-20	111.3	n/a	131.8
17-Jun-20	111.3	n/a	132.3
3-Jun-20	115.5	n/a	132.9
20-May-20	118.7	n/a	132.9
6-May-20	111.3	n/a	136.9
22-Apr-20	118.7	n/a	135.3
8-Apr-20	121.1	n/a	136.4
25-Mar-20	143.7	n/a	138.5
11-Mar-20	138.4	132.0	140.6
26-Feb-20	151.6	n/a	140.6
12-Feb-20	145.5	142.5	140.6
29-Jan-20	146.6	142.5	144.8
15-Jan-20	149.2	147.8	143.7
2-Jan-20	144.6	147.8	133.8
18-Dec-19	149.2	147.8	146.5
4-Dec-19	149.2	147.8	146.5
20-Nov-19	139.4	142.5	128.3
6-Nov-19	146.6	142.5	128.3
Oct '19	150.4	137.3	127.0
Sep '19	141.3	129.9	123.2
Aug '19	148.6	129.9	124.2
Jul '19	142.7	131.3	124.2
Jun '19	141.5	134.0	124.2
May '19	146.1	n/a	124.2
Apr '19	139.4	132.4	124.2
Mar '19	135.3	130.5	124.2
Feb '19	133.3	128.1	119.0
Jan '19	122.5	121.8	119.0
Dec '18	142.5	132.3	115.7
Nov '18	148.4	140.7	117.1
Oct '18	144.6	140.7	115.5
Sep '18	151.7	n/a	113.2
Aug '18	140.6	133.4	111.3
Jul '18	149.8	n/a	109.0
Jun '18	141.2	135.5	109.0
May '18	130.1	127.1	122.1
Apr '18	129.1	127.1	121.6
Mar '18	123.9	127.1	123.5
Feb '18	123.9	127.1	129.2
Jan '18	127.4	130.6	129.2
Dec '17	123.9	127.1	124.5
Nov '17	123.9	127.1	120.2

## Residential Heating Fuel Prices — Stewart Crossing

	Furnace Oil	Arctic Stove Oil	Propane (500-gallon tank cost)
18-Nov-20	115.5	118.7	-
4-Nov-20	115.5	118.7	-
21-Oct-20	115.5	118.7	-
7-Oct-20	110.3	113.4	-
23-Sep-20	110.3	113.4	-
9-Sep-20	110.3	113.4	-
26-Aug-20	110.3	113.4	-
12-Aug-20	110.3	113.4	-
29-Jul-20	110.3	113.4	-
15-Jul-20	110.3	113.4	-
2-Jul-20	110.3	113.4	-
17-Jun-20	110.3	113.4	-
3-Jun-20	110.3	113.4	-
20-May-20	110.3	113.4	-
6-May-20	110.3	113.4	-
22-Apr-20	110.3	113.4	-
8-Apr-20	115.3	118.4	-
25-Mar-20	n/a	n/a	-
11-Mar-20	127.9	131.0	-
26-Feb-20	n/a	n/a	-
12-Feb-20	138.3	141.5	-
29-Jan-20	138.3	141.5	-
15-Jan-20	143.6	146.7	-
2-Jan-20	143.6	146.7	-
18-Dec-19	143.6	146.7	-
4-Dec-19	143.6	146.7	-
20-Nov-19	138.3	141.5	-
6-Nov-19	138.3	141.5	-
Oct '19	131.1	136.2	-
Sep '19	125.7	128.9	-
Aug '19	125.7	128.9	-
Jul '19	127.2	130.4	-
Jun '19	130.3	133.5	-
May '19	130.3	133.5	-
Apr '19	128.8	131.9	-
Mar '19	127.2	130.3	-
Feb '19	125.1	128.2	-
Jan '19	118.8	121.9	-
Dec '18	129.3	132.4	-
Nov '18	137.7	140.9	-
Oct '18	137.7	140.9	-
Sep '18	n/a	n/a	-
Aug '18	128.0	131.4	-
Jul '18	n/a	n/a	-
Jun '18	132.9	136.1	-
May '18	124.5	127.7	-
Apr '18	124.5	127.7	-
Mar '18	124.3	125.9	-
Feb '18	124.5	127.7	-
Jan '18	128.0	131.2	-
Dec '17	124.5	127.7	-
Nov '17	124.5	127.7	-

## Residential Heating Fuel Prices — Tagish & Teslin

	Tagish		
	Furnace Oil	Arctic Stove Oil	Propane (500-gallon tank cost)
18-Nov-20	113.1	112.7	-
4-Nov-20	113.1	112.7	-
21-Oct-20	113.1	106.4	-
7-Oct-20	107.8	111.0	-
23-Sep-20	107.8	103.8	-
9-Sep-20	107.8	103.8	-
26-Aug-20	107.8	103.8	-
12-Aug-20	107.8	103.8	-
29-Jul-20	107.8	103.8	-
15-Jul-20	107.8	103.8	-
2-Jul-20	107.8	103.8	-
17-Jun-20	107.8	111.0	-
3-Jun-20	107.8	98.5	-
20-May-20	107.8	111.0	-
6-May-20	107.8	111.0	-
22-Apr-20	107.8	109.3	-
8-Apr-20	112.9	116.0	-
25-Mar-20	n/a	107.1	-
11-Mar-20	125.5	128.6	-
26-Feb-20	n/a	n/a	-
12-Feb-20	135.9	131.0	-
29-Jan-20	135.9	137.8	-
15-Jan-20	141.2	144.3	-
2-Jan-20	141.2	145.7	-
18-Dec-19	141.2	140.4	-
4-Dec-19	141.2	140.4	-
20-Nov-19	135.9	135.2	-
6-Nov-19	135.9	137.8	-
Oct '19	130.7	133.8	-
Sep '19	123.3	125.9	-
Aug '19	128.5	129.3	-
Jul '19	127.0	128.6	-
Jun '19	128.7	130.3	-
May '19	129.0	129.8	-
Apr '19	126.9	129.3	-
Mar '19	120.3	122.9	-
Feb '19	119.3	121.9	-
Jan '19	117.7	120.5	-
Dec '18	127.1	130.3	-
Nov '18	134.5	135.9	-
Oct '18	134.0	133.4	-
Sep '18	116.6	131.3	-
Aug '18	128.9	132.5	-
Jul '18	n/a	134.1	-
Jun '18	130.3	135.2	-
May '18	121.9	130.1	-
Apr '18	121.9	126.1	-
Mar '18	121.9	125.3	-
Feb '18	121.9	125.1	-
Jan '18	125.4	128.5	-
Dec '17	121.9	123.2	-
Nov '17	121.9	123.1	-

	Teslin		
	Furnace Oil	Arctic Stove Oil	Propane (500-gallon tank cost)
18-Nov-20	113.9	114.7	91.1
4-Nov-20	113.9	114.7	89.1
21-Oct-20	113.9	108.4	89.1
7-Oct-20	108.7	111.8	89.1
23-Sep-20	108.7	105.8	89.1
9-Sep-20	108.7	105.8	90.3
26-Aug-20	108.7	105.8	97.5
12-Aug-20	108.7	105.8	97.5
29-Jul-20	108.7	105.8	97.5
15-Jul-20	108.7	105.8	123.4
2-Jul-20	108.7	105.8	131.8
17-Jun-20	108.7	111.8	132.3
3-Jun-20	108.7	100.5	132.9
20-May-20	108.7	111.8	132.9
6-May-20	108.7	111.8	136.9
22-Apr-20	108.7	111.3	135.3
8-Apr-20	113.7	116.8	136.4
25-Mar-20	n/a	110.3	138.5
11-Mar-20	126.3	129.4	140.6
26-Feb-20	n/a	n/a	140.6
12-Feb-20	136.8	133.0	140.6
29-Jan-20	136.8	139.8	144.8
15-Jan-20	142.0	145.2	143.7
2-Jan-20	142.0	147.7	133.8
18-Dec-19	142.0	142.4	146.5
4-Dec-19	142.0	142.4	146.5
20-Nov-19	136.8	137.2	128.3
6-Nov-19	136.8	139.8	128.3
Oct '19	131.5	134.7	127.0
Sep '19	124.2	128.3	123.2
Aug '19	130.3	131.1	124.2
Jul '19	128.0	129.6	124.2
Jun '19	129.6	131.1	124.2
May '19	129.9	130.7	124.2
Apr '19	127.7	130.0	124.2
Mar '19	121.7	119.7	124.2
Feb '19	120.7	119.7	119.0
Jan '19	119.1	123.2	119.0
Dec '18	128.9	131.8	115.7
Nov '18	135.9	138.6	117.1
Oct '18	135.4	134.4	115.5
Sep '18	118.7	121.8	113.2
Aug '18	128.9	132.1	111.3
Jul '18	n/a	n/a	109.0
Jun '18	131.0	134.2	109.0
May '18	122.6	125.8	122.1
Apr '18	122.6	125.8	121.6
Mar '18	122.6	125.8	123.5
Feb '18	122.6	125.8	129.2
Jan '18	126.1	128.8	129.2
Dec '17	122.6	121.8	124.5
Nov '17	122.6	121.5	120.2

## Residential Heating Fuel Prices — Watson Lake

	Furnace Oil	Arctic Stove Oil	Propane (500-gallon tank cost)
18-Nov-20	117.1	120.5	91.1
4-Nov-20	117.1	120.5	89.1
21-Oct-20	117.1	113.7	89.1
7-Oct-20	111.8	115.0	89.1
23-Sep-20	111.8	111.0	89.1
9-Sep-20	111.8	111.0	90.3
26-Aug-20	111.8	111.0	97.5
12-Aug-20	111.8	111.0	97.5
29-Jul-20	111.8	111.0	97.5
15-Jul-20	111.8	111.0	123.4
2-Jul-20	111.8	111.0	131.8
17-Jun-20	111.8	115.0	132.3
3-Jun-20	111.8	105.8	132.9
20-May-20	111.8	115.0	132.9
6-May-20	111.8	115.0	136.9
22-Apr-20	111.8	116.3	135.3
8-Apr-20	116.9	120.0	136.4
25-Mar-20	n/a	117.6	138.5
11-Mar-20	129.5	132.6	140.6
26-Feb-20	n/a	n/a	140.6
12-Feb-20	139.9	138.2	140.6
29-Jan-20	139.9	145.0	144.8
15-Jan-20	145.2	148.3	143.7
2-Jan-20	145.2	152.9	133.8
18-Dec-19	145.2	147.7	146.5
4-Dec-19	145.2	147.7	146.5
20-Nov-19	139.9	142.4	128.3
6-Nov-19	139.9	145.0	128.3

	Furnace Oil	Arctic Stove Oil	Propane (500-gallon tank cost)
Oct '19	134.7	137.8	127.0
Sep '19	127.3	130.5	123.2
Aug '19	127.3	130.5	124.2
Jul '19	127.6	130.8	124.2
Jun '19	128.1	131.3	124.2
May '19	128.1	131.3	124.2
Apr '19	126.6	129.7	124.2
Mar '19	125.0	128.1	124.2
Feb '19	122.9	126.0	119.0
Jan '19	116.6	119.7	119.0
Dec '18	127.1	130.2	115.7
Nov '18	135.5	138.6	117.1
Oct '18	135.5	138.6	115.5
Sep '18	n/a	n/a	113.2
Aug '18	128.1	131.3	111.3
Jul '18	n/a	n/a	109.0
Jun '18	130.2	133.4	109.0
May '18	121.8	125.0	122.1
Apr '18	121.8	125.0	121.6
Mar '18	121.8	125.0	123.5
Feb '18	121.8	125.0	129.2
Jan '18	125.3	128.9	129.2
Dec '17	121.8	126.1	124.5
Nov '17	121.8	126.1	120.2

Next release: December 31, 2020