

# YUKON TOURISM VISITATION REPORT

JULY 2014

July

90,200

An estimated 90,200 people visited Yukon in July 2014. This represents a decrease of 5,200 people or -5% compared to July, 2013.

Year to Date

254,900

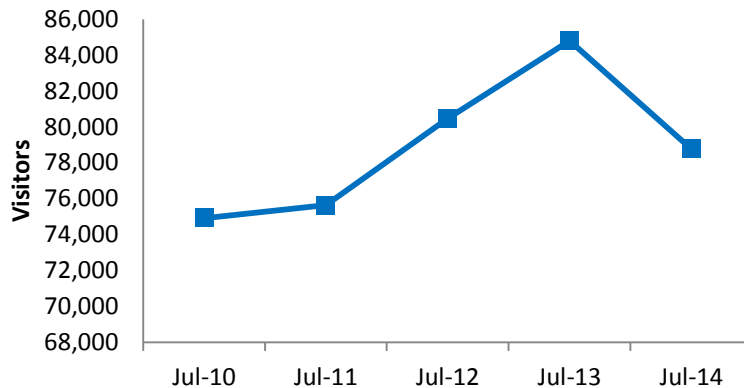
An estimated 254,900 people visited Yukon from January to July, 2014. This represents a decrease of 13,500 people or -5% compared to the same period last year.

The Yukon Visitor Tracking Program (YVTP) is a volumetric model that estimates the number of people that visit Yukon on a monthly basis. The model includes visitors entering Yukon via highway, train, and air; the model does not include Yukon residents.



## YUKON MONTHLY TOURISM INDICATORS SUMMARY:

Canada Border Crossing  
Five Year Trend



### July Border Crossings

A total of 78,781 people entered Yukon through Canada Border Services Agency's border crossings in July. This represents a decrease of 6,013 people or -7% compared to July, 2013.

Source: Canadian Border Services Agency

Total People				
July	2013	2014	+/- change	% change
Private Vehicle	46,014	41,266	-4748	-10%
Motorcoach	37,581	33,861	-3720	-10%
Air	1,199	3,654	2455	205%
<b>TOTALS</b>	<b>84,794</b>	<b>78,781</b>	<b>-6013</b>	<b>-7%</b>
US	57,924	53,425	-4499	-8%
Canada	17,596	15,001	-2595	-15%
Others	9,274	10,355	1081	12%

### Total—July

A total of 78,781 people entered Yukon through Canada Border Services Agency's border crossings in July. This represents a decrease of 6,013 people or -7% compared to July, 2013. An increase was experienced in air (up 2,455 or +205%). Decreases were experienced in private vehicle (down 4,748 people or -10%), in motorcoach (down 3,720 people or -10%). By origin, an increase was experienced by Others (up 1,081 people or +12%). Decreases were experienced for US (down 4,499 people or -8%) and Canada (down 2,595 people or -15%).

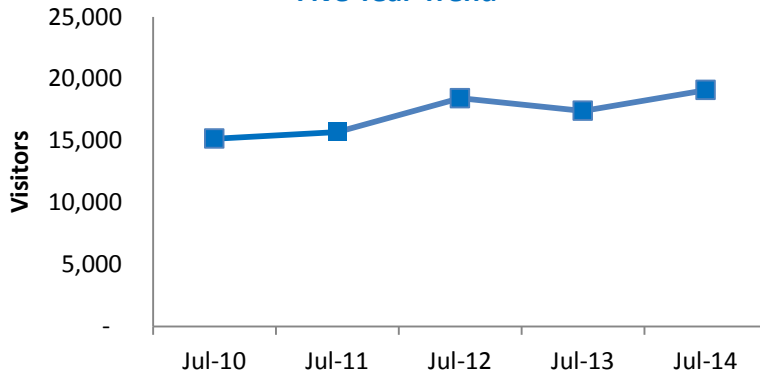
Year to Date				
Jan-July	2013	2014	+/- change	% change
Private Vehicle	118,952	109,571	-9381	-8%
Motorcoach	91,321	80,630	-10691	-12%
Air	2,573	9,133	6560	255%
<b>TOTALS</b>	<b>212,846</b>	<b>199,334</b>	<b>-13512</b>	<b>-6%</b>
US	141,379	129,712	-11667	-8%
Canada	48,027	45,334	-2693	-6%
Others	23,440	24,288	848	4%

### Year to Date

Year to date (January to July), a total of 199,334 people entered Yukon through Canada Border Services Agency's border crossings. This represents a decrease of 13,512 people or -6% compared to January to July, 2013.

## YUKON MONTHLY TOURISM INDICATORS SUMMARY:

**Erik Nielsen Whitehorse International Airport  
Five Year Trend**



### Erik Nielsen Whitehorse International Airport Arrivals

A total of 19,087 passengers deplaned at the Erik Nielsen Whitehorse International Airport in July. This represents an increase of 1,672 passengers or +10% compared to July 2013.

Source: Department of Highways and Public Works

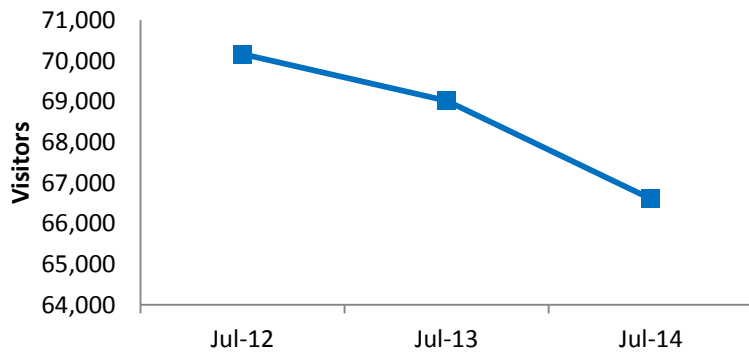
Erik Nielsen Whitehorse International Arrivals				
July	2013	2014	+/- change	% change
Arrivals	17,415	19,087	1,672	10%
Year to Date	2013	2014	+/- change	% change
Arrivals	84,174	86,531	2,357	3%

### Erik Nielsen Whitehorse International Airport Arrivals

Year to date (January to July), a total of 86,531 passengers deplaned at the Erik Nielsen Whitehorse International Airport. This represents an increase of 2,357 people or +3% compared to January to July, 2013.

## YUKON MONTHLY TOURISM INDICATORS SUMMARY:

**Yukon Visitor Information Centres  
Three Year Trend**



### Yukon Visitor Information Centre Statistics

A total of 66,607 people visited Yukon's seven Visitor Information Centres in July. This represents a decrease of 2,414 people or -3% compared to July, 2013.

Yukon Visitor Information Centres				
July	2013	2014	+/- change	% change
Whitehorse	18,312	19,283	971	5%
Beaver Creek	4,378	3,889	-489	-11%
Carcross	20,807	19,657	-1150	-6%
Dawson City	9,742	8,888	-854	-9%
Haines Junction	8,026	6,958	-1068	-13%
Watson Lake	6,460	6,178	-282	-4%
Airport	1,296	1,754	458	35%
<b>TOTAL</b>	<b>69,021</b>	<b>66,607</b>	<b>-2414</b>	<b>-3%</b>

### Yukon Visitor Information Centre Statistics

An increase was experienced in Whitehorse (up 971 people or +5%) and the airport (up 458 people or +35%). Decreases were experienced by Beaver Creek (down 489 people or -11%), Carcross (down 1,150 people or -6%), Dawson City (down 854 people or -9%), Haines Junction (down 1,068 people or -13%) and Watson Lake (down 282 people or -4%) compared to July, 2013.

Source: Department of Tourism and Culture

Yukon Visitor Information Centres				
Year to Date	2013	2014	+/- change	% change
Whitehorse	48,033	47,598	-435	-1%
Beaver Creek	9,716	7,238	-2478	-26%
Carcross	43,348	45,569	2221	5%
Dawson City	21,207	17,087	-4120	-19%
Haines Junction	15,464	13,035	-2429	-16%
Watson Lake	14,296	14,243	-53	0%
Airport	2,919	3,832	913	31%
<b>TOTAL</b>	<b>154,983</b>	<b>148,602</b>	<b>-6381</b>	<b>-4%</b>

### Yukon Visitor Information Centre Statistics

Year to date an increase was experienced in Carcross (up 2,221 people or +5%) and the Airport (up 913 people or +31%) compared to January to July, 2013. Year to date decreases were experienced in Whitehorse (down 435 or -1%), Beaver Creek (down 2,478 people or -26%), Dawson City (down 4,120 people or -19%), Haines Junction (down 2,429 people or -16%) and Watson Lake (down 53 people or 0%) compared to January to July, 2013.

## Border Crossing Details

Private Vehicle				
July	2013	2014	+/- change	% change
US	28,828	26,437	-2391	-8%
Canada	13,951	11,219	-2732	-20%
Others	3,235	3,610	375	12%
<b>TOTAL</b>	<b>46,014</b>	<b>41,266</b>	<b>-4748</b>	<b>-10%</b>

### Private Vehicle

Decreases were experienced in private vehicle (down 4,748 people or -10%) compared to July 2013. By origin, an increase was experienced by Others (up 375 people or +12%). Decreases were experienced by US (down 2,391 people or -8%) and Canada (down 2,732 people or -20%).  
*Private Vehicle: automobile, cycle, and pedestrian.*

Motorcoach				
July	2013	2014	+/- change	% change
US	29,057	24,924	-4133	-14%
Canada	3,496	3,275	-221	-6%
Others	5,028	5,662	634	13%
<b>TOTAL</b>	<b>37,581</b>	<b>33,861</b>	<b>-3720</b>	<b>-10%</b>

### Motorcoach

Decreases were experienced in motorcoach (down 3,720 people or -10%) compared to July 2013. By origin, an increase was experienced by Others (up 634 people or +13%). Decreases were experienced by US (down 4,133 people or -14%), Canada (down 221 people or -6%).

International Air				
July	2013	2014	+/- change	% change
US	39	2,064	2025	5192%
Canada	149	507	358	240%
Others	1,011	1,083	72	7%
<b>TOTAL</b>	<b>1,199</b>	<b>3,654</b>	<b>2,455</b>	<b>205%</b>

### International Air

Increases were experienced in air (up 2,455 people or +205%) compared to July 2013. By origin, increases were experienced by US (up 2,025 people or +5192%), Canada (up 358 people or +240%) and Others (up 72 people or +7%).

Sameday Visit				
July	2013	2014	+/- change	% change
Private Vehicle	13,572	10,550	-3022	-22%
Motorcoach	30,237	28,776	-1461	-5%
Air	-	8	8	
<b>TOTALS</b>	<b>43,809</b>	<b>39,334</b>	<b>-4475</b>	<b>-10%</b>
US	39,074	34,021	-5053	-13%
Others	4,735	5,313	578	12%

### Sameday Visit

A total of 39,334 sameday visitors entered Yukon through Canada Border Services Agency's border crossings in July. An increase was experienced by air (up 8 people). Decreases were experienced in private vehicle (down 3,022 people or -22%) and motorcoach (down 1,461 people or -5%). By origin, an increase was experienced by Others (up 578 people or +12%). Decreases were experienced by US (down 5,053 people or -13%).

Multiple Night Visit				
July	2013	2014	+/- change	% change
Private Vehicle	18,491	19,497	1006	5%
Motorcoach	3,848	1,809	-2039	-53%
Air	1,050	3,139	2089	199%
<b>TOTALS</b>	<b>23,389</b>	<b>24,445</b>	<b>1056</b>	<b>5%</b>
US	18,850	19,403	553	3%
Others	4,539	5,042	503	11%

### Multiple Night Visit

A total of 24,445 multiple night visitors entered Yukon through Canada Border Services Agency's border crossings in July. An increase was experienced in private vehicle (up 1,006 people or +5%) and air (up 2,089 people or +199%). Decreases were experienced in motorcoach (down 2,039 people or -53%). By origin, increases were experienced by US (up 553 people or +3%) and Others (up 503 people or +11%).

Note: Canada figures include Yukon residents

## Border Crossing Details

Port of Entry - July				
July	2013	2014	+/- change	% change
Beaver Creek	13,981	14,946	965	7%
Fraser	58,355	50,429	-7926	-14%
Little Gold	5,888	4,158	-1730	-29%
Pleasant	5,371	5,593	222	4%
Dawson City (Air)	71	2,520	2449	3449%
Whitehorse (Air)	1,128	1,134	6	1%
<b>TOTAL</b>	<b>84,794</b>	<b>78,780</b>	<b>-6014</b>	<b>-7%</b>

### Port of Entry—July

Increases were experienced at Beaver Creek (up 965 people or +7%), Pleasant (up 222 people or +4%), Dawson City airport (up 2,449 people or 3,449%), and Whitehorse airport (up 6 people or +1%). Decreases were experienced at Fraser (down 7,926 people or -14%), and Little Gold (down 1,729 people or -29%).

Port of Entry - Year to Date				
YTD	2013	2014	+/- change	% change
Beaver Creek	36,963	35,433	-1530	-4%
Fraser	146,370	129,926	-16444	-11%
Little Gold	10,688	7,480	-3208	-30%
Pleasant	16,075	17,214	1139	7%
Dawson City (Air)	328	6,164	5836	1779%
Whitehorse (Air)	2,422	3,116	694	29%
<b>TOTAL</b>	<b>212,846</b>	<b>199,333</b>	<b>-13513</b>	<b>-6%</b>

### Port of Entry—Year to Date

Year to date (January to July) increases were experienced at Pleasant (up 1,139 people or +7%), Dawson City airport (up 5,836 people or 1779%) and Whitehorse airport (up 694 people or +29%). Decreases were experienced at Beaver Creek (down 1,530 people or -4%), Fraser (down 16,444 people or -11%), and Little Gold (down 3,207 or -30%).

Note: Canada figures include Yukon residents