

YUKON TOURISM VISITATION REPORT

MAY 2014

May

47,400

An estimated 47,400 people visited Yukon in May 2014. This represents a decrease of 1,900 people or -4% compared to May, 2013.

Year to Date

87,500

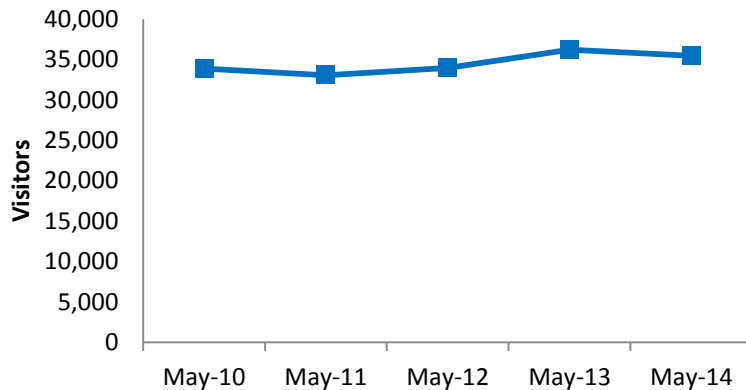
An estimated 87,500 people visited Yukon from January to May 2014. This represents a decrease of 3,800 people or -4% compared to the same period last year.

The Yukon Visitor Tracking Program (YVTP) is a volumetric model that estimates the number of people that visit Yukon on a monthly basis. The model includes visitors entering Yukon via highway, train, and air; the model does not include Yukon residents.



YUKON MONTHLY TOURISM INDICATORS SUMMARY:

Canada Border Crossing
Five Year Trend



May Border Crossings

A total of 35,486 people entered Yukon through Canada Border Services Agency's border crossings in May. This represents a decrease of 745 people or -2% compared to May, 2013.

Source: Canadian Border Services Agency

Total People				
May	2013	2014	+/- change	% change
Private Vehicle	17,785	17,619	-166	-1%
Motorcoach	18,434	16,560	-1874	-10%
Air	12	1,307	1295	10792%
TOTALS	36,231	35,486	-745	-2%
US	22,767	21,828	-939	-4%
Canada	8,454	8,767	313	4%
Others	5,010	4,891	-119	-2%

Total—May

A total of 35,486 people entered Yukon through Canada Border Services Agency's border crossings in May. This represents a decrease of 745 people or -2% compared to May, 2013. An increase was experienced in air (up 1,295 or +10792%). Decreases were experienced in private vehicle (down 166 people or -1%) and in motorcoach (down 1,874 people or -10%). By origin, increases were experienced for Canada (up 313 people or +4%). Decreases were experienced for US (down 939 people or -4%) and Others (down 119 people or -2%).

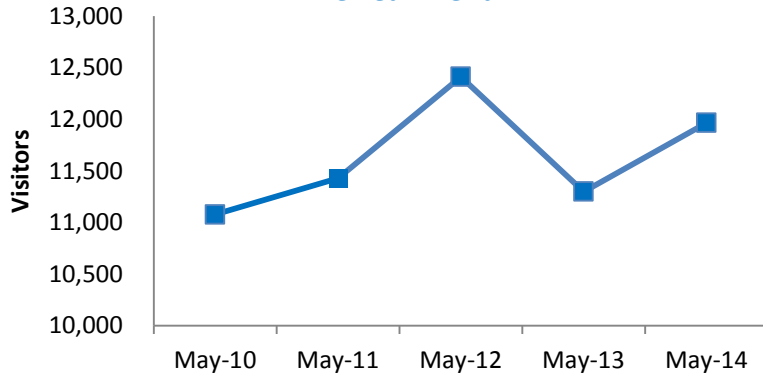
Year to Date				
May	2013	2014	+/- change	% change
Private Vehicle	36,230	35,736	-494	-1%
Motorcoach	18,552	16,631	-1921	-10%
Air	137	1,936	1799	1313%
TOTALS	54,919	54,303	-616	-1%
US	33,361	31,390	-1971	-3%
Canada	16,208	17,657	1449	9%
Others	5,350	5,256	-94	25%

Year to Date

Year to date (January to May), a total of 54,303 people entered Yukon through Canada Border Services Agency's border crossings. This represents a decrease of 616 people or -1% compared to January to May, 2013.

YUKON MONTHLY TOURISM INDICATORS SUMMARY:

**Eric Nielsen Whitehorse International Airport
Five Year Trend**



Erik Nielsen Whitehorse International Airport

A total of 11,965 passengers deplaned at the Erik Nielsen Whitehorse International Airport in May. This represents an increase of 666 passengers or +6% compared to May 2013.

Source: Department of Highways and Public Works

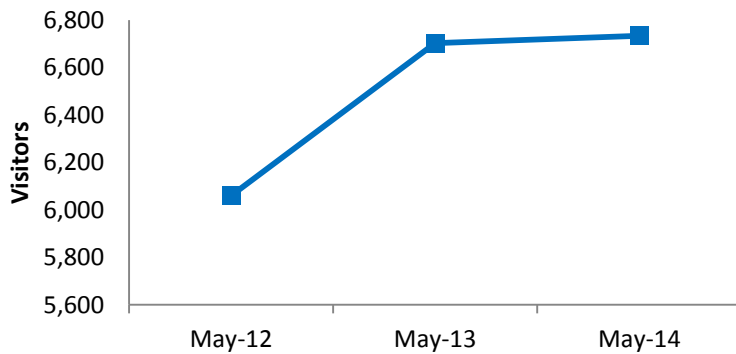
Erik Nielsen Whitehorse International Arrivals				
May	2013	2014	+/- change	% change
Arrivals	11,299	11,965	666	6%
Year to Date	2013	2014	+/- change	% change
Arrivals	51,709	52,953	1,244	2%

Erik Nielsen Whitehorse International Airport Arrivals

Year to date (January to May), a total of 52,953 passengers deplaned at the Erik Nielsen Whitehorse International Airport. This represents an increase of 1,244 people or +2% compared to January to May, 2013.

YUKON MONTHLY TOURISM INDICATORS SUMMARY:

**Whitehorse Visitor Information Centre
Three Year Trend**



Yukon Visitor Information Centre Statistics

A total of 22,926 people visited Yukon's seven Visitor Information Centres in May. This represents an increase of 750 people or +3% compared to May, 2013.

Source: Department of Tourism and Culture

Yukon Visitor Information Centres				
May	2013	2014	+/- change	% change
Whitehorse	6,703	6,734	31	0%
Beaver Creek	1,359	968	-391	-29%
Carcross	8,164	9,150	986	12%
Dawson City	2,169	2,101	-68	-3%
Haines Junction	1,401	1,395	-6	0%
Watson Lake	1,939	1,919	-20	-1%
Airport	441	659	218	49%
TOTAL	22,176	22,926	750	3%

Yukon Visitor Information Centre Statistics

An increase was experienced in Whitehorse (up 31 people), Carcross (up 986 people or 12%), and the Airport (up 218 people or +49%) compared to May, 2013. Decreases were experienced in Beaver Creek (down 391 people or -29%), Dawson City (down 68 people or -3%), Haines Junction (down 6 people) and Watson Lake (down 20 people or -1%) compared to May, 2013.

Source: Department of Tourism and Culture

Yukon Visitor Information Centres				
Year to Date	2013	2014	+/- change	% change
Whitehorse	12,635	10,732	-1903	-15%
Beaver Creek	1,359	968	-391	-29%
Carcross	8,164	9,150	986	12%
Dawson City	2,169	2,101	-68	-3%
Haines Junction	1,401	1,395	-6	0%
Watson Lake	1,939	1,919	-20	-1%
Airport	441	659	218	49%
TOTAL	28,108	26,924	-1184	-4%

Yukon Visitor Information Centre Statistics

Year to date an increase was experienced in Carcross (up 986 or +12%) and the Airport (up 218 people or +49%) compared to January to May, 2013. Year to date decreases were experienced in Whitehorse (down 1,903 or -15%), Beaver Creek (down 391 people or -29%), Dawson City (down 68 people or -3%), Haines Junction (down 6 people) and Watson Lake (down 20 people or -1%) compared to January to May, 2013.

Border Crossing Details

Private Vehicle				
May	2013	2014	+/- change	% change
US	10,536	10,076	-460	-4%
Canada	6,488	6,843	355	5%
Others	761	700	-61	-8%
TOTAL	17,785	17,619	-166	-1%

Private Vehicle

Decreases were experienced in private vehicle (down 460 people or -4%) compared to May 2013. By origin, an increase was experienced by Canada (up 355 people or +5%). Decreases were experienced by US (down 460 people or -4%) and Others (down 61 people or -8%).

Private Vehicle: automobile, cycle, and pedestrian.

Motorcoach				
May	2013	2014	+/- change	% change
US	12,224	10,770	-1454	-12%
Canada	1,964	1,723	-241	-12%
Others	4,246	4,067	-179	-4%
TOTAL	18,434	16,560	-1874	-10%

Motorcoach

Decreases were experienced in motorcoach (down 1,874 people or -10%) compared to May 2013. By origin, decreases were experienced by US (down 1,454 people or -12%), Canada (down 241 people or -12%), and Others (down 179 people or -4%).

International Air				
May	2013	2014	+/- change	% change
US	7	982	975	13929%
Canada	2	201	199	9950%
Others	3	124	121	4033%
TOTAL	12	1,307	1,295	10792%

International Air

Increases were experienced in air (up 1,295 people or +10792%) compared to May 2013. By origin, increases were experienced by US (up 975 people or +13929%), Canada (up 199 people or +9950%), and Others (up 121 people or +4033%).

Sameday Visit				
May	2013	2014	+/- change	% change
Private Vehicle	5,397	5,285	-112	-2%
Motorcoach	15,637	14,753	-884	-6%
Air	-	184	184	0%
TOTALS	21,034	20,222	-812	-4%
US	16,819	15,996	-823	-5%
Others	4,215	4,226	11	0%

Sameday Visit

A total of 20,222 sameday visitors entered Yukon through Canada Border Services Agency's border crossings in May. Increases were experienced in air (up 184 people). Decreases were experienced in private vehicle (down 112 people or -2%) and motorcoach (down 884 people or -6%). By origin, increases were experienced by Others (up 11 people). Decreases were experienced by US (down 823 people or -5%).

Multiple Night Visit				
May	2013	2014	+/- change	% change
Private Vehicle	5,900	5,491	-409	-7%
Motorcoach	833	84	-749	-90%
Air	10	922	912	9120%
TOTALS	6,743	6,497	-246	-4%
US	5,948	5,832	-116	-2%
Others	795	665	-130	-16%

Multiple Night Visit

A total of 6,497 multiple night visitors entered Yukon through Canada Border Services Agency's border crossings in May. An increase was experienced in air (up 912 people or +9120%). Decreases were experienced in private vehicle (down 409 people or -7%) and motorcoach (down 749 people or -90%). By origin, decreases were experienced by US (down 116 people or -2%) and Others (down 130 people or -16%).

Note: Canada figures include Yukon residents

Border Crossing Details

Port of Entry - May				
May	2013	2014	+/- change	% change
Beaver Creek	5,667	4,685	-982	-17%
Fraser	27,826	26,137	-1689	-6%
Little Gold	217	425	208	96%
Pleasant	2,509	2,932	423	17%
Dawson City (Air)	2	1,100	1,098	54900%
Whitehorse (Air)	10	207	197	1970%
TOTAL	36,231	35,486	-745	-2%

Port of Entry - Year to Date				
YTD	2013	2014	+/- change	% change
Beaver Creek	12,517	10,757	-1760	-14%
Fraser	35,795	34,532	-1263	-4%
Little Gold	217	425	208	96%
Pleasant	6,074	6,503	429	7%
Dawson City (Air)	304	1,285	981	323%
Whitehorse (Air)	12	801	789	6575%
TOTAL	54,919	54,303	-616	-1%

Port of Entry—May

Increases were experienced at Little Gold (up 208 people or +96%), Pleasant (up 423 people or +17%), Dawson City port (up 1098 people or 54900%), and Whitehorse airport (up 197 people or +1970%). Decreases were experienced at Beaver Creek (down 982 people or -17%) and Fraser (down 1689 people or -6%).

Port of Entry—Year to Date

Year to date (January to May) increases were experienced at Little Gold (up 208 people or +96%), Pleasant (up 429 people or +7%), Dawson City port (up 981 people or 323%), and Whitehorse airport (up 789 people or +6575%). Decreases were experienced at Beaver Creek (down 1760 people or -14%) and Fraser (down 1760 people or -14%).

Note: Canada figures include Yukon residents