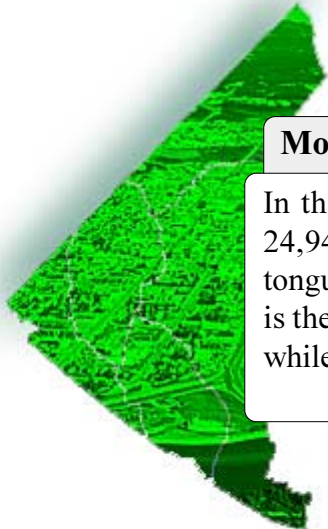


Language



Highlights

The following statistics are from the 2001 Census of Canada which occurred on **May 15, 2001**.



Mother Tongue

In the Yukon, English is the mother tongue of 24,945 people (87.0%) and French is the mother tongue of 875 people (3.1%). In Canada, English is the mother tongue of 59.3% of the population while French is 22.1% of the population.

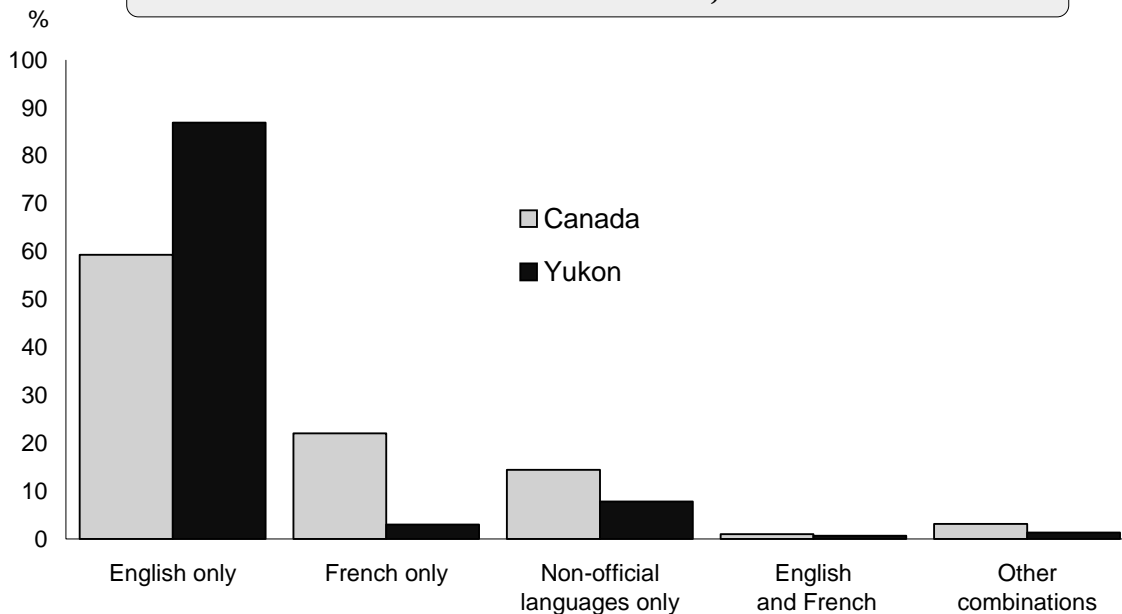
Official Languages

89.4% of Yukoners reported knowing only English, 0.2% knew only French, and 10.2% knew both English and French.

Language Spoken At Home

In 2001, the majority of Yukoners spoke only English at home (91.5%). 0.7% of the population spoke only French at home.

Mother Tongues as a Percentage of the Population, Canada and Yukon, 2001*



Note: "Mother tongue" refers to the first language learned at home in childhood and still understood by the individual at the time of the census. "Other combinations" includes English and non-official language, French and non-official language, and English, French and non-official language.

* Based on 100% population data

Mother Tongue*, Yukon, 2001 and 1996

	----- 2001 -----			----- 1996 -----		
	Total	Male	Female	Total	Male	Female
All Languages	28,520	14,300	14,220	30,650	15,810	14,840
Single language responses	28,185	14,130	14,055	30,215	15,610	14,600
English	24,590	12,425	12,170	26,405	13,580	12,820
French	890	425	465	1,110	615	500
Non-official languages	2,700	1,285	1,420	2,705	1,415	1,285
Aboriginal languages	760	320	440	775	355	420
Romance languages	125	65	65	105	60	40
Germanic languages	885	455	425	890	520	370
Celtic languages	30	25	0	10	10	10
Slavic languages	175	105	80	240	145	95
Baltic languages	10	0	0	0	0	0
Finno-Ugric languages	95	45	45	105	65	40
Greek	10	10	0	10	10	0
Armenian	0	0	0	0	0	0
Turkic languages	0	0	10	10	0	0
Semitic languages	15	10	0	0	0	0
Indo-Iranian languages	155	85	70	160	75	90
Dravidian languages	0	10	0	0	0	0
Japanese	15	10	0	15	10	15
Korean	10	0	0	10	0	0
Sino-Tibetan languages	175	95	85	120	65	55
Tai languages	30	0	30	10	0	0
Austro-Asiatic languages	60	35	30	170	95	75
Malayo-Polynesian languages	140	10	130	80	15	60
Asiatic languages, n.i.e.	0	0	0	0	0	0
Niger-Congo Languages	0	0	0	0	0	0
African languages, n.i.e.	0	0	0	0	0	0
Creoles	0	0	0	0	0	0
Other languages	10	0	10	0	0	0
Multiple responses	335	170	165	435	195	240
English and French	85	50	30	105	45	60
English, non-official language	250	110	135	315	135	180
French, non-official language	0	0	0	20	15	0
English, French, non-official language	0	0	0	0	0	0

Notes: single responses/multiple responses - at census time, most respondents reported only one mother tongue, providing a single response. However, some of them provided a multiple response. That is, they reported more than one mother tongue. "n.i.e." - not included elsewhere.

* Based on 20% sample data

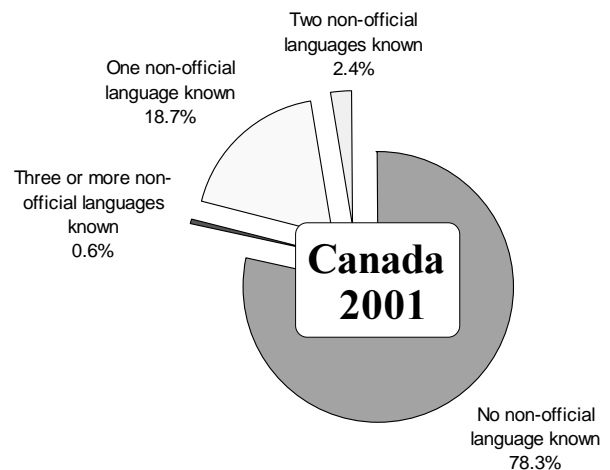
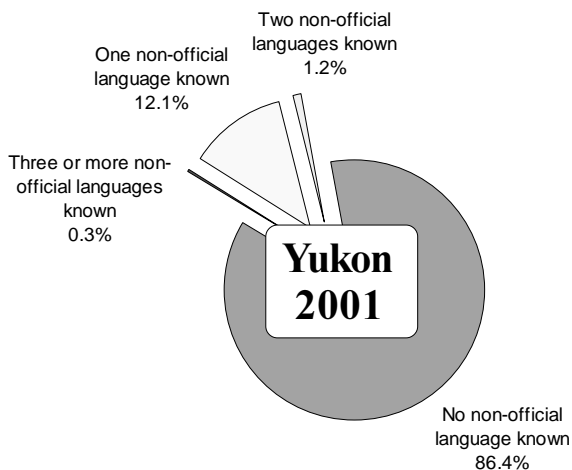
Knowledge of Official Languages*, Yukon, 2001

----- Knowledge of Official Languages -----

	Total Population	English only	French only	English and French	Neither English nor French
All Ages	28,520	25,505	45	2,895	75
0-4 years	1,725	1,640	10	65	15
5-9 years	2,045	1,885	15	145	0
10-14 years	2,270	2,020	0	250	0
15-19 years	2,295	1,980	0	310	0
20-24 years	1,625	1,345	0	280	0
25-29 years	1,705	1,480	10	220	0
30-34 years	2,165	1,915	0	250	0
35-39 years	2,610	2,365	0	245	0
40-44 years	2,990	2,645	0	320	20
45-49 years	2,760	2,445	0	310	0
50-54 years	2,280	2,050	0	230	0
55-59 years	1,460	1,340	0	110	10
60-64 years	950	885	0	65	10
65 years and over	1,640	1,515	10	90	35

Knowledge of Non-official Languages*, Yukon and Canada, 2001 and 1996

	--- Yukon ---		--- Canada ---	
	2001	1996	2001	1996
Total Population	28,520	30,655	29,639,035	28,528,125
No non-official language known	24,650	26,675	23,201,280	22,771,210
One non-official language known	3,455	3,560	5,539,830	5,087,760
Two non-official languages known	340	335	724,785	530,920
Three or more non-official languages known	75	80	173,135	138,235



*Based on 20% sample data.

Frequency of Language Spoken At Home*, Yukon, 2001

----- Frequency of language spoken at home -----

	Only	Mostly	Equally	Regularly
English	26,095	1,130	185	605
French	195	220	30	420
Aboriginal languages	60	35	45	300
Romance languages	0	10	0	45
Germanic languages	50	185	25	140
Slavic languages	20	10	20	35
Finno-Ugric languages	20	10	0	30
Greek	0	0	0	20
Arabic	0	0	0	10
Indo-Iranian languages	30	95	0	25
Sino-Tibetan languages	90	35	0	55
Thai	0	0	0	0
Vietnamese	15	0	0	20
Malayo-Polynesian languages	20	45	50	70
Niger-Congo languages	0	0	0	10
Other languages	0	0	30	0

Notes: "Only" indicates that this is the only language spoken at home by the respondent; "Mostly" indicates that this is the only language spoken most often at home while at least one other language is spoken on a regular basis; "Equally" indicates that this language has been reported with another language as the one spoken most often at home; "Regularly" indicates a language that was reported as being used on a regular basis at home.

*Based on 20% sample data

Need More Information?

Additional statistics from the 2001 Census are currently available, including population, dwelling counts, age, sex, marital status, mobility, migration, citizenship, immigration, ethnic origin, aboriginal peoples, labour force activity, occupation, place of work, mode of transportation, unpaid work, school attendance, education, highest level of schooling and earnings. As well, on May 13, statistics were released on religion, family income and shelter costs.



Please Note: The majority of figures shown in this publication have been subjected to a confidentiality procedure known as "random rounding" in which counts are rounded to a multiple of "5".

Additional Information:

Government of Yukon
Executive Council Office
Bureau of Statistics

Box 2703, Whitehorse, Yukon Y1A 2C6
Telephone: (867)667-5640; Fax: (867)393-6203

E-mail: ybsinfo@gov.yk.ca

Web site: <http://www.gov.yk.ca/depts/eco/stats/>

Yukon
Executive Council Office
Bureau of Statistics

Information Sheet #C01-03
May 2003