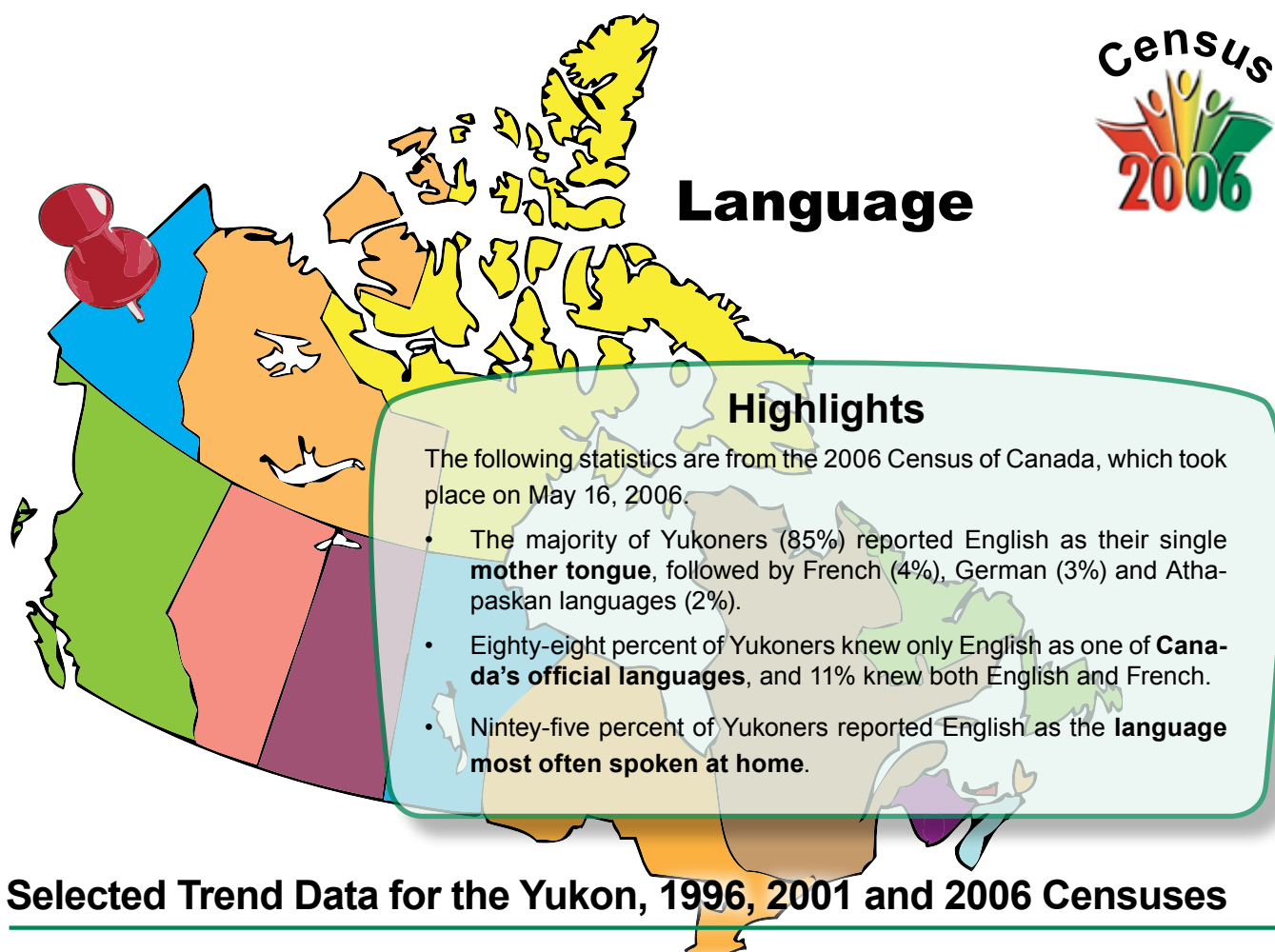


YUKON BUREAU OF STATISTICS

2 ÷ 9 # 1 \$ > 0 - 2 + 6 & 8 < 3 π 7 4 5 ≠ 9 ≈ 1 ∞ ^



Selected Trend Data for the Yukon, 1996, 2001 and 2006 Censuses

Percentage of population...	1996	2001	2006
...whose mother tongue is English only	86.1	86.2	84.9
...whose mother tongue is French only	3.6	3.1	3.7
...whose mother tongue is a non-official language only	8.8	9.5	10.5
...who speak English and/or French most often at home	97.6	97.6	96.9
...who speak a non-official language most often at home	2.4	2.4	3.1
...with knowledge of an official language	99.8	99.7	99.6
...with knowledge of both official languages	10.5	10.1	11.4

- Anglophones—those people who reported English as their mother tongue—still accounted for the majority of Yukoners. Although their numbers rose between 2001 and 2006, their share of the population declined.
- Conversely, both the number of Francophones (those who reported French as their mother tongue) and their share of the population has increased back to 1996 numbers.
- While the percentage of the population who speak a non-official language most often at home has increased since 2001, so has the percentage of the population who reported having knowledge of both official languages.

Mother Tongues in the Yukon, 1996, 2001 and 2006 Censuses

	1996	2001	2006
Total - Detailed mother tongue	30,655	28,525	30,195
Single responses	30,215	28,185	29,940
English	26,405	24,590	25,655
French	1,110	890	1,105
Non-official languages	2,700	2,705	3,180
Aboriginal languages	775	760	880
Romance languages	105	125	170
Germanic languages	890	885	950
Celtic languages	10	30	10
Slavic languages	240	180	280
Baltic languages	0	0	15
Finno-Ugric languages	105	95	100
Greek	10	10	10
Afro-Asiatic languages	N/A	N/A	20
Semitic languages	0	15	20
Indo-Iranian languages	160	155	90
Dravidian languages	0	10	20
Japanese	15	10	25
Korean	10	0	0
Sino-Tibetan languages	120	180	260
Tai languages	0	30	20
Austro-Asiatic languages	170	65	105
Malayo-Polynesian languages	75	140	165
Niger-Congo languages	0	0	20
Creoles	0	0	10
Other languages	0	0	20
Multiple responses	440	335	250
English and French	105	85	110
English and non-official language	310	245	130
French and non-official language	20	0	10
English, French and non-official language	0	10	0

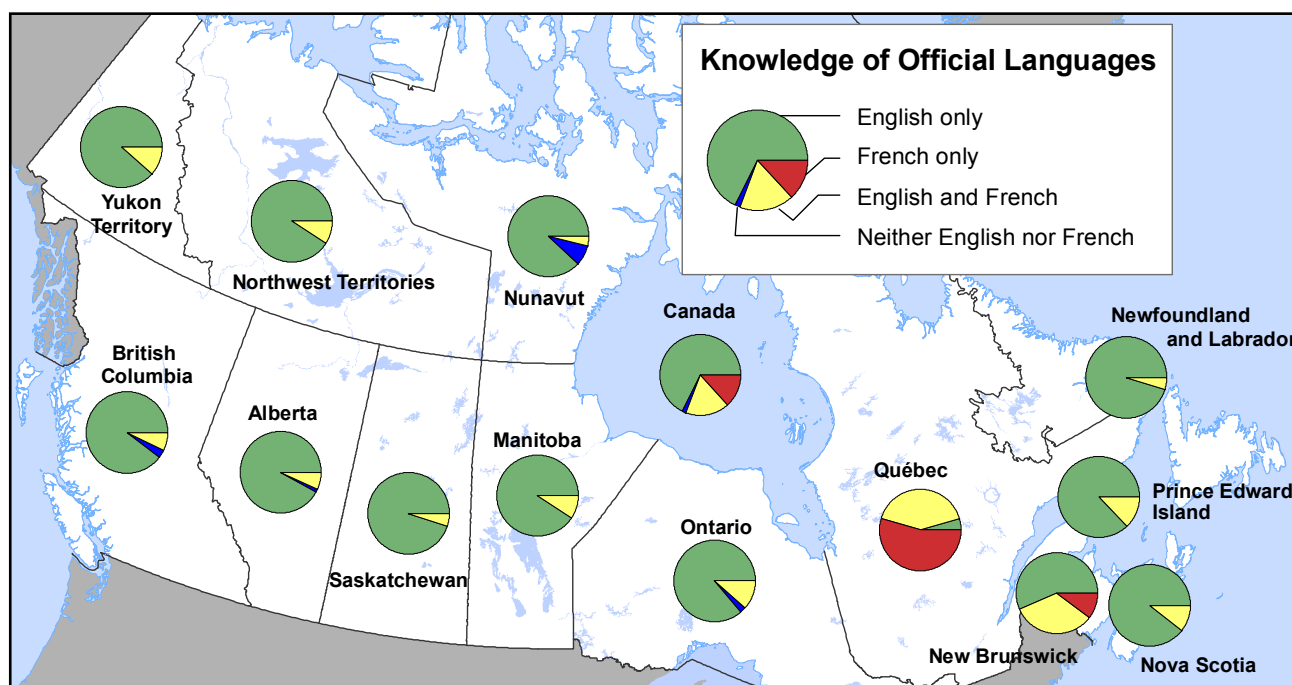
Note: Mother tongue refers to the first language learned at home in childhood and still understood by the individual.

- In 2006 the majority of Yukoners reported English as their sole mother tongue (85%), while 4% reported French and 9% had a

non-official language as a mother tongue. Just under one percent of Yukoners indicated having more than one mother tongue.

- In 2006, German was the most predominant non-official language mother tongue in the Yukon, with 25% of allophones (persons whose mother tongue is neither English nor French) listing it as their single mother tongue, followed by Athapaskan languages (20%) and Chinese languages (8%).
- After taking a dip in 2001, the 2006 number of Yukoners who listed French as their sole mother tongue were essentially back to where they were in 1996.
- There has been a steady increase in the number of Yukoners reporting a Malayan-Polynesian language as a mother tongue; the majority of those people learned Tagalog as a child.
- There was also a strong increase in the numbers of Yukoners who reported a Sino-Tibetan language (Chinese languages) as a mother tongue; 2006 saw an increase of 44% in this category over 2001.
- The number of Yukoners listing an Aboriginal language as a sole mother tongue increased by 16% in 2006, notably in the Algonquian languages, Athapaskan languages, and Inuktitut.
- Conversely, there were 42% fewer Yukoners in 2006 who reported an Indo-Iranian language as a mother tongue.
- The grouping for those with English and a non-official language as a mother tongue increased steadily between 1996 and 2006.

Knowledge of Official Languages, Yukon 2006



- 26,515 of Yukon's 30,190 residents reported knowing only English as one of Canada's official languages, making up 88% of the population.
- Less than half of a percent of Yukoners knew only French, a similar amount knew neither English nor French, and 11% knew English and French.

Knowledge of Non-Official Languages, Yukon, 2006


-----Knowledge of Non-Official Languages-----					
	Total population	No non-official language	One non-official language	Two non-official languages	3+ non-official languages
Under 5 years	1,725	1,630	95	0	0
5 to 9 years	1,835	1,665	160	10	0
10 to 14 years	2,145	1,925	210	0	0
15 to 19 years	2,270	2,020	225	20	0
20 to 24 years	1,875	1,615	235	25	0
25 to 29 years	1,755	1,520	220	15	0
30 to 34 years	2,035	1,750	260	25	0
35 to 39 years	2,170	1,835	290	45	0
40 to 44 years	2,730	2,255	420	55	0
45 to 49 years	3,040	2,490	465	85	0
50 to 54 years	2,780	2,295	415	60	0
55 to 59 years	2,245	1,835	350	55	10
60 to 64 years	1,380	1,105	255	20	0
65 to 69 years	840	595	225	20	0
70 to 74 years	620	415	180	25	0
75 years+	735	545	180	15	0
Total population	30,190	25,510	4,195	480	15

- Eighty-four percent of Yukoners reported knowledge only of English and/or French.
- Of the rest, 4,195 or 14% reported knowledge of one non-official language.
- Just under two percent knew two non-official languages, and there were 15 Yukoners reported as knowing three or more non-official languages.
- The age categories for 65 and over had the highest percentage of people knowing at least one non-official language.

Language Spoken Most Often at Home, Yukon, 1996, 2001 and 2006 Censuses

	1996	2001	2006
English	29,070	27,215	28,535
French	490	415	540
Non-official language	755	700	930
English and French	105	30	65
English and non-official language	230	160	110
French and non-official language	0	0	10
English, French and non-official language	0	0	0
Total—Language spoken most often at home	30,650	28,520	30,190

- The census showed that in 2006, 95% of Yukoners spoke English at home. Other languages are not spoken at home as often as they are reported as mother tongues. Three percent of Yukoners spoke a non-official language most often at home at the time of the Census, up slightly from 2.5% in 2001.
- 540 Yukoners spoke French most often at home in 2006, in comparison to 415 Yukoners in 2001, an increase of 30%. However, the percentage of the total population who spoke French most often at home increased by less than half of a percent.



Information Sheet #C06-05
January, 2008

Yukon
Executive Council Office
Bureau of Statistics

Additional information:
The Yukon Government
Executive Council Office
Bureau of Statistics (A-8C)
Box 2703, Whitehorse, Yukon Y1A 2C6
Telephone: (867) 667-5640; Fax: (867) 393-6203
email: ybsinfo@gov.yk.ca
website: www.eco.gov.yk.ca/stats/