



## Yukon Fuel Price Survey April 2022

### Retail Motor Fuel Prices in Yukon

	Self-serve			% Change Apr 21, 2021 to Apr 20, 2022		
	regular	premium	diesel	regular	premium	diesel
Whitehorse	178.8	190.0	198.8	28.8%	28.5%	41.3%
Beaver Creek	215.9	229.9	244.9	39.4%	31.4%	44.1%
Burwash Landing	n/a	n/a	n/a	n/a	n/a	n/a
Carcross	189.9	-	205.9	27.5%	-	37.4%
Carmacks	184.9	196.9	189.9	24.2%	23.9%	28.4%
Dawson City	201.6	213.9	212.7	39.8%	33.8%	45.3%
Destruction Bay	197.9	213.9	213.9	n/a	-	n/a
Eagle Plains	n/a	-	n/a	n/a	-	n/a
Faro	n/a	-	n/a	n/a	-	n/a
Haines Junction	188.4	197.9	210.2	30.5%	29.2%	42.8%
Jake's Corner	179.9	190.9	199.9	28.6%	26.5%	39.9%
Mayo	178.0	-	197.1	28.1%	-	39.9%
Pelly Crossing	195.0	205.0	202.0	33.7%	34.1%	43.4%
Ross River	199.5	-	209.9	37.7%	-	41.9%
Stewart Crossing	189.9	200.9	209.9	26.7%	24.9%	37.3%
Teslin	181.9	194.9	201.9	25.5%	n/a	37.4%
Watson Lake	178.9	189.9	195.9	31.6%	30.2%	40.0%

As of April 20, 2022, average **regular self-serve** gasoline prices ranged from 178.0¢ per litre in Mayo to 215.9¢ per litre in Beaver Creek; a difference of 37.9¢. In communities offering **premium self-serve** gasoline, prices ranged from 189.9¢ in Watson Lake to 229.9¢ in Beaver Creek; a difference of 40.0¢. **Diesel self-serve**, prices ranged from 189.9¢ in Carmacks to 244.9¢ in Beaver Creek; a difference of 55.0¢ per litre.

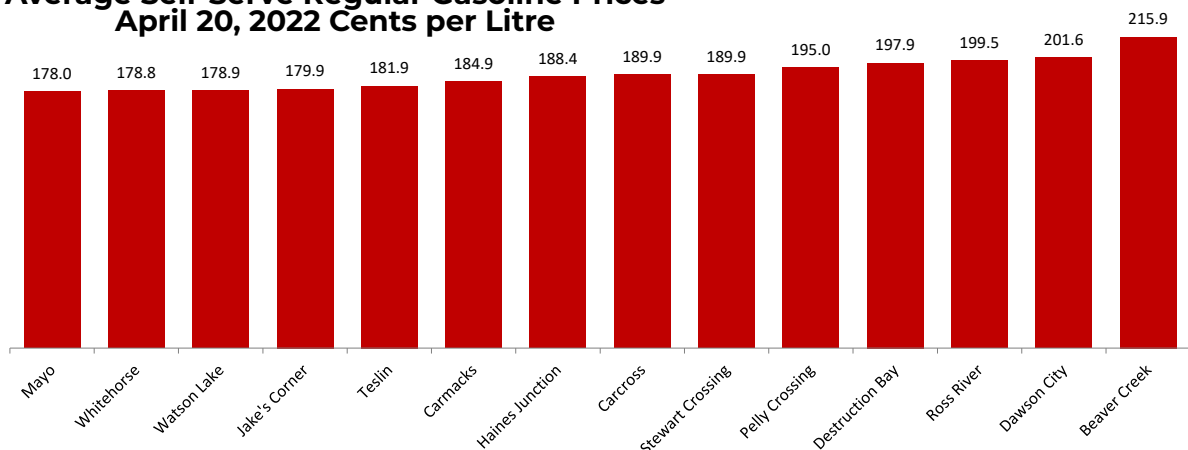
Comparing April 20, 2022 to April 21, 2021, **regular self-serve** gasoline prices increased in all Yukon communities with the largest percentage increase at Dawson City (39.8%). **Diesel self-serve** prices increased in all Yukon communities with the largest percentage increase in Dawson City (45.3%).

	Full-serve				% Change Apr 21, 2021 to Apr 20, 2022			
	regular	premium	diesel	propane	regular	premium	diesel	propane
Whitehorse	179.9	189.9	200.9	141.0	28.6%	26.7%	40.6%	26.8%
Dawson City	-	-	-	149.9	-	-	-	11.0%
Destruction Bay	-	-	-	186.9	-	-	-	n/a
Eagle Plains	-	-	-	n/a	-	-	-	n/a
Teslin	-	-	-	110.0	-	-	-	0.0%
Watson Lake	-	-	-	160.0	-	-	-	40.5%

In communities offering **full-serve propane** fuel services, prices ranged from 110.0¢ per litre in Teslin to 186.9 per litre in Destruction Bay; a difference of 76.9¢. Year-over-year, prices of full-serve propane increased in Dawson City, Whitehorse and Watson Lake; remained the same in Teslin and were unavailable in Destruction Bay and Eagle plains.

Notes:  
All prices are Canadian cents per litre, including all applicable taxes.  
"n/a" indicates this information was not available for the reporting period.  
"-" indicates this service was not available in this community at this time.

### Average Self-Serve Regular Gasoline Prices April 20, 2022 Cents per Litre



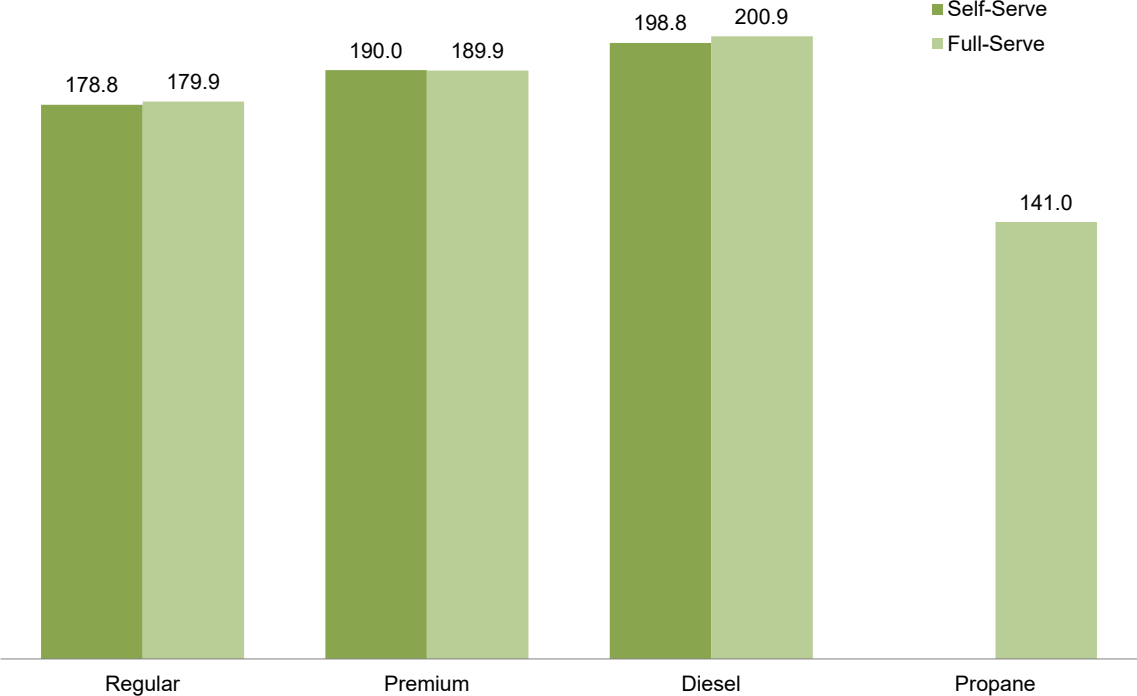
Prices for Burwash Landing, Eagle Plains and Faro were unavailable.

## Retail Motor Fuel Prices — Whitehorse

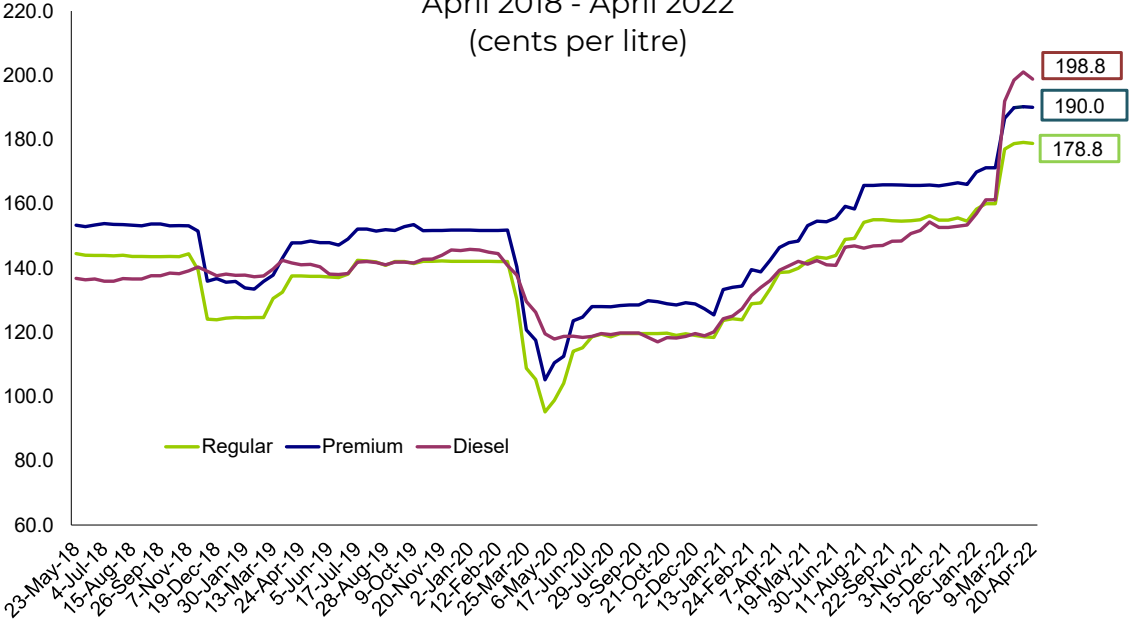
	Self-serve			Full-serve			
	regular	premium	diesel	regular	premium	diesel	propane
20-Apr-22	178.8	190.0	198.8	179.9	189.9	200.9	141.0
6-Apr-22	179.1	190.2	201.0	179.9	189.9	200.9	140.0
23-Mar-22	178.7	189.9	198.5	179.9	189.9	200.9	140.0
9-Mar-22	177.0	186.6	191.9	179.9	189.9	200.9	132.9
23-Feb-22	160.0	171.2	161.2	159.9	169.9	162.9	128.2
9-Feb-22	160.0	171.2	161.2	159.9	169.9	162.9	128.2
26-Jan-22	158.3	169.9	156.9	159.9	169.9	162.9	122.9
12-Jan-22	154.6	166.0	153.4	155.9	165.9	154.9	130.0
29-Dec-21	155.6	166.5	153.0	n/a	n/a	n/a	125.9
15-Dec-21	154.9	166.0	152.6	155.9	165.9	154.9	128.2
1-Dec-21	154.9	165.6	152.6	155.9	165.9	154.9	129.9
17-Nov-21	156.3	165.8	154.3	155.9	165.9	154.9	125.5
3-Nov-21	155.0	165.7	151.7	155.9	165.9	154.9	123.6
20-Oct-21	154.7	165.7	150.7	155.9	165.9	154.9	123.6
6-Oct-21	154.6	165.8	148.4	155.9	165.9	154.9	123.6
22-Sep-21	154.7	165.9	148.3	155.9	165.9	147.9	118.9
8-Sep-21	155.0	165.9	147.0	155.9	165.9	147.9	116.9
25-Aug-21	155.0	165.7	146.9	154.9	164.9	145.9	116.9
11-Aug-21	154.2	165.7	146.2	154.9	164.9	145.9	116.9
28-Jul-21	149.2	158.4	146.9	145.9	155.9	142.9	115.9
14-Jul-21	148.9	159.2	146.5	145.9	155.9	142.9	115.9
30-Jun-21	143.9	155.6	140.8	144.9	154.9	142.9	113.9
16-Jun-21	143.0	154.4	141.0	144.9	154.9	142.9	113.6
2-Jun-21	143.4	154.6	142.3	144.9	154.9	142.9	113.9
19-May-21	142.1	153.2	141.2	144.9	154.9	142.9	112.2
5-May-21	139.9	148.4	142.1	144.4	154.4	150.9	111.2
21-Apr-21	138.8	147.9	140.7	139.9	149.9	142.9	111.2
7-Apr-21	138.6	146.4	139.3	135.9	145.9	138.9	107.2
Mar '21	131.3	140.6	135.0	132.4	142.4	137.9	108.9
Feb '21	126.4	137.0	129.4	127.4	137.4	135.4	112.3
Jan '21	124.0	133.7	124.6	124.9	132.4	125.9	110.9
Dec '20	118.7	127.2	119.5	119.9	128.1	119.9	104.9
Nov '20	119.3	128.9	118.5	118.4	127.9	118.4	106.6
Oct '20	119.7	129.2	117.7	118.3	126.9	117.2	104.9
Sep '20	119.6	129.2	119.1	118.2	126.9	118.2	107.7
Aug '20	119.6	128.4	119.8	119.7	129.9	119.7	107.7
Jul '20	118.9	128.0	119.2	119.7	128.2	119.7	105.9
Jun '20	114.7	124.2	118.6	116.1	125.2	119.8	105.6
May '20	101.5	111.5	118.3	103.4	111.2	117.2	103.9
Apr '20	100.3	111.4	122.9	100.9	116.2	123.2	102.2
Mar '20	119.5	130.6	133.7	120.1	135.5	138.4	103.3
Feb '20	142.0	151.8	142.7	142.6	153.2	143.7	106.8
Jan '20	142.1	151.7	145.4	142.6	153.2	145.7	106.8
Dec '19	142.1	151.8	145.5	142.9	153.6	146.9	106.2
Nov '19	142.2	151.7	143.4	142.9	153.4	143.6	104.9
Oct '19	141.8	152.6	142.2	142.9	153.5	142.2	102.9
Sep '19	142.0	152.3	141.8	142.9	153.7	143.1	100.8
Aug '19	141.4	151.7	141.4	142.9	153.9	142.9	101.0
Jul '19	140.9	151.1	140.7	141.8	152.9	140.6	101.1
Jun '19	137.1	147.5	138.1	137.3	149.5	138.9	100.7
May '19	137.4	148.2	140.8	137.9	150.1	140.9	101.5
Apr '19	137.5	147.8	141.3	137.9	149.9	141.4	100.9

# Retail Motor Fuel Prices — Whitehorse

Average Fuel Prices, as of April 20, 2022  
(cents per litre)



Average Self-Serve Bi-weekly Fuel Prices,  
April 2018 - April 2022  
(cents per litre)



## Retail Motor Fuel Prices - Beaver Creek & Burwash Landing

	Beaver Creek Self-serve		
	regular	premium	diesel
20-Apr-22	215.9	229.9	244.9
6-Apr-22	215.9	229.9	244.9
23-Mar-22	n/a	n/a	n/a
9-Mar-22	n/a	n/a	n/a
23-Feb-22	179.9	192.9	184.9
9-Feb-22	179.9	192.9	184.9
26-Jan-22	n/a	n/a	n/a
12-Jan-22	174.9	189.9	174.9

29-Dec-21	174.9	189.9	174.9
15-Dec-21	174.9	189.9	174.9
1-Dec-21	174.9	189.9	174.9
17-Nov-21	174.9	189.9	174.9
3-Nov-21	174.9	189.9	174.9
20-Oct-21	174.9	189.9	174.9
6-Oct-21	174.9	189.9	174.9
22-Sep-21	169.9	184.9	174.9
8-Sep-21	172.4	184.9	171.9
25-Aug-21	172.4	184.9	171.9
11-Aug-21	168.9	176.9	171.9
28-Jul-21	162.4	176.9	171.9
14-Jul-21	162.4	176.9	171.9
30-Jun-21	155.9	174.9	169.4
16-Jun-21	161.9	174.9	169.4
2-Jun-21	154.9	174.9	169.9
19-May-21	154.9	174.9	169.9
5-May-21	154.9	174.9	169.9
21-Apr-21	154.9	174.9	169.9
7-Apr-21	154.9	174.9	169.9

Mar '21	147.4	167.4	169.9
Feb '21	139.9	159.9	159.9
Jan '21	139.9	157.4	157.4

Dec '20	147.4	160.4	160.4
Nov '20	149.9	159.9	154.9
Oct '20	147.0	159.0	154.9
Sep '20	147.4	164.0	154.9
Aug '20	149.9	159.9	154.9
Jul '20	149.9	159.9	154.9
Jun '20	144.4	159.9	154.9
May '20	138.5	159.5	154.5
Apr '20	138.5	164.5	154.5
Mar '20	153.9	169.9	169.9
Feb '20	158.9	169.9	174.9
Jan '20	158.9	169.9	174.9

Dec '19	158.9	169.9	174.9
Nov '19	157.9	169.9	165.9
Oct '19	157.1	169.5	163.8
Sep '19	157.1	165.0	160.8
Aug '19	157.2	169.9	160.9
Jul '19	157.2	169.9	160.9
Jun '19	157.2	166.4	159.8
May '19	158.9	169.9	169.9
Apr '19	154.9	169.9	169.9

	Burwash Landing Self-serve		
	regular	premium	diesel
20-Apr-22	n/a	n/a	n/a
6-Apr-22	186.0	194.0	202.0
23-Mar-22	186.0	194.0	202.0
9-Mar-22	186.0	194.0	198.0
23-Feb-22	164.9	172.9	162.0
9-Feb-22	164.9	172.9	162.0
26-Jan-22	164.9	172.9	162.0
12-Jan-22	162.0	170.0	154.9

29-Dec-21	n/a	n/a	n/a
15-Dec-21	162.0	170.0	154.9
1-Dec-21	162.0	170.0	154.9
17-Nov-21	159.9	167.9	149.9
3-Nov-21	155.9	167.9	149.9
20-Oct-21	n/a	n/a	n/a
6-Oct-21	n/a	n/a	n/a
22-Sep-21	n/a	n/a	n/a
8-Sep-21	159.9	n/a	161.0
25-Aug-21	n/a	n/a	n/a
11-Aug-21	159.9	157.9	149.9
28-Jul-21	n/a	n/a	n/a
14-Jul-21	151.9	159.9	146.9
30-Jun-21	151.9	159.9	146.9
16-Jun-21	n/a	n/a	n/a
2-Jun-21	145.9	155.9	144.9
19-May-21	145.9	155.9	144.9
5-May-21	145.9	155.9	144.9
21-Apr-21	145.9	155.9	144.9
7-Apr-21	155.9	145.9	144.9

Mar '21	122.2	123.2	118.3
Feb '21	129.9	139.9	134.9
Jan '21	124.0	134.0	129.0

Dec '20	n/a	n/a	n/a
Nov '20	126.5	136.8	122.5
Oct '20	126.5	136.8	122.5
Sep '20	n/a	n/a	n/a
Aug '20	125.9	133.1	127.3
Jul '20	126.3	133.0	124.7
Jun '20	105.9	113.9	129.9
May '20	105.9	113.9	129.9
Apr '20	n/a	n/a	n/a
Mar '20	142.9	152.9	142.9
Feb '20	142.9	n/a	n/a
Jan '20	142.9	152.9	142.9

Dec '19	142.9	152.9	142.9
Nov '19	142.9	152.9	142.9
Oct '19	142.9	152.9	142.9
Sep '19	142.9	152.9	142.9
Aug '19	142.9	152.9	142.9
Jul '19	140.4	150.4	141.4
Jun '19	132.9	142.9	139.9
May '19	132.9	142.9	139.9
Apr '19	n/a	n/a	n/a

## Retail Motor Fuel Prices — Carcross & Carmacks

	Carcross Self-serve				Carmacks Self-serve		
	regular	premium	diesel		regular	premium	diesel
20-Apr-22	189.9	-	205.9	20-Apr-22	184.9	196.9	189.9
6-Apr-22	189.9	-	205.9	6-Apr-22	199.9	211.9	199.9
23-Mar-22	189.9	-	205.9	23-Mar-22	184.9	196.9	189.9
9-Mar-22	185.9	-	199.9	9-Mar-22	194.9	206.9	204.9
23-Feb-22	169.9	-	169.9	23-Feb-22	174.9	184.9	174.9
9-Feb-22	169.9	-	169.9	9-Feb-22	174.9	184.9	174.9
26-Jan-22	169.9	-	169.9	26-Jan-22	169.9	179.9	167.9
12-Jan-22	164.9	-	169.9	12-Jan-22	169.9	171.3	167.9
29-Dec-21	164.9	-	169.9	29-Dec-21	159.9	169.9	154.9
15-Dec-21	164.9	-	169.9	15-Dec-21	169.9	179.9	167.9
1-Dec-21	164.9	-	169.9	1-Dec-21	166.9	179.9	167.9
17-Nov-21	164.9	-	169.9	17-Nov-21	166.9	179.9	167.9
3-Nov-21	164.9	-	169.9	3-Nov-21	166.9	179.9	167.9
20-Oct-21	164.9	-	157.9	20-Oct-21	165.9	176.9	161.4
6-Oct-21	164.9	-	157.9	6-Oct-21	164.9	174.4	154.9
22-Sep-21	164.9	-	157.9	22-Sep-21	164.9	173.9	154.9
8-Sep-21	164.9	-	157.9	8-Sep-21	164.9	174.4	154.9
25-Aug-21	164.9	-	157.9	25-Aug-21	164.9	172.4	154.9
11-Aug-21	164.9	-	157.9	11-Aug-21	159.9	169.9	154.9
28-Jul-21	159.9	-	157.9	28-Jul-21	157.4	166.9	154.9
14-Jul-21	159.9	-	157.9	14-Jul-21	154.9	164.4	147.9
30-Jun-21	154.9	-	157.9	30-Jun-21	154.9	164.4	147.9
16-Jun-21	154.9	-	157.9	16-Jun-21	154.9	164.4	147.9
2-Jun-21	154.9	-	157.9	2-Jun-21	154.9	164.4	147.9
19-May-21	154.9	-	157.9	19-May-21	148.9	158.9	147.9
5-May-21	148.9	-	149.9	5-May-21	148.9	158.9	147.9
21-Apr-21	148.9	-	149.9	21-Apr-21	148.9	158.9	147.9
7-Apr-21	148.9	-	149.9	7-Apr-21	144.9	154.9	145.9
Mar '21	146.9	-	147.9	Mar '21	139.9	149.9	142.9
Feb '21	141.9	-	145.4	Feb '21	133.4	143.4	136.9
Jan '21	138.9	-	139.9	Jan '21	126.8	136.6	126.8
Dec '20	135.9	-	135.9	Dec '20	129.9	139.9	119.9
Nov '20	135.9	-	135.9	Nov '20	129.9	139.9	119.9
Oct '20	135.9	-	129.9	Oct '20	129.9	139.9	122.4
Sep '20	129.9	-	135.4	Sep '20	129.8	139.9	124.9
Aug '20	135.9	-	129.9	Aug '20	129.9	139.9	123.5
Jul '20	134.6	-	129.9	Jul '20	131.2	139.7	118.6
Jun '20	127.9	-	129.9	Jun '20	122.4	132.4	118.9
May '20	110.9	-	129.9	May '20	108.9	118.9	121.4
Apr '20	112.9	-	129.9	Apr '20	109.9	122.4	126.9
Mar '20	148.9	-	153.9	Mar '20	138.2	148.2	149.9
Feb '20	152.9	-	157.9	Feb '20	152.9	162.9	159.9
Jan '20	152.9	-	157.9	Jan '20	152.9	162.9	165.9
Dec '19	152.9	-	157.9	Dec '19	152.9	162.9	155.9
Nov '19	152.9	-	157.9	Nov '19	152.9	162.9	155.9
Oct '19	149.9	-	154.9	Oct '19	152.9	162.9	155.9
Sep '19	149.9	-	154.9	Sep '19	152.9	162.9	155.9
Aug '19	149.9	-	154.9	Aug '19	152.9	162.9	155.9
Jul '19	149.9	-	154.9	Jul '19	152.9	162.9	155.9
Jun '19	147.9	-	154.9	Jun '19	152.9	160.4	154.9
May '19	147.9	-	154.9	May '19	152.9	160.4	154.9
Apr '19	147.9	-	154.9	Apr '19	147.2	157.2	151.9

## Retail Motor Fuel Prices — Dawson City & Destruction Bay

	Dawson City Self-serve			Full-serve
	regular	premium	diesel	propane
20-Apr-22	201.6	213.9	212.7	149.9
6-Apr-22	198.6	213.9	213.9	149.9
23-Mar-22	193.4	218.0	209.2	n/a
9-Mar-22	187.1	201.4	201.9	n/a
23-Feb-22	169.9	182.9	169.6	135.0
9-Feb-22	169.9	182.9	169.6	135.0
26-Jan-22	164.7	180.4	165.7	135.0
12-Jan-22	165.1	178.4	165.2	135.0
29-Dec-21	169.9	178.4	172.9	135.0
15-Dec-21	164.6	177.4	165.2	135.0
1-Dec-21	165.9	179.9	165.2	135.0
17-Nov-21	171.1	180.9	169.9	135.0
3-Nov-21	165.7	179.9	160.3	135.0
20-Oct-21	165.7	179.9	160.3	135.0
6-Oct-21	163.6	179.9	160.6	135.0
22-Sep-21	163.6	178.9	160.6	135.0
8-Sep-21	163.1	177.9	159.4	135.0
25-Aug-21	160.8	177.4	158.6	135.0
11-Aug-21	157.7	177.4	156.2	135.0
28-Jul-21	159.9	169.9	159.9	135.0
14-Jul-21	161.4	169.9	163.4	135.0
30-Jun-21	148.2	164.4	150.4	135.0
16-Jun-21	147.7	163.4	150.4	135.0
2-Jun-21	147.7	163.4	150.4	135.0
19-May-21	144.9	165.8	147.6	n/a
5-May-21	150.4	159.9	152.7	135.0
21-Apr-21	144.2	159.9	146.4	135.0
7-Apr-21	146.9	158.4	149.2	135.0
Mar '21	141.2	152.7	144.9	135.0
Feb '21	133.7	149.6	137.5	135.0
Jan '21	134.0	149.4	136.0	n/a
Dec '20	128.9	147.1	130.5	n/a
Nov '20	131.7	149.9	131.6	135.0
Oct '20	140.4	149.4	140.2	130.0
Sep '20	140.4	148.9	139.7	125.0
Aug '20	140.4	148.9	139.7	125.0
Jul '20	133.0	148.7	133.3	125.0
Jun '20	124.3	144.1	128.1	n/a
May '20	114.6	128.3	127.0	n/a
Apr '20	117.9	121.4	144.7	n/a
Mar '20	143.4	147.3	147.8	n/a
Feb '20	149.9	156.3	157.8	n/a
Jan '20	150.7	158.4	164.9	n/a
Dec '19	152.7	164.5	158.4	135.0
Nov '19	155.0	164.7	160.5	135.0
Oct '19	154.0	164.4	153.7	135.0
Sep '19	158.9	164.9	155.8	135.0
Aug '19	155.2	166.7	152.1	135.0
Jul '19	154.9	167.3	154.0	135.0
Jun '19	155.5	167.1	156.3	135.0
May '19	157.4	168.4	160.9	135.0
Apr '19	150.7	168.4	155.9	n/a

	Destruction Bay Self-serve			Full-serve
	regular	premium	diesel	propane
20-Apr-22	197.9	213.9	213.9	186.9
6-Apr-22	199.9	215.9	209.9	186.9
23-Mar-22	200.9	216.9	216.9	186.9
9-Mar-22	205.9	221.9	239.9	186.9
23-Feb-22	172.9	188.9	183.9	186.9
9-Feb-22	172.9	188.9	183.9	186.9
26-Jan-22	n/a	n/a	n/a	n/a
12-Jan-22	167.9	183.9	173.9	186.9
29-Dec-21	167.9	183.9	168.9	186.9
15-Dec-21	167.9	183.9	168.9	186.9
1-Dec-21	167.9	183.9	175.9	185.0
17-Nov-21	171.9	187.9	175.9	136.9
3-Nov-21	n/a	n/a	n/a	n/a
20-Oct-21	171.9	187.9	175.9	136.9
6-Oct-21	171.9	187.9	175.9	136.9
22-Sep-21	163.9	179.9	159.9	136.9
8-Sep-21	162.9	178.9	157.9	136.9
25-Aug-21	164.9	180.9	156.9	136.9
11-Aug-21	164.9	180.9	156.9	136.9
28-Jul-21	163.9	179.9	155.9	136.9
14-Jul-21	163.9	179.9	153.9	136.9
30-Jun-21	159.9	175.9	152.9	136.9
16-Jun-21	156.9	172.9	151.9	136.9
2-Jun-21	155.9	171.9	157.9	136.9
19-May-21	155.9	171.9	157.9	136.9
5-May-21	156.9	172.9	154.9	136.9
21-Apr-21	n/a	n/a	n/a	n/a
7-Apr-21	150.9	166.9	152.9	136.9
Mar '21	148.9	164.9	156.9	136.9
Feb '21	146.9	162.9	153.9	136.9
Jan '21	n/a	n/a	n/a	n/a
Dec '20	129.9	145.9	139.9	136.9
Nov '20	129.9	145.9	131.9	136.9
Oct '20	131.9	147.9	131.4	136.9
Sep '20	133.9	149.9	124.9	136.9
Aug '20	133.9	149.9	124.9	136.9
Jul '20	133.9	149.9	125.9	136.9
Jun '20	n/a	n/a	n/a	n/a
May '20	n/a	n/a	n/a	n/a
Apr '20	n/a	n/a	n/a	n/a
Mar '20	142.9	158.9	150.9	136.9
Feb '20	142.9	158.9	149.9	136.9
Jan '20	142.9	158.9	156.9	136.9
Dec '19	143.9	159.9	162.9	136.9
Nov '19	141.9	157.9	156.9	136.9
Oct '19	141.9	157.9	152.9	136.9
Sep '19	142.4	156.4	143.9	136.9
Aug '19	140.9	154.9	141.9	137.9
Jul '19	145.9	159.6	142.9	136.9
Jun '19	149.9	162.9	147.9	136.9
May '19	150.9	163.9	149.9	136.9
Apr '19	n/a	n/a	n/a	n/a

## Retail Motor Fuel Prices — Eagle Plains & Faro

	Eagle Plains Self-Serve			Full-serve propane		Faro Self-Serve		
	regular	premium	diesel			regular	premium	diesel
20-Apr-22	n/a	-	n/a	n/a	20-Apr-22	n/a	-	n/a
6-Apr-22	210.0	-	215.0	180.0	6-Apr-22	194.9	-	209.9
23-Mar-22	n/a	-	n/a	n/a	23-Mar-22	194.9	-	209.9
9-Mar-22	n/a	-	n/a	n/a	9-Mar-22	189.9	-	204.9
23-Feb-22	172.0	-	180.0	144.0	23-Feb-22	169.9	-	167.9
9-Feb-22	172.0	-	180.0	144.0	9-Feb-22	169.9	-	167.9
26-Jan-22	172.0	-	175.0	144.0	26-Jan-22	169.9	-	167.9
12-Jan-22	172.0	-	180.0	144.0	12-Jan-22	165.9	-	164.9
29-Dec-21	172.0	-	180.0	144.0	29-Dec-21	n/a	-	n/a
15-Dec-21	172.0	-	170.0	144.0	15-Dec-21	165.9	-	164.9
1-Dec-21	172.0	-	175.0	144.0	1-Dec-21	165.9	-	164.9
17-Nov-21	180.0	-	170.0	145.0	17-Nov-21	165.9	-	164.9
3-Nov-21	172.0	-	165.0	144.0	3-Nov-21	165.9	-	164.9
20-Oct-21	172.0	-	165.0	144.0	20-Oct-21	165.9	-	164.9
6-Oct-21	174.0	-	165.0	144.0	6-Oct-21	165.9	-	164.9
22-Sep-21	165.0	-	165.0	144.0	22-Sep-21	165.9	-	156.9
8-Sep-21	165.0	-	160.0	144.0	8-Sep-21	165.9	-	156.9
25-Aug-21	165.9	-	165.0	144.0	25-Aug-21	165.9	-	156.9
11-Aug-21	165.9	-	165.0	144.0	11-Aug-21	n/a	-	n/a
28-Jul-21	165.0	-	165.0	144.0	28-Jul-21	159.9	-	156.9
14-Jul-21	160.0	-	165.0	144.0	14-Jul-21	n/a	-	n/a
30-Jun-21	160.0	-	165.0	144.0	30-Jun-21	154.9	-	152.9
16-Jun-21	160.0	-	165.0	144.0	16-Jun-21	154.9	-	152.9
2-Jun-21	n/a	-	n/a	n/a	2-Jun-21	154.9	-	152.9
19-May-21	n/a	-	n/a	n/a	19-May-21	149.9	-	152.9
5-May-21	150.0	-	155.0	144.0	5-May-21	149.9	-	152.9
21-Apr-21	n/a	-	n/a	n/a	21-Apr-21	149.9	-	152.9
7-Apr-21	150.0	-	150.0	144.0	7-Apr-21	149.9	-	152.9
Mar '21	145.0	-	147.5	144.0	Mar '21	138.9	-	143.9
Feb '21	140.0	-	145.0	144.0	Feb '21	134.9	-	139.9
Jan '21	142.0	-	142.5	144.0	Jan '21	130.9	-	134.9
Dec '20	142.0	-	140.0	144.0	Dec '20	130.9	-	133.2
Nov '20	140.0	-	145.0	144.0	Nov '20	130.9	-	129.9
Oct '20	140.0	-	145.0	144.0	Oct '20	130.9	-	125.4
Sep '20	140.0	-	145.0	144.0	Sep '20	130.9	-	120.9
Aug '20	140.0	-	142.5	144.0	Aug '20	130.9	-	120.9
Jul '20	140.0	-	145.0	144.0	Jul '20	132.9	-	122.9
Jun '20	155.0	-	145.0	144.0	Jun '20	126.9	-	120.9
May '20	170.0	-	145.0	144.0	May '20	111.4	-	120.9
Apr '20	170.0	-	145.0	144.0	Apr '20	114.9	-	130.9
Mar '20	170.0	-	166.0	144.0	Mar '20	135.9	-	147.9
Feb '20	170.0	-	166.0	144.0	Feb '20	153.9	-	156.9
Jan '20	170.0	-	161.0	142.7	Jan '20	154.9	-	157.9
Dec '19	170.0	-	161.0	142.0	Dec '19	154.6	-	157.6
Nov '19	170.0	-	163.5	142.0	Nov '19	154.3	-	157.3
Oct '19	170.0	-	161.0	144.0	Oct '19	154.3	-	157.3
Sep '19	170.0	-	161.0	144.0	Sep '19	154.3	-	157.3
Aug '19	170.0	-	163.5	144.0	Aug '19	154.3	-	157.3
Jul '19	170.0	-	162.7	144.0	Jul '19	154.3	-	157.3
Jun '19	165.0	-	160.0	140.0	Jun '19	149.9	-	151.9
May '19	165.0	-	160.0	140.0	May '19	153.9	-	155.9
Apr '19	165.0	-	157.5	140.0	Apr '19	146.9	-	150.9

## Retail Motor Fuel Prices — Haines Junction

	Self-serve		
	regular	premium	diesel
20-Apr-22	188.4	197.9	210.2
6-Apr-22	185.7	195.0	207.1
23-Mar-22	184.4	193.2	205.7
9-Mar-22	183.2	191.9	200.7
23-Feb-22	163.7	172.9	166.7
9-Feb-22	163.7	172.9	166.7
26-Jan-22	163.2	172.2	163.4
12-Jan-22	160.7	170.6	159.4
29-Dec-21	160.7	170.6	158.4
15-Dec-21	160.7	170.6	158.4
1-Dec-21	161.7	170.9	157.7
17-Nov-21	160.7	170.6	157.2
3-Nov-21	160.7	170.6	157.2
20-Oct-21	160.7	170.6	157.2
6-Oct-21	158.7	168.6	155.1
22-Sep-21	158.7	168.6	152.2
8-Sep-21	158.7	168.6	150.2
25-Aug-21	158.7	168.6	150.2
11-Aug-21	157.9	168.6	149.7
28-Jul-21	153.2	162.9	149.6
14-Jul-21	151.7	163.2	149.7
30-Jun-21	147.9	157.9	152.9
16-Jun-21	147.9	158.2	151.2
2-Jun-21	147.9	158.2	151.2
19-May-21	148.4	157.9	153.4
5-May-21	143.2	153.2	147.2
21-Apr-21	144.4	153.2	147.2
7-Apr-21	144.4	153.2	147.2
Mar '21	135.8	145.8	142.8
Feb '21	131.2	140.7	137.6
Jan '21	127.7	138.2	133.8
Dec '20	123.5	132.1	127.3
Nov '20	123.2	131.6	126.9
Oct '20	123.6	132.4	126.9
Sep '20	122.7	130.9	126.9
Aug '20	122.7	130.9	126.9
Jul '20	122.7	131.6	126.9
Jun '20	116.8	125.4	126.3
May '20	103.9	111.3	126.8
Apr '20	111.2	112.8	134.7
Mar '20	132.3	138.1	144.3
Feb '20	147.3	155.9	150.7
Jan '20	147.0	155.9	150.7
Dec '19	147.6	155.9	149.6
Nov '19	147.6	155.9	148.7
Oct '19	147.3	155.9	147.6
Sep '19	147.5	155.9	148.1
Aug '19	147.5	155.9	148.1
Jul '19	146.5	155.1	147.1
Jun '19	142.3	153.2	144.5
May '19	140.8	149.9	146.2
Apr '19	141.2	150.9	146.9



## Retail Motor Fuel Prices — Jake's Corner

	Self-serve		
	regular	premium	diesel
20-Apr-22	179.9	190.9	199.9
6-Apr-22	179.9	190.9	199.9
23-Mar-22	179.9	190.9	199.9
9-Mar-22	179.9	190.9	199.9
23-Feb-22	159.9	170.9	162.9
9-Feb-22	159.9	170.9	162.9
26-Jan-22	159.9	170.9	162.9
12-Jan-22	155.9	166.9	154.9
29-Dec-21	155.9	166.9	154.9
15-Dec-21	155.9	166.9	154.9
1-Dec-21	155.9	166.9	154.9
17-Nov-21	155.9	166.9	154.9
3-Nov-21	155.9	166.9	154.9
20-Oct-21	155.9	166.9	154.9
6-Oct-21	155.9	166.9	146.9
22-Sep-21	155.9	166.9	146.9
8-Sep-21	155.9	166.9	146.9
25-Aug-21	155.9	166.9	146.9
11-Aug-21	155.9	166.9	146.9
28-Jul-21	n/a	n/a	n/a
14-Jul-21	149.9	160.9	146.9
30-Jun-21	n/a	n/a	n/a
16-Jun-21	144.9	155.9	142.9
2-Jun-21	144.9	155.9	142.9
19-May-21	144.9	155.9	147.9
5-May-21	139.9	150.9	142.9
21-Apr-21	139.9	150.9	142.9
7-Apr-21	139.9	150.9	142.9
Mar '21	132.4	143.4	137.9
Feb '21	127.4	138.4	130.4
Jan '21	124.9	135.9	125.9
Dec '20	119.9	125.9	119.9
Nov '20	119.9	125.9	119.9
Oct '20	119.9	125.9	119.9
Sep '20	119.9	125.9	119.9
Aug '20	119.9	125.9	119.9
Jul '20	119.9	125.9	119.9
Jun '20	114.9	120.9	119.9
May '20	104.9	114.9	119.9
Apr '20	100.9	n/a	n/a
Mar '20	117.9	n/a	n/a
Feb '20	142.9	153.9	151.9
Jan '20	142.9	153.9	151.9
Dec '19	142.9	153.9	151.9
Nov '19	142.9	153.9	151.9
Oct '19	147.4	154.9	151.9
Sep '19	149.9	154.9	142.9
Aug '19	n/a	n/a	n/a
Jul '19	142.9	156.0	147.9
Jun '19	137.9	151.0	142.9
May '19	137.9	151.0	142.9
Apr '19	137.9	151.0	144.4

## Retail Motor Fuel Prices — Mayo

	Self-serve		
	regular	premium	diesel
20-Apr-22	178.0	-	197.1
6-Apr-22	177.1	-	196.1
23-Mar-22	177.1	-	196.1
9-Mar-22	177.1	-	196.1
23-Feb-22	164.9	-	167.9
9-Feb-22	164.9	-	167.9
26-Jan-22	157.1	-	159.9
12-Jan-22	157.1	-	159.9
29-Dec-21	n/a	-	n/a
15-Dec-21	157.1	-	159.9
1-Dec-21	157.1	-	159.9
17-Nov-21	160.9	-	156.9
3-Nov-21	158.0	-	149.4
20-Oct-21	158.0	-	149.4
6-Oct-21	152.9	-	146.6
22-Sep-21	152.9	-	146.6
8-Sep-21	152.9	-	146.6
25-Aug-21	159.9	-	157.1
11-Aug-21	144.7	-	144.7
28-Jul-21	n/a	-	n/a
14-Jul-21	n/a	-	n/a
30-Jun-21	139.0	-	140.9
16-Jun-21	139.0	-	140.9
2-Jun-21	139.0	-	140.9
19-May-21	139.0	-	140.9
5-May-21	n/a	-	n/a
21-Apr-21	139.0	-	140.9
7-Apr-21	145.9	-	147.9
Mar '21	138.9	-	140.9
Feb '21	128.8	-	131.7
Jan '21	130.4	-	130.9
Dec '20	124.5	-	124.5
Nov '20	124.9	-	124.9
Oct '20	n/a	-	n/a
Sep '20	n/a	-	n/a
Aug '20	n/a	-	n/a
Jul '20	116.9	-	119.9
Jun '20	114.9	-	121.8
May '20	103.0	-	124.0
Apr '20	n/a	-	n/a
Mar '20	146.6	-	148.1
Feb '20	153.1	-	153.1
Jan '20	149.9	-	147.9
Dec '19	149.9	-	149.4
Nov '19	149.9	-	147.9
Oct '19	142.8	-	140.9
Sep '19	n/a	-	n/a
Aug '19	141.4	-	144.1
Jul '19	146.2	-	145.6
Jun '19	144.0	-	145.9
May '19	146.9	-	151.9
Apr '19	146.9	-	153.4

## Retail Motor Fuel Prices — Pelly Crossing & Ross River

	Pelly Crossing Self-serve		
	regular	premium	diesel
20-Apr-22	195.0	205.0	202.0
6-Apr-22	n/a	n/a	n/a
23-Mar-22	n/a	n/a	n/a
9-Mar-22	n/a	n/a	n/a
23-Feb-22	n/a	n/a	n/a
9-Feb-22	n/a	n/a	n/a
26-Jan-22	n/a	n/a	n/a
12-Jan-22	158.9	168.9	153.9

29-Dec-21	158.9	168.9	153.9
15-Dec-21	158.9	168.9	153.9
1-Dec-21	153.9	163.9	148.9
17-Nov-21	158.9	168.9	153.9
3-Nov-21	158.9	168.9	153.9
20-Oct-21	158.9	168.9	153.9
6-Oct-21	158.9	168.9	153.9
22-Sep-21	158.9	168.9	153.9
8-Sep-21	158.9	168.9	153.9
25-Aug-21	158.9	167.9	153.9
11-Aug-21	155.9	157.9	153.9
28-Jul-21	155.9	178.9	150.9
14-Jul-21	155.9	178.9	150.9
30-Jun-21	n/a	n/a	n/a
16-Jun-21	149.9	162.9	144.9
2-Jun-21	149.9	162.9	144.9
19-May-21	145.9	149.9	149.9
5-May-21	n/a	n/a	n/a
21-Apr-21	145.9	152.9	140.9
7-Apr-21	n/a	n/a	n/a

Mar '21	130.9	134.9	125.9
Feb '21	130.9	137.9	125.9
Jan '21	130.9	137.9	125.9

Dec '20	130.9	137.9	125.9
Nov '20	n/a	n/a	n/a
Oct '20	130.9	137.9	125.9
Sep '20	130.9	137.9	125.9
Aug '20	130.9	137.9	125.9
Jul '20	130.6	138.9	125.6
Jun '20	109.9	140.9	104.9
May '20	105.4	140.9	100.4
Apr '20	110.5	140.9	105.5
Mar '20	146.4	152.4	141.4
Feb '20	151.9	157.9	146.9
Jan '20	151.9	157.9	146.9

Dec '19	151.9	157.9	146.9
Nov '19	151.9	157.9	146.9
Oct '19	151.9	157.9	146.9
Sep '19	151.9	157.9	146.9
Aug '19	151.9	157.9	146.9
Jul '19	151.9	157.9	146.9
Jun '19	151.9	157.9	146.9
May '19	151.9	157.9	146.9
Apr '19	147.9	153.9	142.9

	Ross River Self-serve		
	regular	premium	diesel
20-Apr-22	199.5	-	209.9
6-Apr-22	199.5	-	209.9
23-Mar-22	199.5	-	209.9
9-Mar-22	n/a	-	n/a
23-Feb-22	174.9	-	181.8
9-Feb-22	174.9	-	181.8
26-Jan-22	169.9	-	167.9
12-Jan-22	n/a	-	n/a

29-Dec-21	n/a	-	n/a
15-Dec-21	169.9	-	167.9
1-Dec-21	169.9	-	167.9
17-Nov-21	169.9	-	167.9
3-Nov-21	164.9	-	167.9
20-Oct-21	164.9	-	154.9
6-Oct-21	164.9	-	154.9
22-Sep-21	164.9	-	154.9
8-Sep-21	164.9	-	154.9
25-Aug-21	159.9	-	154.9
11-Aug-21	159.9	-	154.9
28-Jul-21	154.9	-	152.9
14-Jul-21	154.9	-	152.9
30-Jun-21	148.9	-	155.4
16-Jun-21	148.9	-	155.4
2-Jun-21	148.9	-	155.4
19-May-21	148.9	-	155.4
5-May-21	148.9	-	155.4
21-Apr-21	144.9	-	147.9
7-Apr-21	134.9	-	135.9

Mar '21	134.9	-	135.9
Feb '21	130.4	-	128.4
Jan '21	129.9	-	126.9

Dec '20	129.9	-	125.9
Nov '20	n/a	-	n/a
Oct '20	124.9	-	122.9
Sep '20	129.9	-	119.9
Aug '20	129.9	-	119.9
Jul '20	127.6	-	127.2
Jun '20	109.9	-	121.9
May '20	102.9	-	121.9
Apr '20	121.4	-	127.4
Mar '20	148.9	-	152.4
Feb '20	150.9	-	154.4
Jan '20	152.9	-	156.9

Dec '19	152.9	-	156.4
Nov '19	152.9	-	156.4
Oct '19	154.9	-	158.4
Sep '19	154.9	-	158.4
Aug '19	154.9	-	158.4
Jul '19	153.6	-	156.7
Jun '19	150.4	-	154.9
May '19	147.9	-	153.9
Apr '19	145.4	-	152.4

## Retail Motor Fuel Prices — Stewart Crossing

	Self-Serve		
	regular	premium	diesel
20-Apr-22	189.9	200.9	209.9
6-Apr-22	189.9	200.9	209.9
23-Mar-22	189.9	200.9	209.9
9-Mar-22	189.9	200.9	209.9
23-Feb-22	169.9	180.9	172.9
9-Feb-22	169.9	180.9	172.9
26-Jan-22	169.9	180.9	172.9
12-Jan-22	165.9	176.9	164.9
29-Dec-21	165.9	176.9	164.9
15-Dec-21	165.9	176.9	164.9
1-Dec-21	165.9	176.9	164.9
17-Nov-21	165.9	176.9	164.9
3-Nov-21	165.9	176.9	164.9
20-Oct-21	165.9	176.9	164.9
6-Oct-21	165.9	176.9	156.9
22-Sep-21	165.9	176.9	156.9
8-Sep-21	165.9	176.9	156.9
25-Aug-21	165.9	176.9	156.9
11-Aug-21	165.9	176.9	156.9
28-Jul-21	n/a	n/a	n/a
14-Jul-21	159.9	170.9	156.9
30-Jun-21	n/a	n/a	n/a
16-Jun-21	154.9	165.9	152.9
2-Jun-21	154.9	165.9	152.9
19-May-21	149.9	160.9	152.9
5-May-21	149.9	160.9	152.9
21-Apr-21	149.9	160.9	152.9
7-Apr-21	149.9	160.9	152.9
Mar '21	144.9	155.9	147.9
Feb '21	n/a	n/a	n/a
Jan '21	n/a	n/a	n/a
Dec '20	n/a	n/a	n/a
Nov '20	n/a	n/a	n/a
Oct '20	n/a	n/a	n/a
Sep '20	n/a	n/a	n/a
Aug '20	n/a	n/a	n/a
Jul '20	n/a	n/a	n/a
Jun '20	124.9	130.9	129.9
May '20	n/a	n/a	n/a
Apr '20	n/a	n/a	n/a
Mar '20	n/a	n/a	n/a
Feb '20	152.9	158.9	155.9
Jan '20	152.9	158.9	155.9
Dec '19	152.9	158.9	153.4
Nov '19	152.9	158.9	150.9
Oct '19	152.9	158.9	150.9
Sep '19	152.9	158.9	150.9
Aug '19	152.9	158.9	150.9
Jul '19	152.9	158.9	151.1
Jun '19	147.9	153.9	145.9
May '19	147.9	153.9	145.9
Apr '19	147.9	148.9	149.9

## Retail Motor Fuel Prices — Teslin

	Self-serve			Full-serve
	regular	premium	diesel	propane
20-Apr-22	181.9	194.9	201.9	110.0
6-Apr-22	181.9	194.9	201.9	110.0
23-Mar-22	181.9	194.9	201.9	110.0
9-Mar-22	183.9	194.9	203.9	n/a
23-Feb-22	163.9	170.9	166.4	110.0
9-Feb-22	163.9	170.9	166.4	110.0
26-Jan-22	163.9	170.9	162.9	110.0
12-Jan-22	163.9	170.9	158.9	110.0
29-Dec-21	161.9	170.9	158.4	110.0
15-Dec-21	161.9	170.9	158.4	110.0
1-Dec-21	161.9	170.9	158.4	110.0
17-Nov-21	161.9	170.9	158.4	110.0
3-Nov-21	161.9	170.9	158.1	110.0
20-Oct-21	161.9	170.9	154.4	110.0
6-Oct-21	159.9	166.9	150.4	110.0
22-Sep-21	158.9	166.9	149.4	110.0
8-Sep-21	158.9	166.9	149.4	110.0
25-Aug-21	158.9	166.9	149.4	110.0
11-Aug-21	158.9	166.9	148.9	110.0
28-Jul-21	153.9	161.9	148.9	110.0
14-Jul-21	160.4	178.9	144.4	110.0
30-Jun-21	148.9	160.9	144.4	110.0
16-Jun-21	148.9	160.9	144.4	110.0
2-Jun-21	148.9	160.9	144.4	110.0
19-May-21	146.9	160.9	144.4	110.0
5-May-21	144.9	156.9	146.9	110.0
21-Apr-21	144.9	n/a	146.9	110.0
7-Apr-21	144.9	156.9	146.9	110.0
Mar '21	135.2	144.9	136.9	110.0
Feb '21	131.4	142.9	132.2	110.0
Jan '21	128.9	139.9	129.9	110.0
Dec '20	123.9	134.6	126.4	110.0
Nov '20	123.9	131.9	123.9	110.0
Oct '20	123.9	131.9	123.9	110.0
Sep '20	123.9	131.9	123.9	110.0
Aug '20	123.9	131.9	123.9	110.0
Jul '20	122.2	130.2	123.6	110.0
Jun '20	114.4	123.4	126.4	110.0
May '20	109.9	119.9	129.9	110.0
Apr '20	109.9	119.9	129.9	110.0
Mar '20	139.7	149.4	145.2	110.0
Feb '20	146.9	156.9	152.4	110.0
Jan '20	146.9	156.9	152.4	110.0
Dec '19	146.9	156.9	152.4	110.0
Nov '19	146.9	156.9	152.4	110.0
Oct '19	146.9	156.9	152.4	110.0
Sep '19	146.9	156.9	153.7	110.0
Aug '19	146.9	156.9	152.4	110.0
Jul '19	146.1	156.9	153.9	n/a
Jun '19	141.9	151.9	148.9	n/a
May '19	141.9	n/a	148.9	110.0
Apr '19	141.9	151.9	148.9	110.0

## Retail Motor Fuel Prices — Watson Lake

	Self-serve			Full-serve
	regular	premium	diesel	propane
20-Apr-22	178.9	189.9	195.9	160.0
6-Apr-22	178.9	189.9	195.9	160.0
23-Mar-22	175.9	182.9	195.9	160.0
9-Mar-22	175.9	182.9	195.9	160.0
23-Feb-22	158.9	171.9	160.9	130.0
9-Feb-22	158.9	171.9	160.9	130.0
26-Jan-22	158.9	171.9	160.9	120.0
12-Jan-22	153.9	164.9	155.9	120.0
29-Dec-21	153.9	164.9	152.9	120.0
15-Dec-21	153.9	164.9	152.9	120.0
1-Dec-21	153.9	164.9	152.9	120.0
17-Nov-21	153.9	164.9	152.9	120.0
3-Nov-21	153.9	164.9	152.9	120.0
20-Oct-21	153.9	164.9	152.9	120.0
6-Oct-21	153.4	159.9	151.9	120.0
22-Sep-21	153.4	159.9	151.9	120.0
8-Sep-21	153.4	159.9	151.9	120.0
25-Aug-21	153.4	159.9	151.9	120.0
11-Aug-21	150.9	156.9	151.9	120.0
28-Jul-21	150.9	156.2	151.9	120.0
14-Jul-21	147.4	156.9	148.4	120.0
30-Jun-21	143.9	151.9	144.9	120.0
16-Jun-21	143.9	151.9	144.9	120.0
2-Jun-21	143.9	151.9	144.9	113.9
19-May-21	140.9	145.9	143.9	113.9
5-May-21	135.9	145.9	139.9	113.9
21-Apr-21	135.9	145.9	139.9	113.9
7-Apr-21	132.9	142.9	136.9	113.9
Mar '21	130.9	142.9	134.9	121.0
Feb '21	122.9	n/a	125.4	112.9
Jan '21	117.9	124.9	121.4	112.9
Dec '20	113.9	124.2	116.2	112.9
Nov '20	114.4	124.4	115.4	112.9
Oct '20	113.9	123.9	114.9	112.9
Sep '20	121.9	123.9	121.2	112.9
Aug '20	128.4	123.9	127.4	n/a
Jul '20	121.9	123.9	128.2	112.9
Jun '20	118.9	123.9	128.4	112.9
May '20	104.7	109.4	116.4	112.9
Apr '20	101.4	111.0	114.5	112.9
Mar '20	129.4	138.9	131.4	112.9
Feb '20	137.9	146.9	142.4	n/a
Jan '20	139.5	149.9	146.8	112.9
Dec '19	138.6	149.9	144.1	112.9
Nov '19	139.3	149.9	144.3	112.9
Oct '19	143.5	149.9	145.7	112.9
Sep '19	141.9	146.7	144.5	110.9
Aug '19	141.7	149.2	143.5	110.9
Jul '19	141.2	149.2	142.8	110.9
Jun '19	140.2	147.9	142.6	110.9
May '19	137.5	148.9	141.3	n/a
Apr '19	135.6	147.4	142.2	109.0

# Residential Fuel Prices in Yukon

## Average Prices as of April 20, 2022

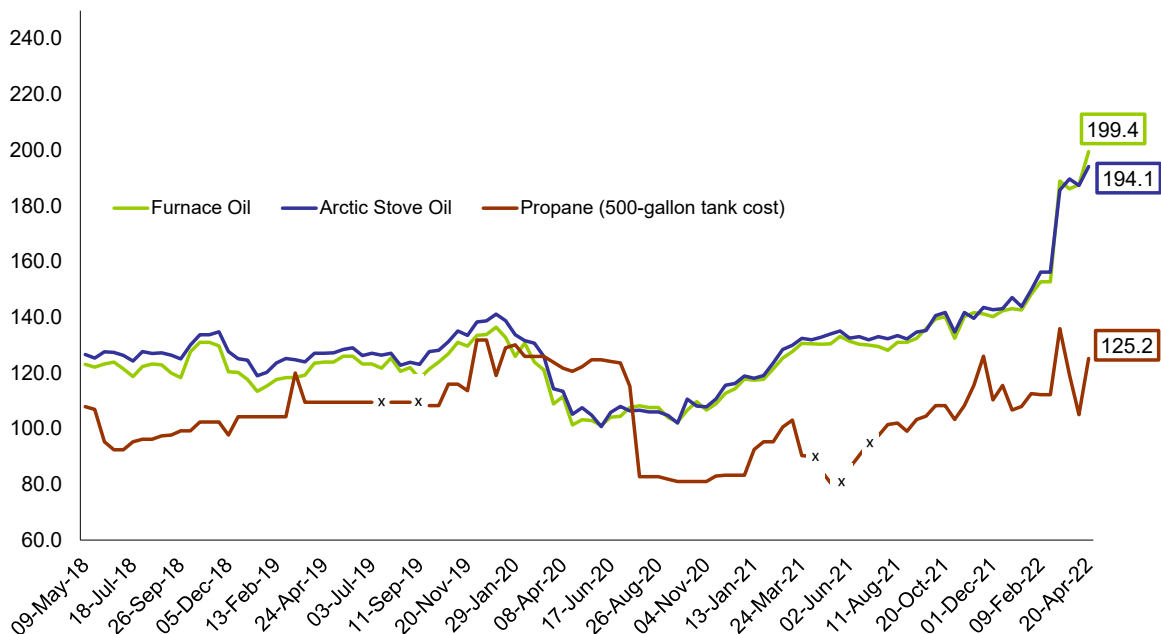
	Residential Heating Fuels			% Change April 21, 2021 to April 20, 2022		
	Furnace Oil	Arctic Stove Oil	Propane (500-gallon tank cost)	Furnace Oil	Arctic Stove Oil	Propane (500-gallon tank cost)
Whitehorse	199.4	194.1	125.2	53.0%	46.2%	n/a
Beaver Creek	195.2	202.8	-	40.6%	38.4%	-
Burwash Landing	193.6	196.2	-	41.6%	50.6%	-
Carcross	191.2	195.1	-	41.8%	41.2%	-
Carmacks	192.0	197.3	131.8	41.5%	40.6%	n/a
Dawson City	197.2	198.7	131.8	40.6%	40.1%	n/a
Destruction Bay	193.6	198.9	-	41.6%	40.1%	-
Faro	194.1	200.0	131.8	40.9%	41.1%	n/a
Haines Junction	192.0	197.3	125.2	41.5%	40.6%	n/a
Marsh Lake	191.2	195.1	-	41.8%	41.2%	-
Mayo	192.5	196.0	131.8	43.3%	39.1%	n/a
Pelly Crossing	193.3	198.9	-	41.2%	40.0%	-
Ross River	202.7	205.5	131.8	40.6%	40.5%	n/a
Stewart Crossing	193.6	196.7	-	41.1%	40.1%	-
Tagish	192.2	195.7	-	42.6%	41.6%	-
Teslin	192.3	197.4	131.8	41.7%	40.7%	n/a
Watson Lake	195.4	203.4	121.9	40.8%	38.8%	n/a

Notes: All prices are Canadian cents per litre, including all applicable taxes.  
 "-" indicates this service was not available in this community at this time.  
 "n/a" indicates this information was not available for the reporting period.

Comparing April 20, 2022 to April 21, 2021, furnace oil prices increased in all Yukon communities; the largest percentage increase was in Whitehorse (53.0%).

Arctic stove oil prices increased in all Yukon communities; the largest percentage increase was in Burwash Landing (50.6%).

**Average Residential Bi-weekly Heating Fuel Prices, Whitehorse  
 April 2018 - April 2022  
 (cents per litre)**



## Residential Heating Fuel Prices — Whitehorse

	Furnace Oil	Arctic Stove Oil	Propane (500-gallon tank cost)
20-Apr-22	199.4	194.1	125.2
06-Apr-22	187.6	187.3	105.0
23-Mar-22	186.1	189.6	119.3
09-Mar-22	188.9	185.6	135.9
23-Feb-22	152.7	156.2	112.2
09-Feb-22	152.7	156.2	112.2
26-Jan-22	148.3	149.8	112.6
12-Jan-22	142.6	143.8	108.0
29-Dec-21	143.1	147.1	106.7
15-Dec-21	142.3	143.1	115.5
01-Dec-21	140.2	142.7	110.3
17-Nov-21	141.2	143.5	126.0
03-Nov-21	141.6	139.6	115.5
20-Oct-21	140.2	141.7	108.3
06-Oct-21	139.4	140.6	108.3
22-Sep-21	136.0	135.2	104.5
08-Sep-21	132.4	134.7	103.3
25-Aug-21	131.0	132.2	99.1
11-Aug-21	131.0	133.4	102.0
28-Jul-21	128.1	132.3	101.5
14-Jul-21	129.5	133.0	97.5
30-Jun-21	130.0	131.9	94.8
16-Jun-21	130.3	133.0	n/a
02-Jun-21	131.4	132.5	85.9
19-May-21	133.1	135.1	n/a
05-May-21	130.5	134.0	80.5
21-Apr-21	130.3	132.8	n/a
07-Apr-21	130.5	131.9	90.1
Mar '21	129.2	131.2	96.7
Feb '21	123.4	126.0	98.0
Jan '21	117.6	118.6	93.9
Dec '20	114.9	116.9	83.3
Nov '20	107.8	109.2	82.0
Oct '20	108.2	109.4	81.0
Sep '20	103.2	103.4	81.5
Aug '20	107.6	106.0	82.8
Jul '20	106.7	107.0	107.2
Jun '20	102.7	103.3	124.4
May '20	103.1	106.2	123.5
Apr '20	106.4	109.3	121.2
Mar '20	115.0	120.1	124.9
Feb '20	127.3	131.2	125.9
Jan '20	131.7	137.9	126.1
Dec '19	133.7	138.5	131.8
Nov '19	130.3	134.3	114.8
Oct '19	125.4	129.7	112.2
Sep '19	119.7	125.4	108.3
Aug '19	121.3	123.3	109.5
Jul '19	123.4	126.9	109.5
Jun '19	124.6	127.6	109.5
May '19	125.0	127.8	109.5
Apr '19	123.7	127.1	109.5



## Residential Heating Fuel Prices — Beaver Creek

	Furnace Oil	Arctic Stove Oil	Propane (500-gallon tank cost)
20-Apr-22	195.2	202.8	-
06-Apr-22	195.2	202.8	-
23-Mar-22	192.3	201.4	-
09-Mar-22	192.3	201.4	-
23-Feb-22	157.7	170.0	-
09-Feb-22	157.7	170.0	-
26-Jan-22	157.7	166.1	-
12-Jan-22	149.3	158.5	-
29-Dec-21	149.3	158.5	-
15-Dec-21	149.3	158.5	-
01-Dec-21	149.3	161.1	-
17-Nov-21	149.3	161.1	-
03-Nov-21	149.3	151.3	-
20-Oct-21	145.1	149.7	-
06-Oct-21	145.1	149.7	-
22-Sep-21	145.1	149.7	-
08-Sep-21	138.8	146.5	-
25-Aug-21	138.8	146.5	-
11-Aug-21	138.8	146.5	-
28-Jul-21	n/a	151.1	-
14-Jul-21	138.8	146.5	-
30-Jun-21	n/a	151.1	-
16-Jun-21	138.8	146.5	-
02-Jun-21	138.8	146.5	-
19-May-21	138.8	146.5	-
05-May-21	138.8	146.5	-
21-Apr-21	138.8	146.5	-
07-Apr-21	144.0	149.2	-
Mar '21	140.2	136.0	-
Feb '21	136.0	141.3	-
Jan '21	129.7	131.3	-
Dec '20	127.6	130.1	-
Nov '20	117.1	120.5	-
Oct '20	114.5	118.2	-
Sep '20	111.8	115.0	-
Aug '20	111.8	115.0	-
Jul '20	n/a	n/a	-
Jun '20	n/a	n/a	-
May '20	n/a	n/a	-
Apr '20	n/a	n/a	-
Mar '20	130.0	133.1	-
Feb '20	140.4	143.6	-
Jan '20	143.9	147.1	-
Dec '19	145.7	148.8	-
Nov '19	140.4	143.6	-
Oct '19	134.7	137.8	-
Sep '19	127.3	130.5	-
Aug '19	127.3	130.5	-
Jul '19	130.9	133.4	-
Jun '19	135.0	139.2	-
May '19	135.0	139.2	-
Apr '19	133.5	137.7	-

## Residential Heating Fuel Prices — Burwash Landing

	Furnace Oil	Arctic Stove Oil	Propane (500 gallon tank cost)
20-Apr-22	193.6	196.2	-
06-Apr-22	193.6	190.0	-
23-Mar-22	190.2	193.8	-
09-Mar-22	190.2	167.6	-
23-Feb-22	155.6	150.2	-
09-Feb-22	155.6	150.2	-
26-Jan-22	155.6	150.2	-
12-Jan-22	147.2	143.4	-
29-Dec-21	147.2	150.3	-
15-Dec-21	147.2	148.7	-
01-Dec-21	147.2	148.7	-
17-Nov-21	147.2	135.5	-
03-Nov-21	147.2	135.5	-
20-Oct-21	143.0	146.1	-
06-Oct-21	143.0	146.1	-
22-Sep-21	143.0	146.1	-
08-Sep-21	136.7	130.3	-
25-Aug-21	136.7	139.8	-
11-Aug-21	136.7	130.3	-
28-Jul-21	n/a	n/a	-
14-Jul-21	136.7	127.7	-
30-Jun-21	n/a	120.8	-
16-Jun-21	136.7	139.8	-
02-Jun-21	136.7	130.3	-
19-May-21	136.7	130.3	-
05-May-21	136.7	130.3	-
21-Apr-21	136.7	130.3	-
07-Apr-21	137.4	130.7	-
Mar '21	133.9	130.9	-
Feb '21	129.7	128.5	-
Jan '21	123.4	123.8	-
Dec '20	121.3	124.4	-
Nov '20	115.0	117.5	-
Oct '20	112.4	115.5	-
Sep '20	109.7	112.9	-
Aug '20	109.7	114.2	-
Jul '20	109.7	113.8	-
Jun '20	109.7	113.6	-
May '20	109.7	114.2	-
Apr '20	112.3	115.4	-
Mar '20	127.4	134.5	-
Feb '20	137.8	139.8	-
Jan '20	141.3	141.7	-
Dec '19	143.1	143.5	-
Nov '19	137.8	139.6	-
Oct '19	132.6	135.4	-
Sep '19	125.2	131.9	-
Aug '19	125.2	133.6	-
Jul '19	127.2	131.7	-
Jun '19	131.3	134.4	-
May '19	131.3	134.4	-
Apr '19	129.7	132.9	-

## Residential Heating Fuel Prices — Carcross

	Furnace Oil	Arctic Stove Oil	Propane (500 gallon tank cost)
20-Apr-22	191.2	195.1	-
06-Apr-22	191.2	195.1	-
23-Mar-22	188.3	193.7	-
09-Mar-22	188.3	193.7	-
23-Feb-22	153.7	162.4	-
09-Feb-22	153.7	162.4	-
26-Jan-22	153.7	158.4	-
12-Jan-22	145.3	150.8	-
29-Dec-21	145.3	150.8	-
15-Dec-21	145.3	150.8	-
01-Dec-21	145.3	153.3	-
17-Nov-21	145.3	153.3	-
03-Nov-21	145.3	143.4	-
20-Oct-21	141.1	141.3	-
06-Oct-21	141.1	141.3	-
22-Sep-21	141.1	141.3	-
08-Sep-21	134.8	138.2	-
25-Aug-21	134.8	138.2	-
11-Aug-21	134.8	138.2	-
28-Jul-21	n/a	138.4	-
14-Jul-21	134.8	138.2	-
30-Jun-21	n/a	138.4	-
16-Jun-21	134.8	138.2	-
02-Jun-21	134.8	138.2	-
19-May-21	134.8	138.2	-
05-May-21	134.8	138.2	-
21-Apr-21	134.8	138.2	-
07-Apr-21	135.6	138.6	-
Mar '21	132.0	135.2	-
Feb '21	127.8	131.0	-
Jan '21	121.5	121.2	-
Dec '20	119.4	120.8	-
Nov '20	113.1	112.7	-
Oct '20	110.5	108.7	-
Sep '20	107.8	103.8	-
Aug '20	107.8	103.8	-
Jul '20	107.8	103.8	-
Jun '20	107.8	104.8	-
May '20	107.8	111.0	-
Apr '20	110.4	112.6	-
Mar '20	125.5	117.9	-
Feb '20	135.9	131.0	-
Jan '20	139.4	142.6	-
Dec '19	141.2	140.4	-
Nov '19	135.9	136.5	-
Oct '19	130.7	133.8	-
Sep '19	123.3	127.1	-
Aug '19	128.5	129.3	-
Jul '19	127.0	128.6	-
Jun '19	128.7	130.3	-
May '19	129.0	129.8	-
Apr '19	126.9	129.3	-

## Residential Heating Fuel Prices — Carmacks

	Furnace Oil	Arctic Stove Oil	Propane (500-gallon tank cost)
20-Apr-22	192.0	197.3	131.8
06-Apr-22	192.0	197.3	n/a
23-Mar-22	189.2	195.9	140.3
09-Mar-22	189.2	195.9	141.9
23-Feb-22	154.5	164.5	121.2
09-Feb-22	154.5	164.5	121.2
26-Jan-22	154.5	160.5	119.5
12-Jan-22	146.1	152.9	119.1
29-Dec-21	146.1	152.9	111.4
15-Dec-21	146.1	152.9	n/a
01-Dec-21	146.1	155.4	n/a
17-Nov-21	146.1	155.4	n/a
03-Nov-21	146.1	145.6	n/a
20-Oct-21	141.9	143.5	120.9
06-Oct-21	141.9	143.5	120.9
22-Sep-21	141.9	143.5	113.2
08-Sep-21	135.6	140.3	110.8
25-Aug-21	135.6	140.3	102.4
11-Aug-21	135.6	140.3	108.2
28-Jul-21	n/a	141.8	107.3
14-Jul-21	135.6	140.3	105.7
30-Jun-21	n/a	141.8	103.0
16-Jun-21	135.7	140.3	n/a
02-Jun-21	135.7	140.3	100.6
19-May-21	135.7	140.3	n/a
05-May-21	135.7	140.3	88.7
21-Apr-21	135.7	140.3	n/a
07-Apr-21	136.4	140.7	98.3
Mar '21	132.8	137.2	104.9
Feb '21	128.6	133.1	106.2
Jan '21	122.3	123.3	102.0
Dec '20	120.2	122.4	91.6
Nov '20	113.9	114.7	90.1
Oct '20	111.3	110.1	89.1
Sep '20	108.7	105.8	89.7
Aug '20	108.7	105.8	97.5
Jul '20	108.7	105.8	117.6
Jun '20	108.7	106.2	132.6
May '20	108.7	111.8	134.9
Apr '20	111.5	114.3	135.9
Mar '20	126.8	120.1	139.6
Feb '20	137.3	133.2	140.6
Jan '20	140.8	144.5	140.8
Dec '19	142.5	142.7	146.5
Nov '19	136.8	138.5	128.3
Oct '19	131.5	134.7	127.0
Sep '19	124.2	129.3	123.2
Aug '19	124.2	129.3	124.2
Jul '19	125.8	133.8	124.2
Jun '19	128.9	135.6	124.2
May '19	128.9	137.4	124.2
Apr '19	127.4	135.0	124.2

## Residential Heating Fuel Prices — Dawson City

	Furnace Oil	Arctic Stove Oil	Propane (500-gallon tank cost)
20-Apr-22	197.2	198.7	131.8
06-Apr-22	197.2	198.7	n/a
23-Mar-22	196.1	197.5	140.3
09-Mar-22	196.1	197.5	141.9
23-Feb-22	161.0	162.6	121.2
09-Feb-22	161.0	162.6	121.2
26-Jan-22	159.2	160.8	119.5
12-Jan-22	152.9	154.5	119.1
29-Dec-21	149.6	152.7	111.4
15-Dec-21	155.0	156.6	n/a
01-Dec-21	155.0	156.6	n/a
17-Nov-21	154.0	155.6	n/a
03-Nov-21	151.9	153.5	n/a
20-Oct-21	149.8	151.4	120.9
06-Oct-21	143.4	144.9	120.9
22-Sep-21	143.4	144.9	113.2
08-Sep-21	140.2	141.8	110.8
25-Aug-21	140.2	141.8	102.4
11-Aug-21	140.2	141.8	108.2
28-Jul-21	n/a	n/a	107.3
14-Jul-21	139.0	142.2	105.7
30-Jun-21	141.4	141.4	103.0
16-Jun-21	140.3	141.8	n/a
02-Jun-21	140.3	141.8	100.6
19-May-21	140.3	141.8	n/a
05-May-21	139.0	142.2	88.7
21-Apr-21	140.3	141.8	n/a
07-Apr-21	140.7	142.3	98.3
Mar '21	135.3	136.8	104.9
Feb '21	131.5	133.1	106.2
Jan '21	125.5	127.1	102.0
Dec '20	121.5	123.1	91.6
Nov '20	114.5	117.0	90.1
Oct '20	114.8	117.9	89.1
Sep '20	112.1	115.2	89.7
Aug '20	112.1	115.2	97.5
Jul '20	111.9	114.6	117.6
Jun '20	110.0	112.6	132.6
May '20	110.6	114.5	134.9
Apr '20	117.9	117.9	135.9
Mar '20	126.9	129.1	139.6
Feb '20	140.1	142.7	140.6
Jan '20	143.7	146.8	140.8
Dec '19	143.6	146.6	146.5
Nov '19	140.0	142.9	128.3
Oct '19	134.6	137.3	127.0
Sep '19	128.3	131.4	123.2
Aug '19	130.2	132.8	124.2
Jul '19	131.9	134.1	124.2
Jun '19	135.0	138.2	124.2
May '19	132.3	135.5	124.2
Apr '19	133.2	136.4	124.2

## Residential Heating Fuel Prices — Destruction Bay

	Furnace Oil	Arctic Stove Oil	Propane (500 gallon tank cost)
20-Apr-22	193.6	198.9	-
06-Apr-22	193.6	198.9	-
23-Mar-22	190.2	197.5	-
09-Mar-22	190.2	197.5	-
23-Feb-22	155.6	166.1	-
09-Feb-22	155.6	166.1	-
26-Jan-22	155.6	162.2	-
12-Jan-22	147.2	154.6	-
29-Dec-21	147.2	154.6	-
15-Dec-21	147.2	154.6	-
01-Dec-21	147.2	157.1	-
17-Nov-21	147.2	157.1	-
03-Nov-21	147.2	147.3	-
20-Oct-21	143.0	145.2	-
06-Oct-21	143.0	145.2	-
22-Sep-21	143.0	145.2	-
08-Sep-21	136.7	142.0	-
25-Aug-21	136.7	142.0	-
11-Aug-21	136.7	142.0	-
28-Jul-21	n/a	144.2	-
14-Jul-21	136.7	142.0	-
30-Jun-21	n/a	144.2	-
16-Jun-21	136.7	142.0	-
02-Jun-21	136.7	142.0	-
19-May-21	136.7	142.0	-
05-May-21	136.7	142.0	-
21-Apr-21	136.7	142.0	-
07-Apr-21	137.4	142.4	-
Mar '21	133.9	138.9	-
Feb '21	129.7	134.8	-
Jan '21	123.4	124.9	-
Dec '20	121.3	124.0	-
Nov '20	115.0	118.1	-
Oct '20	112.4	115.5	-
Sep '20	109.7	112.9	-
Aug '20	109.7	112.9	-
Jul '20	109.7	112.9	-
Jun '20	109.7	112.9	-
May '20	109.7	112.9	-
Apr '20	112.3	115.4	-
Mar '20	127.4	130.5	-
Feb '20	137.8	141.0	-
Jan '20	141.3	144.5	-
Dec '19	143.1	146.2	-
Nov '19	137.8	141.0	-
Oct '19	132.6	135.7	-
Sep '19	125.2	128.4	-
Aug '19	125.2	128.4	-
Jul '19	126.2	129.4	-
Jun '19	128.2	131.4	-
May '19	128.2	131.4	-
Apr '19	126.7	129.8	-

## Residential Heating Fuel Prices — Faro

	Furnace Oil	Arctic Stove Oil	Propane (500-gallon tank cost)
20-Apr-22	194.1	200.0	131.8
06-Apr-22	194.1	198.4	n/a
23-Mar-22	191.3	197.5	140.3
09-Mar-22	191.3	188.4	141.9
23-Feb-22	156.6	163.9	121.2
09-Feb-22	156.6	163.9	121.2
26-Jan-22	156.6	161.3	119.5
12-Jan-22	148.2	153.8	119.1
29-Dec-21	148.2	155.1	111.4
15-Dec-21	148.2	153.8	n/a
01-Dec-21	148.2	155.5	n/a
17-Nov-21	148.2	155.5	n/a
03-Nov-21	148.2	148.9	n/a
20-Oct-21	144.0	146.1	120.9
06-Oct-21	144.0	146.1	120.9
22-Sep-21	144.0	144.6	113.2
08-Sep-21	137.7	142.5	110.8
25-Aug-21	137.7	138.2	102.4
11-Aug-21	137.7	142.5	108.2
28-Jul-21	n/a	136.9	107.3
14-Jul-21	137.7	142.5	105.7
30-Jun-21	n/a	143.2	103.0
16-Jun-21	137.8	142.4	n/a
02-Jun-21	137.8	141.7	100.6
19-May-21	137.8	141.7	n/a
05-May-21	137.8	141.7	88.7
21-Apr-21	137.8	141.7	n/a
07-Apr-21	138.5	142.0	98.3
Mar '21	134.9	137.9	104.9
Feb '21	130.7	135.2	106.2
Jan '21	124.4	126.2	102.0
Dec '20	122.3	125.1	91.6
Nov '20	116.0	119.2	90.1
Oct '20	113.4	116.6	89.1
Sep '20	110.8	113.7	89.7
Aug '20	110.8	111.7	97.5
Jul '20	110.8	113.7	117.6
Jun '20	110.8	113.8	132.6
May '20	110.8	113.7	134.9
Apr '20	113.3	119.2	135.9
Mar '20	128.4	131.4	139.6
Feb '20	138.9	141.9	140.6
Jan '20	142.4	146.3	140.8
Dec '19	144.1	147.1	146.5
Nov '19	138.9	140.7	128.3
Oct '19	133.6	131.8	127.0
Sep '19	126.3	129.4	123.2
Aug '19	126.3	129.5	124.2
Jul '19	127.3	130.9	124.2
Jun '19	129.2	132.3	124.2
May '19	129.2	132.3	124.2
Apr '19	127.6	130.8	124.2

## Residential Heating Fuel Prices — Haines Junction

	Furnace Oil	Arctic Stove Oil	Propane (500-gallon tank cost)
20-Apr-22	192.0	197.3	125.2
06-Apr-22	192.0	197.3	n/a
23-Mar-22	189.2	195.9	140.3
09-Mar-22	189.2	195.9	141.9
23-Feb-22	154.5	164.5	121.2
09-Feb-22	154.5	164.5	121.2
26-Jan-22	154.5	160.5	119.5
12-Jan-22	146.1	152.9	119.1
29-Dec-21	146.1	152.9	111.4
15-Dec-21	146.1	152.9	n/a
01-Dec-21	146.1	155.4	n/a
17-Nov-21	146.1	155.4	n/a
03-Nov-21	146.1	145.6	n/a
20-Oct-21	141.9	143.5	120.9
06-Oct-21	141.9	143.5	120.9
22-Sep-21	141.9	143.5	113.2
08-Sep-21	135.6	140.3	110.8
25-Aug-21	135.6	140.3	102.4
11-Aug-21	135.6	140.3	108.2
28-Jul-21	n/a	142.7	107.3
14-Jul-21	135.6	140.3	105.7
30-Jun-21	n/a	141.8	103.0
16-Jun-21	135.7	140.3	n/a
02-Jun-21	135.7	140.3	100.6
19-May-21	135.7	140.3	n/a
05-May-21	135.7	140.3	88.7
21-Apr-21	135.7	140.3	n/a
07-Apr-21	136.4	140.7	98.3
Mar '21	132.8	137.2	104.9
Feb '21	128.6	133.1	106.2
Jan '21	122.3	123.3	102.0
Dec '20	120.2	122.4	91.6
Nov '20	113.9	114.7	90.1
Oct '20	111.3	110.1	89.1
Sep '20	108.7	105.8	89.7
Aug '20	108.7	105.8	97.5
Jul '20	108.7	105.8	117.6
Jun '20	108.7	106.2	132.6
May '20	108.7	111.8	134.9
Apr '20	114.9	117.7	135.9
Mar '20	133.7	123.6	139.6
Feb '20	144.1	136.6	140.6
Jan '20	140.3	144.2	140.8
Dec '19	142.0	142.4	146.5
Nov '19	136.8	138.5	128.3
Oct '19	131.5	134.7	127.0
Sep '19	124.2	127.0	123.2
Aug '19	130.3	131.1	124.2
Jul '19	127.5	129.1	124.2
Jun '19	128.1	129.7	124.2
May '19	128.1	129.7	124.2
Apr '19	124.5	127.7	124.2



## Residential Heating Fuel Prices — Marsh Lake

	Furnace Oil	Arctic Stove Oil	Propane (500 gallon tank cost)
20-Apr-22	191.2	195.1	-
06-Apr-22	191.2	193.8	-
23-Mar-22	188.3	193.8	-
09-Mar-22	188.3	193.8	-
23-Feb-22	153.7	162.4	-
09-Feb-22	153.7	162.4	-
26-Jan-22	153.7	158.4	-
12-Jan-22	145.3	150.8	-
29-Dec-21	145.3	150.8	-
15-Dec-21	145.3	150.8	-
01-Dec-21	145.3	153.3	-
17-Nov-21	145.3	153.3	-
03-Nov-21	145.3	143.4	-
20-Oct-21	141.1	141.3	-
06-Oct-21	141.1	141.3	-
22-Sep-21	141.1	141.3	-
08-Sep-21	134.8	138.2	-
25-Aug-21	134.8	138.2	-
11-Aug-21	134.8	138.2	-
28-Jul-21	n/a	138.4	-
14-Jul-21	134.8	138.2	-
30-Jun-21	n/a	138.4	-
16-Jun-21	134.8	138.2	-
02-Jun-21	134.8	138.2	-
19-May-21	134.8	138.2	-
05-May-21	134.8	138.2	-
21-Apr-21	134.8	138.2	-
07-Apr-21	135.6	138.6	-
Mar '21	132.0	135.2	-
Feb '21	127.8	131.0	-
Jan '21	121.5	121.2	-
Dec '20	119.4	120.8	-
Nov '20	113.1	112.7	-
Oct '20	110.5	108.7	-
Sep '20	107.8	103.8	-
Aug '20	107.8	103.8	-
Jul '20	107.8	103.8	-
Jun '20	107.8	104.8	-
May '20	107.8	111.0	-
Apr '20	110.4	111.8	-
Mar '20	125.5	117.9	-
Feb '20	135.9	131.0	-
Jan '20	139.4	142.6	-
Dec '19	141.2	140.4	-
Nov '19	135.9	136.5	-
Oct '19	130.7	133.8	-
Sep '19	123.3	125.9	-
Aug '19	128.5	129.3	-
Jul '19	127.0	128.6	-
Jun '19	128.7	130.3	-
May '19	129.0	129.8	-
Apr '19	126.9	129.3	-

## Residential Heating Fuel Prices — Mayo

	Furnace Oil	Arctic Stove Oil	Propane (500-gallon tank cost)
20-Apr-22	192.5	196.0	131.8
06-Apr-22	192.5	196.1	n/a
23-Mar-22	191.2	198.3	140.3
09-Mar-22	191.3	198.3	141.9
23-Feb-22	152.1	162.5	121.2
09-Feb-22	152.1	162.5	121.2
26-Jan-22	150.7	158.9	119.5
12-Jan-22	144.4	152.5	119.1
29-Dec-21	148.4	158.5	111.4
15-Dec-21	146.5	153.9	n/a
01-Dec-21	146.5	155.6	n/a
17-Nov-21	145.5	155.0	n/a
03-Nov-21	143.4	147.0	n/a
20-Oct-21	141.2	145.6	120.9
06-Oct-21	139.5	144.4	120.9
22-Sep-21	139.5	144.4	113.2
08-Sep-21	136.4	142.3	110.8
25-Aug-21	136.4	142.3	102.4
11-Aug-21	137.7	146.0	108.2
28-Jul-21	n/a	151.1	107.3
14-Jul-21	137.8	146.0	105.7
30-Jun-21	137.8	146.0	103.0
16-Jun-21	134.3	140.9	n/a
02-Jun-21	134.3	140.9	100.6
19-May-21	134.3	140.9	n/a
05-May-21	137.8	146.0	88.7
21-Apr-21	134.3	140.9	n/a
07-Apr-21	136.8	142.6	98.3
Mar '21	131.4	137.9	104.9
Feb '21	127.6	134.0	106.2
Jan '21	121.8	126.2	102.0
Dec '20	118.3	121.8	91.6
Nov '20	109.8	114.9	90.1
Oct '20	113.4	113.5	89.1
Sep '20	110.8	110.5	89.7
Aug '20	110.8	110.5	97.5
Jul '20	110.7	111.0	117.6
Jun '20	111.0	110.7	132.6
May '20	110.4	114.6	134.9
Apr '20	113.3	117.4	135.9
Mar '20	126.6	126.7	139.6
Feb '20	141.2	140.3	140.6
Jan '20	143.4	148.1	140.8
Dec '19	144.7	147.4	146.5
Nov '19	141.1	144.2	128.3
Oct '19	136.7	139.8	127.0
Sep '19	127.5	131.3	123.2
Aug '19	134.8	136.2	124.2
Jul '19	133.8	135.3	124.2
Jun '19	137.4	139.2	124.2
May '19	135.4	137.0	124.2
Apr '19	136.9	139.6	124.2

## Residential Heating Fuel Prices — Pelly Crossing

	Furnace Oil	Arctic Stove Oil	Propane (500 gallon tank cost)
20-Apr-22	193.3	198.9	-
06-Apr-22	193.3	198.9	-
23-Mar-22	190.4	197.5	-
09-Mar-22	190.4	197.5	-
23-Feb-22	155.8	166.1	-
09-Feb-22	155.8	166.1	-
26-Jan-22	155.8	162.2	-
12-Jan-22	147.4	154.7	-
29-Dec-21	147.4	154.7	-
15-Dec-21	147.4	154.7	-
01-Dec-21	147.4	157.2	-
17-Nov-21	147.4	157.2	-
03-Nov-21	147.4	147.4	-
20-Oct-21	143.2	145.3	-
06-Oct-21	143.2	145.3	-
22-Sep-21	143.2	145.3	-
08-Sep-21	136.9	142.1	-
25-Aug-21	136.9	142.1	-
11-Aug-21	136.9	142.1	-
28-Jul-21	n/a	144.2	-
14-Jul-21	136.9	142.1	-
30-Jun-21	n/a	144.2	-
16-Jun-21	136.9	142.1	-
02-Jun-21	136.9	142.1	-
19-May-21	136.9	142.1	-
05-May-21	136.9	142.1	-
21-Apr-21	136.9	142.1	-
07-Apr-21	137.7	142.5	-
Mar '21	134.1	139.0	-
Feb '21	129.9	132.9	-
Jan '21	123.6	125.0	-
Dec '20	121.5	124.0	-
Nov '20	115.2	116.4	-
Oct '20	112.6	111.9	-
Sep '20	109.9	108.0	-
Aug '20	109.9	108.0	-
Jul '20	109.9	108.0	-
Jun '20	109.9	107.9	-
May '20	109.9	113.1	-
Apr '20	112.5	115.7	-
Mar '20	127.6	122.1	-
Feb '20	138.0	135.2	-
Jan '20	141.5	146.1	-
Dec '19	143.3	144.6	-
Nov '19	138.0	141.0	-
Oct '19	132.8	135.9	-
Sep '19	125.4	131.5	-
Aug '19	134.6	135.6	-
Jul '19	128.7	134.2	-
Jun '19	130.5	135.5	-
May '19	130.5	138.9	-
Apr '19	129.3	138.0	-

## Residential Heating Fuel Prices — Ross River

	Furnace Oil	Arctic Stove Oil	Propane (500-gallon tank cost)
20-Apr-22	202.7	205.5	131.8
06-Apr-22	201.4	205.5	n/a
23-Mar-22	199.9	204.0	140.3
09-Mar-22	191.3	204.0	141.9
23-Feb-22	157.2	172.6	121.3
09-Feb-22	157.2	172.6	121.3
26-Jan-22	161.5	168.7	119.6
12-Jan-22	148.8	158.8	119.2
29-Dec-21	148.8	158.8	111.4
15-Dec-21	157.3	158.8	n/a
01-Dec-21	157.3	161.4	n/a
17-Nov-21	157.3	161.4	n/a
03-Nov-21	148.8	151.5	n/a
20-Oct-21	147.9	149.4	120.9
06-Oct-21	147.9	149.4	120.9
22-Sep-21	147.9	149.4	113.2
08-Sep-21	144.8	146.3	110.8
25-Aug-21	146.7	146.3	102.4
11-Aug-21	146.7	146.3	108.2
28-Jul-21	151.9	151.2	107.3
14-Jul-21	145.1	146.3	105.7
30-Jun-21	151.9	151.2	103.0
16-Jun-21	145.1	146.3	n/a
02-Jun-21	145.1	146.3	100.6
19-May-21	145.1	146.3	n/a
05-May-21	145.1	146.3	88.7
21-Apr-21	144.2	146.3	n/a
07-Apr-21	139.1	146.7	98.3
Mar '21	136.5	143.2	104.9
Feb '21	130.3	139.0	106.2
Jan '21	124.7	129.0	102.0
Dec '20	122.9	126.0	91.6
Nov '20	115.3	119.7	90.1
Oct '20	115.3	117.1	89.1
Sep '20	113.4	114.5	89.7
Aug '20	112.4	114.5	97.5
Jul '20	116.2	114.5	117.7
Jun '20	113.4	n/a	132.6
May '20	115.0	n/a	134.9
Apr '20	119.9	n/a	135.9
Mar '20	141.1	132.0	139.6
Feb '20	148.6	142.5	140.6
Jan '20	146.8	146.0	140.8
Dec '19	149.2	147.8	146.5
Nov '19	143.0	142.5	128.3
Oct '19	150.4	137.3	127.0
Sep '19	141.3	129.9	123.2
Aug '19	148.6	129.9	124.2
Jul '19	142.7	131.3	124.2
Jun '19	141.5	134.0	124.2
May '19	146.1	n/a	124.2
Apr '19	139.4	132.4	124.2

## Residential Heating Fuel Prices — Stewart Crossing

	Furnace Oil	Arctic Stove Oil	Propane (500-gallon tank cost)
20-Apr-22	193.6	196.7	-
06-Apr-22	193.6	196.7	-
23-Mar-22	190.8	193.9	-
09-Mar-22	190.8	193.9	-
23-Feb-22	156.1	159.3	-
09-Feb-22	156.1	159.3	-
26-Jan-22	156.1	159.3	-
12-Jan-22	147.7	150.9	-
29-Dec-21	147.7	150.9	-
15-Dec-21	147.7	150.9	-
01-Dec-21	147.7	150.9	-
17-Nov-21	147.7	150.9	-
03-Nov-21	147.7	150.9	-
20-Oct-21	143.5	146.7	-
06-Oct-21	143.5	146.7	-
22-Sep-21	143.5	146.7	-
08-Sep-21	137.2	140.4	-
25-Aug-21	137.2	140.4	-
11-Aug-21	137.2	140.4	-
28-Jul-21	n/a	n/a	-
14-Jul-21	137.2	140.4	-
30-Jun-21	n/a	n/a	-
16-Jun-21	137.2	140.4	-
02-Jun-21	137.2	140.4	-
19-May-21	137.2	140.4	-
05-May-21	137.2	140.4	-
21-Apr-21	137.2	140.4	-
07-Apr-21	138.0	141.2	-
Mar '21	134.4	137.6	-
Feb '21	130.2	133.4	-
Jan '21	123.9	127.1	-
Dec '20	121.8	125.0	-
Nov '20	115.5	118.7	-
Oct '20	112.9	116.1	-
Sep '20	110.3	113.4	-
Aug '20	110.3	113.4	-
Jul '20	110.3	113.4	-
Jun '20	110.3	113.4	-
May '20	110.3	113.4	-
Apr '20	112.8	115.9	-
Mar '20	127.9	131.0	-
Feb '20	138.3	141.5	-
Jan '20	141.8	145.0	-
Dec '19	140.1	143.2	-
Nov '19	138.3	141.5	-
Oct '19	131.1	136.2	-
Sep '19	125.7	128.9	-
Aug '19	125.7	128.9	-
Jul '19	127.2	130.4	-
Jun '19	130.3	133.5	-
May '19	130.3	133.5	-
Apr '19	128.8	131.9	-

## Residential Heating Fuel Prices — Tagish & Teslin

	Tagish		
	Furnace Oil	Arctic Stove Oil	Propane (500-gallon tank cost)
20-Apr-22	192.2	195.7	-
06-Apr-22	192.2	195.7	-
23-Mar-22	189.4	194.3	-
09-Mar-22	189.4	194.3	-
23-Feb-22	154.7	162.9	-
09-Feb-22	154.7	162.9	-
26-Jan-22	154.7	158.9	-
12-Jan-22	146.3	151.4	-
29-Dec-21	146.3	151.4	-
15-Dec-21	146.3	151.4	-
01-Dec-21	146.3	153.8	-
17-Nov-21	146.3	153.8	-
03-Nov-21	146.3	143.9	-
20-Oct-21	142.1	141.8	-
06-Oct-21	142.1	141.8	-
22-Sep-21	142.1	141.3	-
08-Sep-21	134.8	138.2	-
25-Aug-21	134.8	138.2	-
11-Aug-21	134.8	138.2	-
28-Jul-21	n/a	138.4	-
14-Jul-21	134.8	138.2	-
30-Jun-21	n/a	138.4	-
16-Jun-21	134.8	138.2	-
02-Jun-21	134.8	138.2	-
19-May-21	134.8	138.2	-
05-May-21	134.8	138.2	-
21-Apr-21	134.8	138.2	-
07-Apr-21	135.6	138.6	-
Mar '21	132.0	135.2	-
Feb '21	127.8	131.0	-
Jan '21	121.5	121.2	-
Dec '20	119.4	120.8	-
Nov '20	113.1	112.7	-
Oct '20	110.5	108.7	-
Sep '20	107.8	103.8	-
Aug '20	107.8	103.8	-
Jul '20	107.8	103.8	-
Jun '20	107.8	104.8	-
May '20	107.8	111.0	-
Apr '20	110.4	112.7	-
Mar '20	125.5	117.9	-
Feb '20	135.9	131.0	-
Jan '20	139.4	142.6	-
Dec '19	141.2	140.4	-
Nov '19	135.9	136.5	-
Oct '19	130.7	133.8	-
Sep '19	123.3	125.9	-
Aug '19	128.5	129.3	-
Jul '19	127.0	128.6	-
Jun '19	128.7	130.3	-
May '19	129.0	129.8	-
Apr '19	126.9	129.3	-

	Teslin		
	Furnace Oil	Arctic Stove Oil	Propane (500-gallon tank cost)
20-Apr-22	192.3	197.4	131.8
06-Apr-22	192.2	197.4	n/a
23-Mar-22	189.4	196.0	140.3
09-Mar-22	189.4	196.0	141.9
23-Feb-22	154.7	164.6	121.2
09-Feb-22	154.7	164.6	121.2
26-Jan-22	154.7	160.6	119.5
12-Jan-22	146.3	152.9	119.1
29-Dec-21	146.3	152.9	111.4
15-Dec-21	146.3	152.9	n/a
01-Dec-21	146.3	155.4	n/a
17-Nov-21	146.3	155.4	n/a
03-Nov-21	146.3	145.6	n/a
20-Oct-21	141.9	143.5	120.9
06-Oct-21	141.9	143.5	120.9
22-Sep-21	141.9	143.5	113.2
08-Sep-21	135.6	140.3	110.8
25-Aug-21	135.6	140.3	102.4
11-Aug-21	135.6	140.3	108.2
28-Jul-21	n/a	142.7	107.3
14-Jul-21	135.6	140.3	105.7
30-Jun-21	n/a	141.8	103.0
16-Jun-21	135.7	140.3	n/a
02-Jun-21	135.7	140.3	100.6
19-May-21	135.7	140.3	n/a
05-May-21	135.7	140.3	88.7
21-Apr-21	135.7	140.3	n/a
07-Apr-21	136.4	140.7	98.3
Mar '21	132.8	137.2	104.9
Feb '21	128.6	133.1	106.2
Jan '21	122.3	123.3	102.0
Dec '20	120.2	122.4	91.6
Nov '20	113.9	114.7	90.1
Oct '20	111.3	110.1	89.1
Sep '20	108.7	105.8	89.7
Aug '20	108.7	105.8	97.5
Jul '20	108.7	105.8	117.6
Jun '20	108.7	106.2	132.6
May '20	108.7	111.8	134.9
Apr '20	111.2	114.1	135.9
Mar '20	126.3	119.9	139.6
Feb '20	136.8	133.0	140.6
Jan '20	140.3	144.2	140.8
Dec '19	142.0	142.4	146.5
Nov '19	136.8	138.5	128.3
Oct '19	131.5	134.7	127.0
Sep '19	124.2	128.3	123.2
Aug '19	130.3	131.1	124.2
Jul '19	128.0	129.6	124.2
Jun '19	129.6	131.1	124.2
May '19	129.9	130.7	124.2
Apr '19	127.7	130.0	124.2

## Residential Heating Fuel Prices — Watson Lake

	Furnace Oil	Arctic Stove Oil	Propane (500-gallon tank cost)
20-Apr-22	195.4	203.4	121.9
06-Apr-22	195.4	203.4	n/a
23-Mar-22	192.6	202.0	130.3
09-Mar-22	192.6	202.0	131.9
23-Feb-22	157.7	170.6	121.2
09-Feb-22	157.7	170.6	121.2
26-Jan-22	157.7	166.6	119.5
12-Jan-22	149.3	159.0	119.1
29-Dec-21	149.3	159.0	111.4
15-Dec-21	149.3	159.0	n/a
01-Dec-21	149.3	161.7	n/a
17-Nov-21	149.3	161.7	n/a
03-Nov-21	149.3	151.8	n/a
20-Oct-21	145.1	149.7	120.9
06-Oct-21	145.1	149.7	120.9
22-Sep-21	145.1	149.7	113.2
08-Sep-21	138.8	146.5	110.8
25-Aug-21	138.8	146.5	102.4
11-Aug-21	138.8	146.5	108.2
28-Jul-21	n/a	151.1	107.3
14-Jul-21	138.8	146.5	105.7
30-Jun-21	n/a	151.1	103.0
16-Jun-21	138.8	146.5	n/a
02-Jun-21	138.8	146.5	100.6
19-May-21	138.8	146.5	n/a
05-May-21	138.8	146.5	88.7
21-Apr-21	138.8	146.5	n/a
07-Apr-21	139.7	147.0	98.3

	Furnace Oil	Arctic Stove Oil	Propane (500-gallon tank cost)
Mar '21	136.0	143.4	104.9
Feb '21	131.8	139.2	106.2
Jan '21	125.5	129.2	102.0

Dec '20	123.4	127.4	91.6
Nov '20	117.1	120.5	90.1
Oct '20	114.5	114.4	89.1
Sep '20	111.8	111.0	89.7
Aug '20	111.8	111.0	97.5
Jul '20	111.8	111.0	117.6
Jun '20	111.8	110.4	132.6
May '20	111.8	115.0	134.9
Apr '20	114.4	118.2	135.9
Mar '20	129.5	125.1	139.6
Feb '20	139.9	138.2	140.6
Jan '20	143.4	148.7	140.8

Dec '19	145.2	147.7	146.5
Nov '19	139.9	143.7	128.3
Oct '19	134.7	137.8	127.0
Sep '19	127.3	130.5	123.2
Aug '19	127.3	130.5	124.2
Jul '19	127.6	130.8	124.2
Jun '19	128.1	131.3	124.2
May '19	128.1	131.3	124.2
Apr '19	126.6	129.7	124.2

Next release: May 20, 2022