



Yukon Fuel Price Survey August 2023

Retail Motor Fuel Prices, by Community

| | Regular gasoline | | | Premium gasoline | | | Diesel | | | Propane | | |
|------------------|------------------|--------------------------|--------------------------|------------------|--------------------------|--------------------------|------------------|--------------------------|--------------------------|------------------|--------------------------|--------------------------|
| | --- % change --- | | | --- % change --- | | | --- % change --- | | | --- % change --- | | |
| | Price | Jul '23 to Aug '23 | Aug '22 to Aug '23 | Price | Jul '23 to Aug '23 | Aug '22 to Aug '23 | Price | Jul '23 to Aug '23 | Aug '22 to Aug '23 | Price | Jul '23 to Aug '23 | Aug '22 to Aug '23 |
| Whitehorse | 193.5 | 5.4% | 4.5% | 210.0 | 5.0% | 6.1% | 199.2 | 10.9% | -4.3% | 143.2 | 5.2% | 0.4% |
| Beaver Creek | 224.2 | 8.1% | 3.1% | 237.0 | 0.9% | 6.3% | 229.2 | 2.0% | 0.1% | ... | ... | ... |
| Burwash Landing | 197.9 | 7.6% | 4.7% | 204.9 | 7.3% | 3.0% | 202.9 | 13.4% | -2.9% | ... | ... | ... |
| Carcross | 199.9 | 3.1% | 0.0% | ... | ... | ... | 210.0 | 10.6% | -4.5% | ... | ... | ... |
| Carmacks | 207.4 | 7.0% | 7.7% | 221.9 | 1.4% | 8.0% | 210.9 | 13.0% | -7.3% | ... | ... | ... |
| Dawson City | 205.2 | 3.2% | -4.5% | 219.4 | 0.9% | -7.5% | 208.9 | 3.9% | -12.2% | 149.0 | 0.0% | 0.0% |
| Destruction Bay | 193.9 | 6.0% | 6.3% | 214.9 | 5.4% | 7.0% | 200.9 | 9.5% | -2.7% | 186.9 | 0.0% | -0.8% |
| Eagle Plains | 215.0 | 0.0% | -14.0% | ... | ... | ... | 205.0 | -2.4% | -19.6% | 144.0 | -20.0% | -20.0% |
| Faro | 204.0 | 5.2% | 3.6% | ... | ... | ... | 205.0 | 7.9% | -6.8% | ... | ... | ... |
| Haines Junction | 202.2 | 7.5% | 1.1% | 216.7 | 6.0% | -0.3% | 217.8 | 6.5% | -4.1% | ... | ... | ... |
| Jake's Corner | 193.9 | 5.4% | 4.3% | 212.9 | 5.4% | 6.0% | 199.9 | 11.1% | -4.8% | ... | ... | ... |
| Mayo | 201.4 | 5.2% | 7.5% | ... | ... | ... | 207.4 | 3.1% | -2.9% | ... | ... | ... |
| Pelly Crossing | 199.9 | 4.7% | -1.0% | 215.9 | 0.0% | -1.8% | 219.9 | -3.7% | -0.5% | ... | ... | ... |
| Ross River | 204.9 | 5.7% | 5.4% | ... | ... | ... | 204.9 | 3.8% | -10.1% | ... | ... | ... |
| Stewart Crossing | 203.9 | 5.2% | 4.1% | 221.9 | 4.7% | 5.2% | 209.9 | 10.5% | -5.0% | ... | ... | ... |
| Teslin | 192.5 | 2.9% | 1.3% | 206.9 | 0.0% | 3.0% | 194.2 | 5.0% | -9.2% | 150.5 | 0.3% | 0.3% |
| Watson Lake | 193.8 | 4.9% | -0.1% | 216.9 | 4.8% | 3.1% | 200.0 | 5.3% | -8.2% | 160.0 | 0.0% | 0.0% |

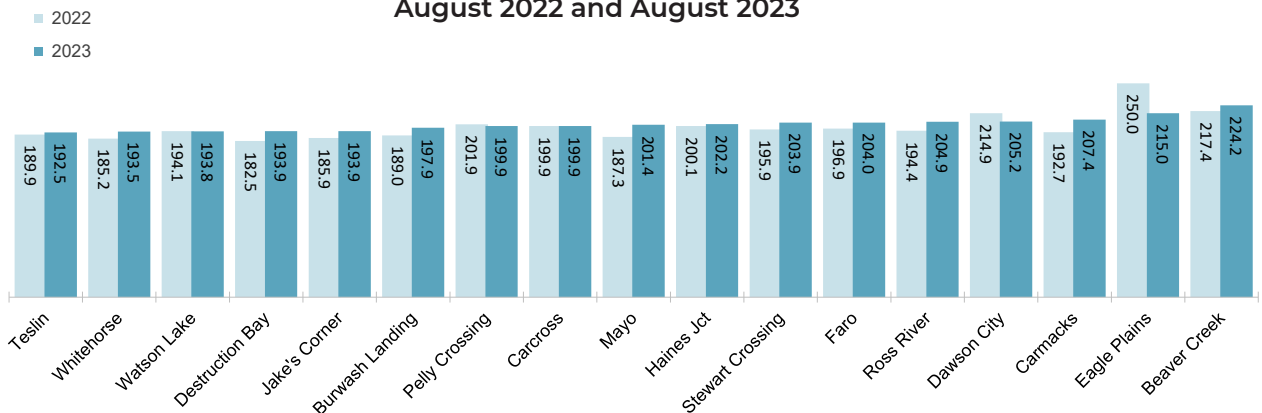
Notes to readers:

- All prices are Canadian cents per litre, including all applicable taxes.
- Communities with multiple gas stations have an average price for the reporting period.
- ... indicates this information was not available for the reporting period.
- ... indicates not applicable, or this service was not available in this community at this time.

In August 2023, average **regular self-serve** gasoline prices ranged from 192.5¢ per litre in Teslin to 224.2 per litre in Beaver Creek; a difference of 31.7¢. Comparing August 2023 to August 2022:

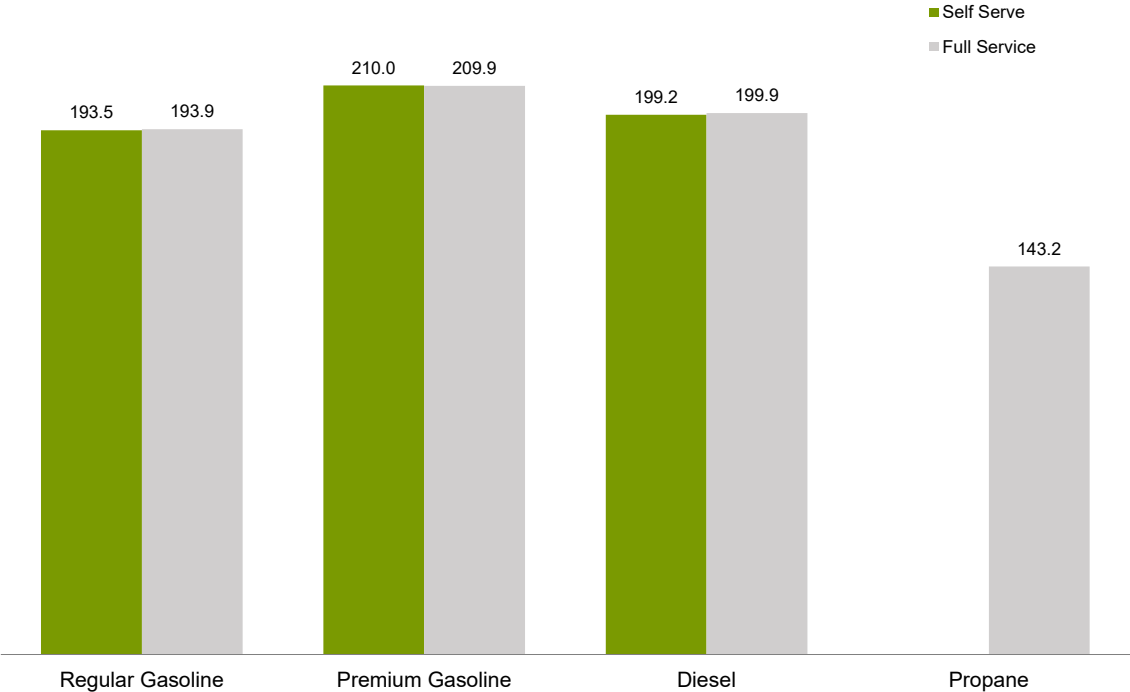
- **Regular self-serve** gasoline prices increased in all Yukon communities except Dawson City, Eagle Plains, Pelly Crossing and Watson Lake — the largest percentage increase was in Carmacks (7.7%).
- **Diesel self-serve** prices decreased in all Yukon communities except Beaver Creek — the largest percentage decrease was in Eagle Plains (19.6%).
- In communities offering **full-serve propane** fuel services, prices remained the same in Dawson City and Watson Lake; decreased in Destruction Bay and Eagle Plains; and increased in Teslin and Whitehorse.

**Average Self-Serve Regular Gasoline Prices, cents per litre,
August 2022 and August 2023**

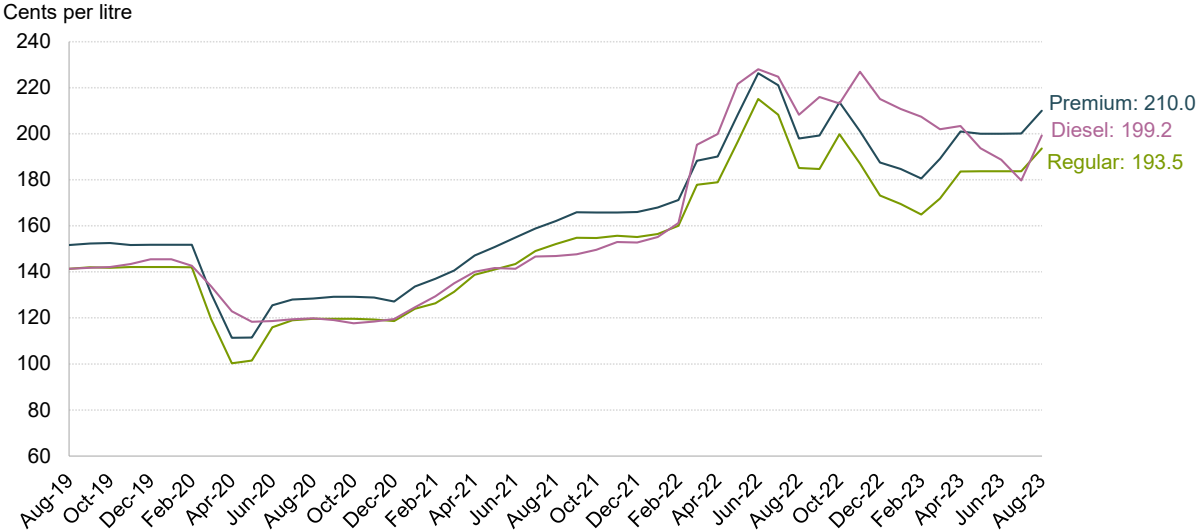


Retail Motor Fuel Prices — Whitehorse

Average Fuel Prices, August 2023
(cents per litre)



Average Self-Serve Bi-weekly Motor Fuel Prices, Whitehorse
August 2019 - August 2023



Residential Fuel Prices, by Community

| | Furnace Oil | | | Arctic Stove Oil | | | Propane (500-gallon tank) | | |
|------------------|------------------|--------------------|--------------------|------------------|--------------------|--------------------|---------------------------|--------------------|--------------------|
| | --- % change --- | | | --- % change --- | | | --- % change --- | | |
| | Price | Jul '23 to Aug '23 | Aug '22 to Aug '23 | Price | Jul '23 to Aug '23 | Aug '22 to Aug '23 | Price | Jul '23 to Aug '23 | Aug '22 to Aug '23 |
| Whitehorse | 186.8 | 10.1% | -5.2% | 185.9 | 8.0% | -6.4% | 88.2 | 7.6% | -11.3% |
| Beaver Creek | 189.5 | 9.1% | -7.4% | 195.2 | 4.7% | -10.3% | ... | ... | ... |
| Burwash Landing | 187.4 | 9.2% | -7.4% | 191.9 | 6.1% | -5.5% | ... | ... | ... |
| Carcross | 185.5 | 9.3% | -7.6% | 185.2 | 3.8% | -13.7% | ... | ... | ... |
| Carmacks | 186.4 | 9.2% | -7.5% | 187.6 | 4.0% | -15.4% | 93.6 | 7.1% | -9.8% |
| Dawson City | 191.5 | 4.3% | -7.1% | 193.1 | 4.2% | -7.0% | 93.6 | 7.1% | -9.8% |
| Destruction Bay | 187.4 | 9.2% | -7.4% | 189.4 | 4.1% | -11.1% | ... | ... | ... |
| Faro | 188.5 | 9.1% | -7.4% | 187.2 | 1.0% | -10.0% | 93.6 | 7.1% | -9.8% |
| Haines Junction | 186.4 | 9.2% | -7.5% | 187.6 | 4.0% | -11.2% | 88.2 | 7.6% | -14.9% |
| Marsh Lake | 185.5 | 9.3% | -7.6% | 185.2 | 3.8% | -11.5% | ... | ... | ... |
| Mayo | 186.3 | 4.4% | -8.6% | 191.9 | 3.6% | -9.8% | 93.6 | 7.1% | -9.8% |
| Pelly Crossing | 187.6 | 9.1% | -7.5% | 189.4 | 4.1% | -11.1% | ... | ... | ... |
| Ross River | 189.0 | 6.5% | -12.0% | 195.0 | 4.8% | -10.3% | 93.6 | 7.1% | -9.8% |
| Stewart Crossing | 188.0 | 9.2% | -7.5% | 191.1 | 9.0% | -7.3% | ... | ... | ... |
| Tagish | 185.5 | 9.3% | -7.6% | 185.2 | 3.8% | -11.5% | ... | ... | ... |
| Teslin | 186.4 | 9.2% | -7.5% | 187.6 | 4.1% | -11.2% | 88.2 | 7.6% | -14.9% |
| Watson Lake | 189.5 | 9.1% | -7.4% | 195.2 | 4.7% | -10.3% | 84.9 | 7.9% | -10.8% |

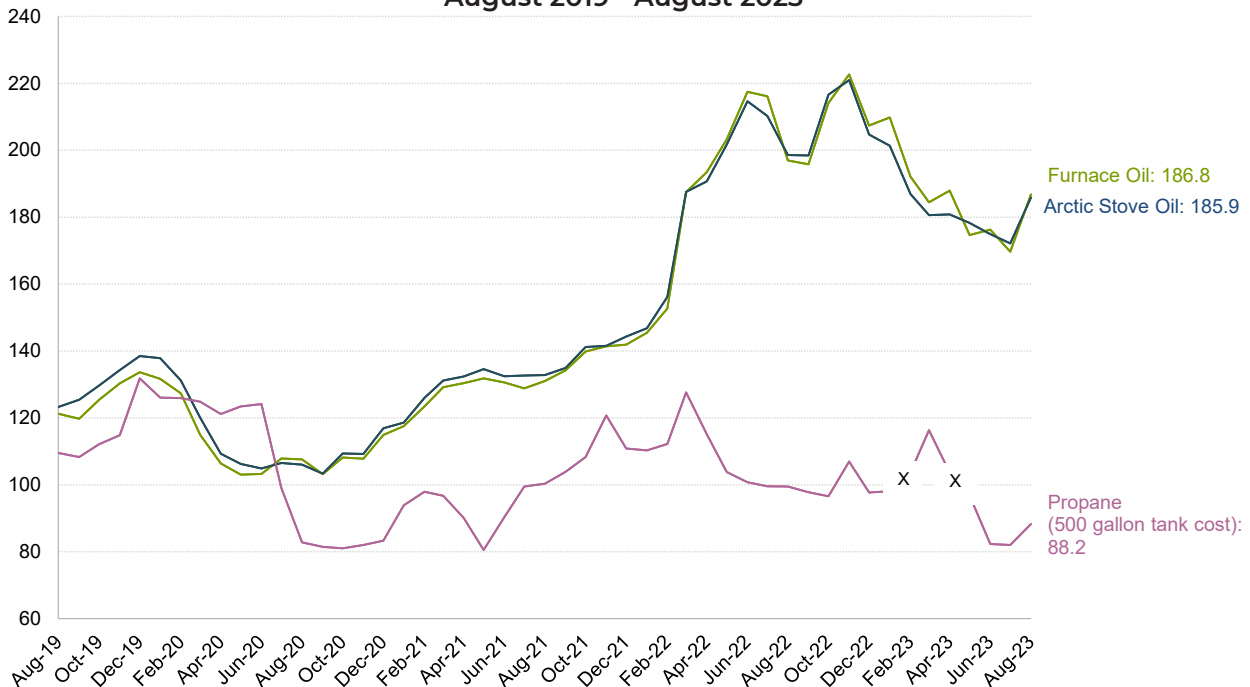
Notes to readers:

- All prices are Canadian cents per litre, including all applicable taxes.
- .. indicates this information was not available for the reporting period.
- ... indicates not applicable, or this service was not available in this community at this time.

Comparing August 2023 to August 2022:

- **Furnace oil** prices decreased in all Yukon communities — the largest percentage decrease was in Ross River (12.0%);
- **Arctic stove** oil prices decreased in all Yukon communities — the largest percentage decrease was in Carmacks (15.4%);
- **Propane** (500 gallon tank) prices decreased in all Yukon communities — the largest percentage decrease was in Haines Junction and Teslin (14.9%);

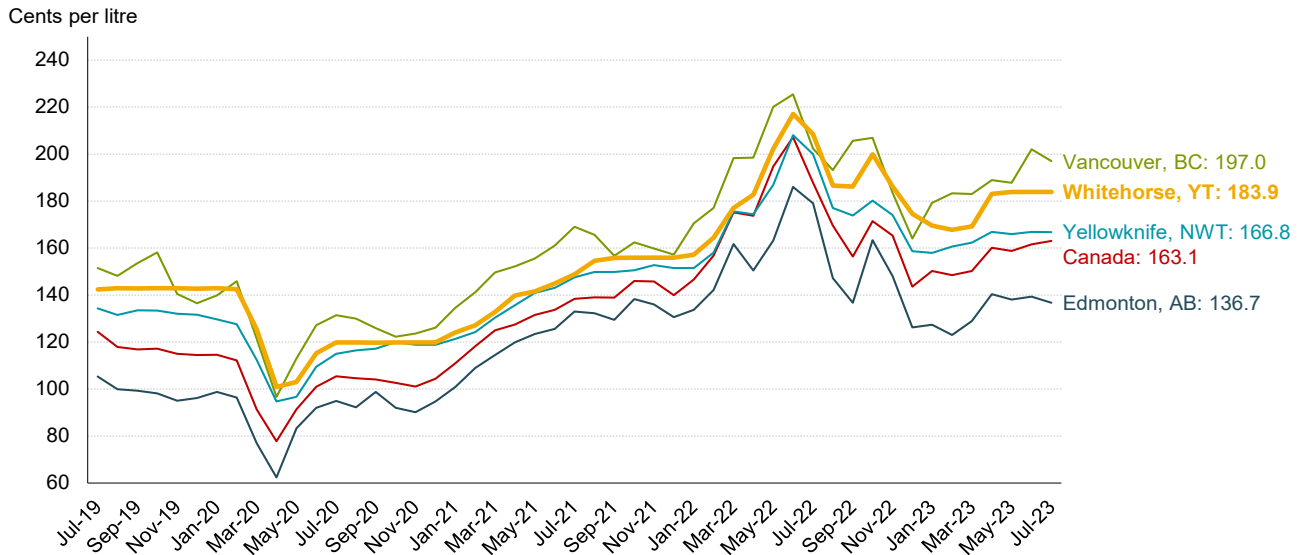
Average Residential Bi-weekly Heating Fuel Prices, Whitehorse August 2019 - August 2023



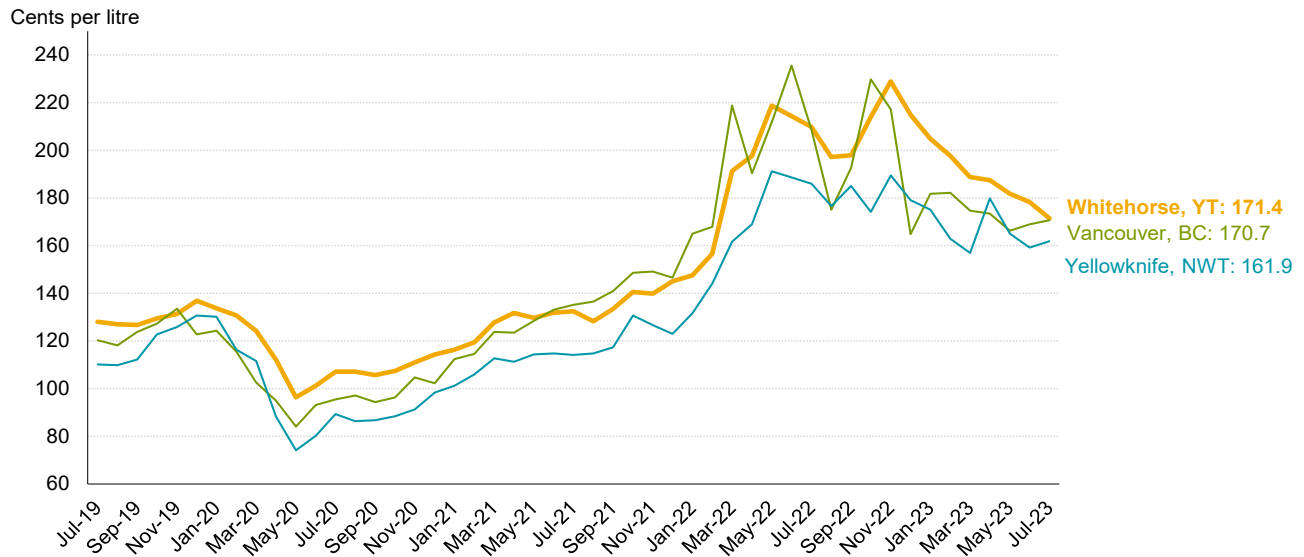
Monthly Average Retail Prices for Gasoline and Fuel Oil - by geography

The data in the following charts are sourced from Statistics Canada's data tables (Table: 18-10-0001-01).

Monthly Average Gasoline Prices, July 2019 to July 2023



Monthly Average Heating Fuel Oil Prices, July 2019 to July 2023



Source: Statistics Canada. Table 18-10-0001-01 (accessed: 2023-07-27).

Looking for detailed data?

Detailed and downloadable fuel price data is available by Yukon community on the Community Statistics website.

[View detailed fuel data](#)

Next release: September 22, 2023