



## Yukon Fuel Price Survey December 2021

### Retail Motor Fuel Prices in Yukon

	Self-serve			% Change Dec 30, 2020 to Dec 29, 2021		
	regular	premium	diesel	regular	premium	diesel
Whitehorse	155.6	166.5	153.0	31.4%	32.8%	27.4%
Beaver Creek	174.9	189.9	174.9	25.0%	22.6%	12.9%
Burwash Landing	n/a	n/a	n/a	n/a	n/a	n/a
Carcross	164.9	-	169.9	21.3%	-	25.0%
Carmacks	159.9	169.9	154.9	23.1%	21.4%	29.2%
Dawson City	169.9	178.4	172.9	33.7%	21.8%	33.5%
Destruction Bay	167.9	183.9	168.9	n/a	n/a	n/a
Eagle Plains	172.0	-	180.0	21.1%	-	28.6%
Faro	n/a	-	n/a	n/a	-	n/a
Haines Junction	160.7	170.6	158.4	30.4%	29.6%	24.8%
Jake's Corner	155.9	166.9	154.9	30.0%	32.6%	29.2%
Mayo	n/a	-	n/a	n/a	-	n/a
Pelly Crossing	158.9	168.9	153.9	21.4%	22.5%	22.2%
Ross River	n/a	-	n/a	n/a	-	n/a
Stewart Crossing	165.9	176.9	164.9	n/a	n/a	n/a
Teslin	161.9	170.9	158.4	30.7%	25.8%	22.9%
Watson Lake	153.9	164.9	152.9	35.1%	32.0%	28.6%

As of December 29, 2021, average **regular self-serve** gasoline prices ranged from 153.9¢ per litre in Watson Lake to 174.9¢ per litre in Beaver Creek; a difference of 21.0¢. In communities offering **premium self-serve** gasoline, prices ranged from 164.9¢ in Watson Lake to 189.9¢ in Beaver Creek; a difference of 25.0¢. **Diesel self-serve**, prices ranged from 152.9¢ in Watson Lake to 180.0¢ in Eagle Plains; a difference of 27.1¢ per litre.

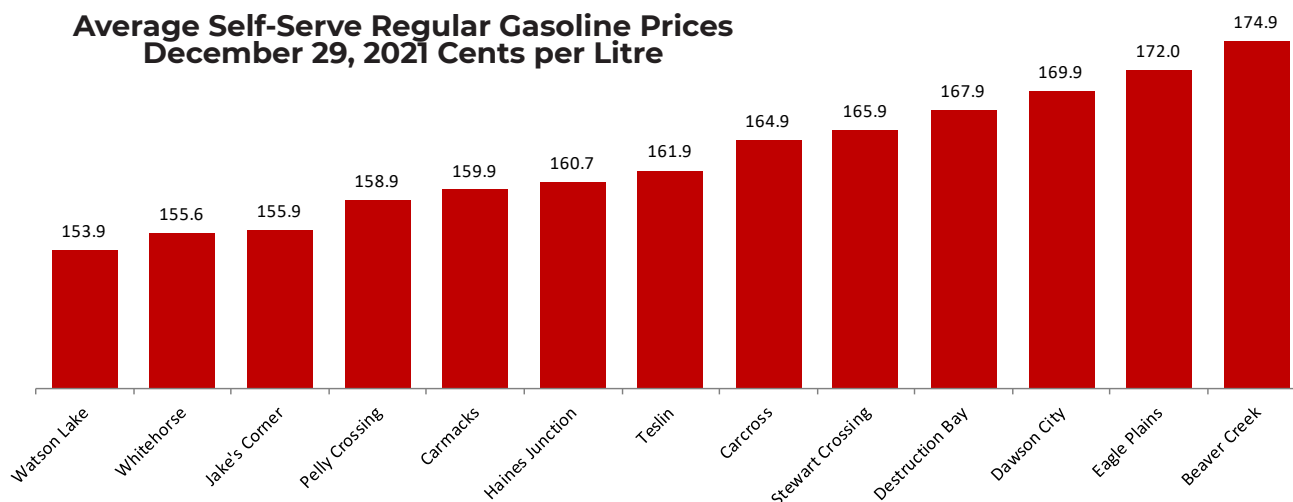
Comparing December 29, 2021 to December 30, 2020, **regular self-serve** gasoline prices increased in all Yukon communities with the largest percentage increase at Watson Lake (35.1%). **Diesel self-serve** prices increased in all Yukon communities with the largest percentage increase in Dawson City (33.5%).

	Full-serve				% Change Dec 30, 2020 to Dec 29, 2021			
	regular	premium	diesel	propane	regular	premium	diesel	propane
Whitehorse	n/a	n/a	n/a	125.9	n/a	n/a	n/a	20.0%
Dawson City	-	-	-	135.0	-	-	-	n/a
Destruction Bay	-	-	-	186.9	-	-	-	n/a
Eagle Plains	-	-	-	144.0	-	-	-	0.0%
Teslin	-	-	-	110.0	-	-	-	0.0%
Watson Lake	-	-	-	120.0	-	-	-	6.3%

In communities offering **full-serve propane** fuel services, prices ranged from 110.0¢ per litre in Teslin to 186.9 per litre in Destruction Bay; a difference of 76.9¢. Year-over-year, prices of full-serve propane increased in Whitehorse and Watson Lake; remained the same in Eagle Plains and Teslin; and were unavailable in Dawson City and Destruction Bay.

Notes:  
All prices are Canadian cents per litre, including all applicable taxes.  
"n/a" indicates this information was not available for the reporting period.  
"-" indicates this service was not available in this community at this time.

### Average Self-Serve Regular Gasoline Prices December 29, 2021 Cents per Litre



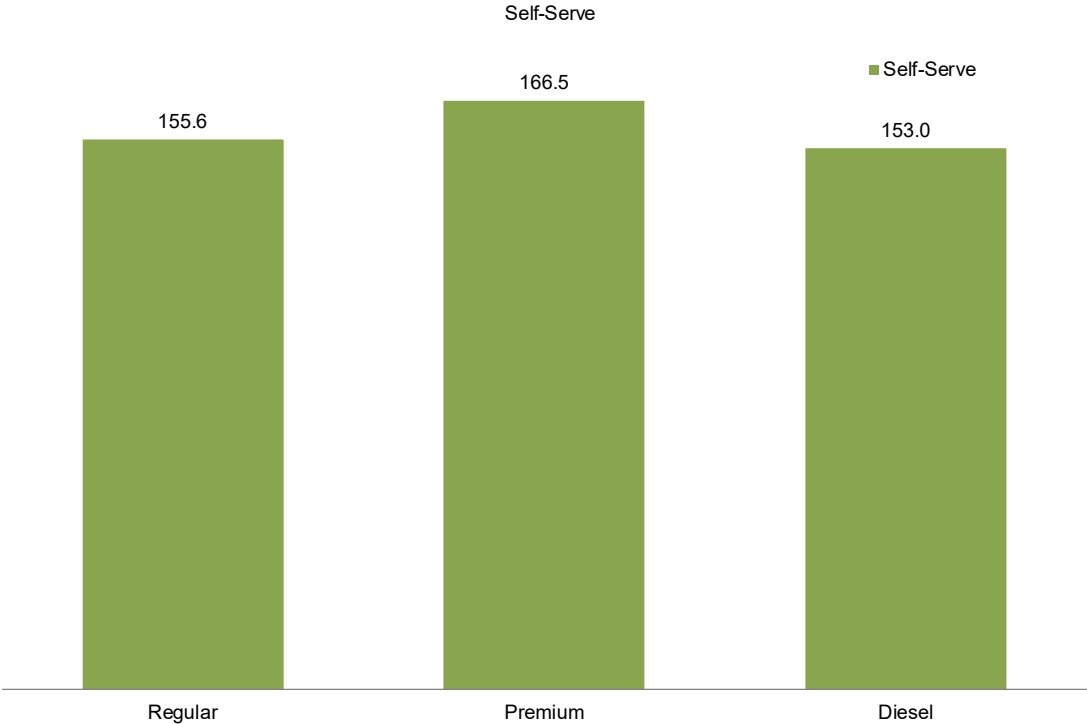
Price for Burwash Landing, Mayo, Faro and Ross River were unavailable.

## Retail Motor Fuel Prices — Whitehorse

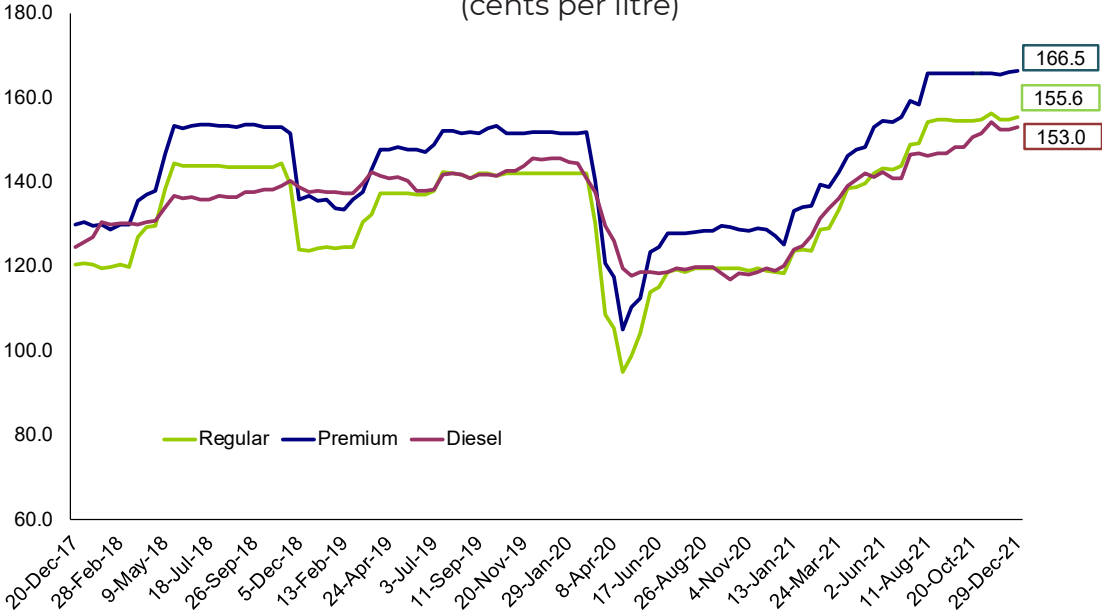
	Self-serve			Full-serve			
	regular	premium	diesel	regular	premium	diesel	propane
29-Dec-21	155.6	166.5	153.0	n/a	n/a	n/a	125.9
15-Dec-21	154.9	166.0	152.6	155.9	165.9	154.9	128.2
1-Dec-21	154.9	165.6	152.6	155.9	165.9	154.9	129.9
17-Nov-21	156.3	165.8	154.3	155.9	165.9	154.9	125.5
3-Nov-21	155.0	165.7	151.7	155.9	165.9	154.9	123.6
20-Oct-21	154.7	165.7	150.7	155.9	165.9	154.9	123.6
6-Oct-21	154.6	165.8	148.4	155.9	165.9	154.9	123.6
22-Sep-21	154.7	165.9	148.3	155.9	165.9	147.9	118.9
8-Sep-21	155.0	165.9	147.0	155.9	165.9	147.9	116.9
25-Aug-21	155.0	165.7	146.9	154.9	164.9	145.9	116.9
11-Aug-21	154.2	165.7	146.2	154.9	164.9	145.9	116.9
28-Jul-21	149.2	158.4	146.9	145.9	155.9	142.9	115.9
14-Jul-21	148.9	159.2	146.5	145.9	155.9	142.9	115.9
30-Jun-21	143.9	155.6	140.8	144.9	154.9	142.9	113.9
16-Jun-21	143.0	154.4	141.0	144.9	154.9	142.9	113.6
2-Jun-21	143.4	154.6	142.3	144.9	154.9	142.9	113.9
19-May-21	142.1	153.2	141.2	144.9	154.9	142.9	112.2
5-May-21	139.9	148.4	142.1	144.4	154.4	150.9	111.2
21-Apr-21	138.8	147.9	140.7	139.9	149.9	142.9	111.2
7-Apr-21	138.6	146.4	139.3	135.9	145.9	138.9	107.2
24-Mar-21	133.5	142.4	136.1	134.9	144.9	137.9	107.9
10-Mar-21	129.1	138.8	133.9	129.9	139.9	137.9	109.9
24-Feb-21	128.9	139.5	131.4	129.9	139.9	139.9	112.9
10-Feb-21	123.9	134.4	127.3	124.9	134.9	130.9	111.6
27-Jan-21	124.2	134.0	125.0	124.9	129.9	125.9	111.6
13-Jan-21	123.7	133.3	124.2	124.9	134.9	125.9	110.2
30-Dec-20	118.4	125.4	120.1	119.9	123.9	119.9	104.9
16-Dec-20	118.6	127.3	118.9	119.9	129.9	119.9	104.9
2-Dec-20	119.0	128.8	119.6	119.9	130.4	119.9	104.9
Nov '20	119.3	128.9	118.5	118.4	127.9	118.4	106.6
Oct '20	119.7	129.2	117.7	118.3	126.9	117.2	104.9
Sep '20	119.6	129.2	119.1	118.2	126.9	118.2	107.7
Aug '20	119.6	128.4	119.8	119.7	129.9	119.7	107.7
Jul '20	118.9	128.0	119.2	119.7	128.2	119.7	105.9
Jun '20	114.7	124.2	118.6	116.1	125.2	119.8	105.6
May '20	101.5	111.5	118.3	103.4	111.2	117.2	103.9
Apr '20	100.3	111.4	122.9	100.9	116.2	123.2	102.2
Mar '20	119.5	130.6	133.7	120.1	135.5	138.4	103.3
Feb '20	142.0	151.8	142.7	142.6	153.2	143.7	106.8
Jan '20	142.1	151.7	145.4	142.6	153.2	145.7	106.8
Dec '19	142.1	151.8	145.5	142.9	153.6	146.9	106.2
Nov '19	142.2	151.7	143.4	142.9	153.4	143.6	104.9
Oct '19	141.8	152.6	142.2	142.9	153.5	142.2	102.9
Sep '19	142.0	152.3	141.8	142.9	153.7	143.1	100.8
Aug '19	141.4	151.7	141.4	142.9	153.9	142.9	101.0
Jul '19	140.9	151.1	140.7	141.8	152.9	140.6	101.1
Jun '19	137.1	147.5	138.1	137.3	149.5	138.9	100.7
May '19	137.4	148.2	140.8	137.9	150.1	140.9	101.5
Apr '19	137.5	147.8	141.3	137.9	149.9	141.4	100.9
Mar '19	131.5	140.5	141.1	132.9	143.6	142.4	100.1
Feb '19	124.6	134.6	137.4	124.9	136.3	138.5	99.3
Jan '19	124.5	135.1	137.9	124.9	137.4	138.9	99.9
Dec '18	124.0	136.3	138.3	124.3	139.6	138.1	102.4

# Retail Motor Fuel Prices — Whitehorse

Average Fuel Prices, as of December 29, 2021  
(cents per litre)



Average Self-Serve Bi-weekly Fuel Prices,  
December 2017 - December 2021  
(cents per litre)



## Retail Motor Fuel Prices - Beaver Creek & Burwash Landing

	Beaver Creek Self-serve		
	regular	premium	diesel
29-Dec-21	174.9	189.9	174.9
15-Dec-21	174.9	189.9	174.9
1-Dec-21	174.9	189.9	174.9
17-Nov-21	174.9	189.9	174.9
3-Nov-21	174.9	189.9	174.9
20-Oct-21	174.9	189.9	174.9
6-Oct-21	174.9	189.9	174.9
22-Sep-21	169.9	184.9	174.9
8-Sep-21	172.4	184.9	171.9
25-Aug-21	172.4	184.9	171.9
11-Aug-21	168.9	176.9	171.9
28-Jul-21	162.4	176.9	171.9
14-Jul-21	162.4	176.9	171.9
30-Jun-21	155.9	174.9	169.4
16-Jun-21	161.9	174.9	169.4
2-Jun-21	154.9	174.9	169.9
19-May-21	154.9	174.9	169.9
5-May-21	154.9	174.9	169.9
21-Apr-21	154.9	174.9	169.9
7-Apr-21	154.9	174.9	169.9
24-Mar-21	154.9	174.9	169.9
10-Mar-21	139.9	159.9	169.9
24-Feb-21	139.9	159.9	159.9
10-Feb-21	139.9	159.9	159.9
27-Jan-21	139.9	159.9	159.9
13-Jan-21	139.9	154.9	154.9
30-Dec-20	139.9	154.9	154.9
16-Dec-20	n/a	n/a	n/a
2-Dec-20	154.9	165.9	165.9
Nov '20	149.9	159.9	154.9
Oct '20	147.0	159.0	154.9
Sep '20	147.4	164.0	154.9
Aug '20	149.9	159.9	154.9
Jul '20	149.9	159.9	154.9
Jun '20	144.4	159.9	154.9
May '20	138.5	159.5	154.5
Apr '20	138.5	164.5	154.5
Mar '20	153.9	169.9	169.9
Feb '20	158.9	169.9	174.9
Jan '20	158.9	169.9	174.9
Dec '19	158.9	169.9	174.9
Nov '19	157.9	169.9	165.9
Oct '19	157.1	169.5	163.8
Sep '19	157.1	165.0	160.8
Aug '19	157.2	169.9	160.9
Jul '19	157.2	169.9	160.9
Jun '19	157.2	166.4	159.8
May '19	158.9	169.9	169.9
Apr '19	154.9	169.9	169.9
Mar '19	149.9	169.9	169.9
Feb '19	147.4	169.9	169.9
Jan '19	149.9	166.6	166.6
Dec '18	154.9	169.9	169.9

	Burwash Landing Self-serve		
	regular	premium	diesel
29-Dec-21	n/a	n/a	n/a
15-Dec-21	162.0	170.0	154.9
1-Dec-21	162.0	170.0	154.9
17-Nov-21	159.9	167.9	149.9
3-Nov-21	155.9	167.9	149.9
20-Oct-21	n/a	n/a	n/a
6-Oct-21	n/a	n/a	n/a
22-Sep-21	n/a	n/a	n/a
8-Sep-21	159.9	n/a	161.0
25-Aug-21	n/a	n/a	n/a
11-Aug-21	159.9	157.9	149.9
28-Jul-21	n/a	n/a	n/a
14-Jul-21	151.9	159.9	146.9
30-Jun-21	151.9	159.9	146.9
16-Jun-21	n/a	n/a	n/a
2-Jun-21	145.9	155.9	144.9
19-May-21	145.9	155.9	144.9
5-May-21	145.9	155.9	144.9
21-Apr-21	145.9	155.9	144.9
7-Apr-21	155.9	145.9	144.9
24-Mar-21	122.2	123.2	118.3
10-Mar-21	n/a	n/a	n/a
24-Feb-21	129.9	139.9	134.9
10-Feb-21	n/a	n/a	n/a
27-Jan-21	124.0	134.0	129.0
13-Jan-21	n/a	n/a	n/a
30-Dec-20	n/a	n/a	n/a
16-Dec-20	n/a	n/a	n/a
2-Dec-20	n/a	n/a	n/a
Nov '20	126.5	136.8	122.5
Oct '20	126.5	136.8	122.5
Sep '20	n/a	n/a	n/a
Aug '20	125.9	133.1	127.3
Jul '20	126.3	133.0	124.7
Jun '20	105.9	113.9	129.9
May '20	105.9	113.9	129.9
Apr '20	n/a	n/a	n/a
Mar '20	142.9	152.9	142.9
Feb '20	142.9	n/a	n/a
Jan '20	142.9	152.9	142.9
Dec '19	142.9	152.9	142.9
Nov '19	142.9	152.9	142.9
Oct '19	142.9	152.9	142.9
Sep '19	142.9	152.9	142.9
Aug '19	142.9	152.9	142.9
Jul '19	140.4	150.4	141.4
Jun '19	132.9	142.9	139.9
May '19	132.9	142.9	139.9
Apr '19	n/a	n/a	n/a
Mar '19	126.0	136.0	138.9
Feb '19	126.0	136.0	138.9
Jan '19	133.5	144.5	138.9
Dec '18	140.9	152.9	138.9

## Retail Motor Fuel Prices — Carcross & Carmacks

	Carcross Self-serve				Carmacks Self-serve		
	regular	premium	diesel		regular	premium	diesel
29-Dec-21	164.9	-	169.9	29-Dec-21	159.9	169.9	154.9
15-Dec-21	164.9	-	169.9	15-Dec-21	169.9	179.9	167.9
1-Dec-21	164.9	-	169.9	1-Dec-21	166.9	179.9	167.9
17-Nov-21	164.9	-	169.9	17-Nov-21	166.9	179.9	167.9
3-Nov-21	164.9	-	169.9	3-Nov-21	166.9	179.9	167.9
20-Oct-21	164.9	-	157.9	20-Oct-21	165.9	176.9	161.4
6-Oct-21	164.9	-	157.9	6-Oct-21	164.9	174.4	154.9
22-Sep-21	164.9	-	157.9	22-Sep-21	164.9	173.9	154.9
8-Sep-21	164.9	-	157.9	8-Sep-21	164.9	174.4	154.9
25-Aug-21	164.9	-	157.9	25-Aug-21	164.9	172.4	154.9
11-Aug-21	164.9	-	157.9	11-Aug-21	159.9	169.9	154.9
28-Jul-21	159.9	-	157.9	28-Jul-21	157.4	166.9	154.9
14-Jul-21	159.9	-	157.9	14-Jul-21	154.9	164.4	147.9
30-Jun-21	154.9	-	157.9	30-Jun-21	154.9	164.4	147.9
16-Jun-21	154.9	-	157.9	16-Jun-21	154.9	164.4	147.9
2-Jun-21	154.9	-	157.9	2-Jun-21	154.9	164.4	147.9
19-May-21	154.9	-	157.9	19-May-21	148.9	158.9	147.9
5-May-21	148.9	-	149.9	5-May-21	148.9	158.9	147.9
21-Apr-21	148.9	-	149.9	21-Apr-21	148.9	158.9	147.9
7-Apr-21	148.9	-	149.9	7-Apr-21	144.9	154.9	145.9
24-Mar-21	148.9	-	149.9	24-Mar-21	142.9	152.9	145.9
10-Mar-21	144.9	-	145.9	10-Mar-21	136.9	146.9	139.9
24-Feb-21	144.9	-	145.9	24-Feb-21	136.9	146.9	136.9
10-Feb-21	138.9	-	144.9	10-Feb-21	129.9	139.9	136.9
27-Jan-21	138.9	-	139.9	27-Jan-21	123.7	133.2	123.7
13-Jan-21	138.9	-	139.9	13-Jan-21	129.9	139.9	129.9
30-Dec-20	135.9	-	135.9	30-Dec-20	129.9	139.9	119.9
16-Dec-20	135.9	-	135.9	16-Dec-20	129.9	139.9	119.9
2-Dec-20	135.9	-	135.9	2-Dec-20	129.9	139.9	119.9
Nov '20	135.9	-	135.9	Nov '20	129.9	139.9	119.9
Oct '20	135.9	-	129.9	Oct '20	129.9	139.9	122.4
Sep '20	129.9	-	135.4	Sep '20	129.8	139.9	124.9
Aug '20	135.9	-	129.9	Aug '20	129.9	139.9	123.5
Jul '20	134.6	-	129.9	Jul '20	131.2	139.7	118.6
Jun '20	127.9	-	129.9	Jun '20	122.4	132.4	118.9
May '20	110.9	-	129.9	May '20	108.9	118.9	121.4
Apr '20	112.9	-	129.9	Apr '20	109.9	122.4	126.9
Mar '20	148.9	-	153.9	Mar '20	138.2	148.2	149.9
Feb '20	152.9	-	157.9	Feb '20	152.9	162.9	159.9
Jan '20	152.9	-	157.9	Jan '20	152.9	162.9	165.9
Dec '19	152.9	-	157.9	Dec '19	152.9	162.9	155.9
Nov '19	152.9	-	157.9	Nov '19	152.9	162.9	155.9
Oct '19	149.9	-	154.9	Oct '19	152.9	162.9	155.9
Sep '19	149.9	-	154.9	Sep '19	152.9	162.9	155.9
Aug '19	149.9	-	154.9	Aug '19	152.9	162.9	155.9
Jul '19	149.9	-	154.9	Jul '19	152.9	162.9	155.9
Jun '19	147.9	-	154.9	Jun '19	152.9	160.4	154.9
May '19	147.9	-	154.9	May '19	152.9	160.4	154.9
Apr '19	147.9	-	154.9	Apr '19	147.2	157.2	151.9
Mar '19	139.9	-	149.9	Mar '19	134.9	144.9	146.9
Feb '19	134.9	-	149.9	Feb '19	129.9	139.9	142.4
Jan '19	134.9	-	149.9	Jan '19	129.9	139.9	144.6
Dec '18	134.9	-	149.9	Dec '18	133.4	146.7	152.2

## Retail Motor Fuel Prices — Dawson City & Destruction Bay

	Dawson City Self-serve			Full-serve propane		Destruction Bay Self-serve			Full-serve propane
	regular	premium	diesel			regular	premium	diesel	
29-Dec-21	169.9	178.4	172.9	135.0	29-Dec-21	167.9	183.9	168.9	186.9
15-Dec-21	164.6	177.4	165.2	135.0	15-Dec-21	167.9	183.9	168.9	186.9
1-Dec-21	165.9	179.9	165.2	135.0	1-Dec-21	167.9	183.9	175.9	185.0
17-Nov-21	171.1	180.9	169.9	135.0	17-Nov-21	171.9	187.9	175.9	136.9
3-Nov-21	165.7	179.9	160.3	135.0	3-Nov-21	n/a	n/a	n/a	n/a
20-Oct-21	165.7	179.9	160.3	135.0	20-Oct-21	171.9	187.9	175.9	136.9
6-Oct-21	163.6	179.9	160.6	135.0	6-Oct-21	171.9	187.9	175.9	136.9
22-Sep-21	163.6	178.9	160.6	135.0	22-Sep-21	163.9	179.9	159.9	136.9
8-Sep-21	163.1	177.9	159.4	135.0	8-Sep-21	162.9	178.9	157.9	136.9
25-Aug-21	160.8	177.4	158.6	135.0	25-Aug-21	164.9	180.9	156.9	136.9
11-Aug-21	157.7	177.4	156.2	135.0	11-Aug-21	164.9	180.9	156.9	136.9
28-Jul-21	159.9	169.9	159.9	135.0	28-Jul-21	163.9	179.9	155.9	136.9
14-Jul-21	161.4	169.9	163.4	135.0	14-Jul-21	163.9	179.9	153.9	136.9
30-Jun-21	148.2	164.4	150.4	135.0	30-Jun-21	159.9	175.9	152.9	136.9
16-Jun-21	147.7	163.4	150.4	135.0	16-Jun-21	156.9	172.9	151.9	136.9
2-Jun-21	147.7	163.4	150.4	135.0	2-Jun-21	155.9	171.9	157.9	136.9
19-May-21	144.9	165.8	147.6	n/a	19-May-21	155.9	171.9	157.9	136.9
5-May-21	150.4	159.9	152.7	135.0	5-May-21	156.9	172.9	154.9	136.9
21-Apr-21	144.2	159.9	146.4	135.0	21-Apr-21	n/a	n/a	n/a	n/a
7-Apr-21	146.9	158.4	149.2	135.0	7-Apr-21	150.9	166.9	152.9	136.9
24-Mar-21	143.2	155.9	147.1	135.0	24-Mar-21	n/a	n/a	n/a	n/a
10-Mar-21	139.2	149.5	142.7	135.0	10-Mar-21	148.9	164.9	156.9	136.9
24-Feb-21	136.8	149.7	141.6	135.0	24-Feb-21	146.9	162.9	153.9	136.9
10-Feb-21	130.6	149.5	133.3	n/a	10-Feb-21	n/a	n/a	n/a	n/a
27-Jan-21	136.2	152.0	137.7	n/a	27-Jan-21	n/a	n/a	n/a	n/a
13-Jan-21	131.8	146.7	134.2	n/a	13-Jan-21	n/a	n/a	n/a	n/a
30-Dec-20	127.1	146.5	129.5	n/a	30-Dec-20	n/a	n/a	n/a	n/a
16-Dec-20	126.5	144.9	128.8	n/a	16-Dec-20	129.9	145.9	139.9	136.9
2-Dec-20	133.2	149.9	133.1	135.0	2-Dec-20	n/a	n/a	n/a	n/a
Nov '20	131.7	149.9	131.6	135.0	Nov '20	129.9	145.9	131.9	136.9
Oct '20	140.4	149.4	140.2	130.0	Oct '20	131.9	147.9	131.4	136.9
Sep '20	140.4	148.9	139.7	125.0	Sep '20	133.9	149.9	124.9	136.9
Aug '20	140.4	148.9	139.7	125.0	Aug '20	133.9	149.9	124.9	136.9
Jul '20	133.0	148.7	133.3	125.0	Jul '20	133.9	149.9	125.9	136.9
Jun '20	124.3	144.1	128.1	n/a	Jun '20	n/a	n/a	n/a	n/a
May '20	114.6	128.3	127.0	n/a	May '20	n/a	n/a	n/a	n/a
Apr '20	117.9	121.4	144.7	n/a	Apr '20	n/a	n/a	n/a	n/a
Mar '20	143.4	147.3	147.8	n/a	Mar '20	142.9	158.9	150.9	136.9
Feb '20	149.9	156.3	157.8	n/a	Feb '20	142.9	158.9	149.9	136.9
Jan '20	150.7	158.4	164.9	n/a	Jan '20	142.9	158.9	156.9	136.9
Dec '19	152.7	164.5	158.4	135.0	Dec '19	143.9	159.9	162.9	136.9
Nov '19	155.0	164.7	160.5	135.0	Nov '19	141.9	157.9	156.9	136.9
Oct '19	154.0	164.4	153.7	135.0	Oct '19	141.9	157.9	152.9	136.9
Sep '19	158.9	164.9	155.8	135.0	Sep '19	142.4	156.4	143.9	136.9
Aug '19	155.2	166.7	152.1	135.0	Aug '19	140.9	154.9	141.9	137.9
Jul '19	154.9	167.3	154.0	135.0	Jul '19	145.9	159.6	142.9	136.9
Jun '19	155.5	167.1	156.3	135.0	Jun '19	149.9	162.9	147.9	136.9
May '19	157.4	168.4	160.9	135.0	May '19	150.9	163.9	149.9	136.9
Apr '19	150.7	168.4	155.9	n/a	Apr '19	n/a	n/a	n/a	n/a
Mar '19	141.4	158.2	154.3	n/a	Mar '19	140.9	153.9	149.9	136.9
Feb '19	138.3	153.4	150.2	n/a	Feb '19	130.9	143.9	144.9	136.9
Jan '19	136.1	151.8	148.1	n/a	Jan '19	133.6	146.6	148.6	136.9
Dec '18	139.0	169.5	151.0	n/a	Dec '18	142.9	155.9	156.9	138.5

## Retail Motor Fuel Prices — Eagle Plains & Faro

	Eagle Plains Self-Serve			Full-serve propane	Faro Self-Serve		
	regular	premium	diesel		regular	premium	diesel
29-Dec-21	172.0	-	180.0	144.0	n/a	-	n/a
15-Dec-21	172.0	-	170.0	144.0	165.9	-	164.9
1-Dec-21	172.0	-	175.0	144.0	165.9	-	164.9
17-Nov-21	180.0	-	170.0	145.0	165.9	-	164.9
3-Nov-21	172.0	-	165.0	144.0	165.9	-	164.9
20-Oct-21	172.0	-	165.0	144.0	165.9	-	164.9
6-Oct-21	174.0	-	165.0	144.0	165.9	-	164.9
22-Sep-21	165.0	-	165.0	144.0	165.9	-	156.9
8-Sep-21	165.0	-	160.0	144.0	165.9	-	156.9
25-Aug-21	165.9	-	165.0	144.0	165.9	-	156.9
11-Aug-21	165.9	-	165.0	144.0	n/a	-	n/a
28-Jul-21	165.0	-	165.0	144.0	159.9	-	156.9
14-Jul-21	160.0	-	165.0	144.0	n/a	-	n/a
30-Jun-21	160.0	-	165.0	144.0	154.9	-	152.9
16-Jun-21	160.0	-	165.0	144.0	154.9	-	152.9
2-Jun-21	n/a	-	n/a	n/a	154.9	-	152.9
19-May-21	n/a	-	n/a	n/a	149.9	-	152.9
5-May-21	150.0	-	155.0	144.0	149.9	-	152.9
21-Apr-21	n/a	-	n/a	n/a	149.9	-	152.9
7-Apr-21	150.0	-	150.0	144.0	149.9	-	152.9
24-Mar-21	150.0	-	150.0	144.0	143.9	-	147.9
10-Mar-21	140.0	-	145.0	144.0	133.9	-	139.9
24-Feb-21	140.0	-	145.0	144.0	n/a	-	n/a
10-Feb-21	140.0	-	145.0	144.0	134.9	-	139.9
27-Jan-21	142.0	-	145.0	144.0	130.9	-	134.9
13-Jan-21	142.0	-	140.0	144.0	130.9	-	134.9
30-Dec-20	142.0	-	140.0	144.0	130.9	-	134.9
16-Dec-20	142.0	-	140.0	144.0	130.9	-	134.9
2-Dec-20	142.0	-	140.0	144.0	130.9	-	129.9
Nov '20	140.0	-	145.0	144.0	130.9	-	129.9
Oct '20	140.0	-	145.0	144.0	130.9	-	125.4
Sep '20	140.0	-	145.0	144.0	130.9	-	120.9
Aug '20	140.0	-	142.5	144.0	130.9	-	120.9
Jul '20	140.0	-	145.0	144.0	132.9	-	122.9
Jun '20	155.0	-	145.0	144.0	126.9	-	120.9
May '20	170.0	-	145.0	144.0	111.4	-	120.9
Apr '20	170.0	-	145.0	144.0	114.9	-	130.9
Mar '20	170.0	-	166.0	144.0	135.9	-	147.9
Feb '20	170.0	-	166.0	144.0	153.9	-	156.9
Jan '20	170.0	-	161.0	142.7	154.9	-	157.9
Dec '19	170.0	-	161.0	142.0	154.6	-	157.6
Nov '19	170.0	-	163.5	142.0	154.3	-	157.3
Oct '19	170.0	-	161.0	144.0	154.3	-	157.3
Sep '19	170.0	-	161.0	144.0	154.3	-	157.3
Aug '19	170.0	-	163.5	144.0	154.3	-	157.3
Jul '19	170.0	-	162.7	144.0	154.3	-	157.3
Jun '19	165.0	-	160.0	140.0	149.9	-	151.9
May '19	165.0	-	160.0	140.0	153.9	-	155.9
Apr '19	165.0	-	157.5	140.0	146.9	-	150.9
Mar '19	165.0	-	155.0	140.0	135.9	-	147.4
Feb '19	165.0	-	155.0	140.0	130.9	-	145.9
Jan '19	165.0	-	155.0	140.0	130.9	-	145.9
Dec '18	155.0	-	155.0	140.0	138.4	-	152.7

## Retail Motor Fuel Prices — Haines Junction

	Self-serve		
	regular	premium	diesel
29-Dec-21	160.7	170.6	158.4
15-Dec-21	160.7	170.6	158.4
1-Dec-21	161.7	170.9	157.7
17-Nov-21	160.7	170.6	157.2
3-Nov-21	160.7	170.6	157.2
20-Oct-21	160.7	170.6	157.2
6-Oct-21	158.7	168.6	155.1
22-Sep-21	158.7	168.6	152.2
8-Sep-21	158.7	168.6	150.2
25-Aug-21	158.7	168.6	150.2
11-Aug-21	157.9	168.6	149.7
28-Jul-21	153.2	162.9	149.6
14-Jul-21	151.7	163.2	149.7
30-Jun-21	147.9	157.9	152.9
16-Jun-21	147.9	158.2	151.2
2-Jun-21	147.9	158.2	151.2
19-May-21	148.4	157.9	153.4
5-May-21	143.2	153.2	147.2
21-Apr-21	144.4	153.2	147.2
7-Apr-21	144.4	153.2	147.2
24-Mar-21	137.6	148.4	142.9
10-Mar-21	133.9	143.2	142.7
24-Feb-21	133.2	143.2	138.4
10-Feb-21	129.2	138.2	136.7
27-Jan-21	128.4	137.2	134.7
13-Jan-21	126.9	139.2	132.9
30-Dec-20	123.2	131.6	126.9
16-Dec-20	124.2	133.2	128.2
2-Dec-20	123.2	131.6	126.9
Nov '20	123.2	131.6	126.9
Oct '20	123.6	132.4	126.9
Sep '20	122.7	130.9	126.9
Aug '20	122.7	130.9	126.9
Jul '20	122.7	131.6	126.9
Jun '20	116.8	125.4	126.3
May '20	103.9	111.3	126.8
Apr '20	111.2	112.8	134.7
Mar '20	132.3	138.1	144.3
Feb '20	147.3	155.9	150.7
Jan '20	147.0	155.9	150.7
Dec '19	147.6	155.9	149.6
Nov '19	147.6	155.9	148.7
Oct '19	147.3	155.9	147.6
Sep '19	147.5	155.9	148.1
Aug '19	147.5	155.9	148.1
Jul '19	146.5	155.1	147.1
Jun '19	142.3	153.2	144.5
May '19	140.8	149.9	146.2
Apr '19	141.2	150.9	146.9
Mar '19	133.6	139.2	140.8
Feb '19	128.9	136.9	139.9
Jan '19	128.9	136.9	139.9
Dec '18	136.7	139.9	144.0



## Retail Motor Fuel Prices — Jake's Corner

	Self-serve		
	regular	premium	diesel
29-Dec-21	155.9	166.9	154.9
15-Dec-21	155.9	166.9	154.9
1-Dec-21	155.9	166.9	154.9
17-Nov-21	155.9	166.9	154.9
3-Nov-21	155.9	166.9	154.9
20-Oct-21	155.9	166.9	154.9
6-Oct-21	155.9	166.9	146.9
22-Sep-21	155.9	166.9	146.9
8-Sep-21	155.9	166.9	146.9
25-Aug-21	155.9	166.9	146.9
11-Aug-21	155.9	166.9	146.9
28-Jul-21	n/a	n/a	n/a
14-Jul-21	149.9	160.9	146.9
30-Jun-21	n/a	n/a	n/a
16-Jun-21	144.9	155.9	142.9
2-Jun-21	144.9	155.9	142.9
19-May-21	144.9	155.9	147.9
5-May-21	139.9	150.9	142.9
21-Apr-21	139.9	150.9	142.9
7-Apr-21	139.9	150.9	142.9
24-Mar-21	134.9	145.9	137.9
10-Mar-21	129.9	140.9	137.9
24-Feb-21	129.9	140.9	130.9
10-Feb-21	124.9	135.9	129.9
27-Jan-21	124.9	135.9	125.9
13-Jan-21	124.9	135.9	125.9
30-Dec-20	119.9	125.9	119.9
16-Dec-20	119.9	125.9	119.9
2-Dec-20	119.9	125.9	119.9
Nov '20	119.9	125.9	119.9
Oct '20	119.9	125.9	119.9
Sep '20	119.9	125.9	119.9
Aug '20	119.9	125.9	119.9
Jul '20	119.9	125.9	119.9
Jun '20	114.9	120.9	119.9
May '20	104.9	114.9	119.9
Apr '20	100.9	n/a	n/a
Mar '20	117.9	n/a	n/a
Feb '20	142.9	153.9	151.9
Jan '20	142.9	153.9	151.9
Dec '19	142.9	153.9	151.9
Nov '19	142.9	153.9	151.9
Oct '19	147.4	154.9	151.9
Sep '19	149.9	154.9	142.9
Aug '19	n/a	n/a	n/a
Jul '19	142.9	156.0	147.9
Jun '19	137.9	151.0	142.9
May '19	137.9	151.0	142.9
Apr '19	137.9	151.0	144.4
Mar '19	132.9	145.0	145.9
Feb '19	127.9	137.9	143.0
Jan '19	127.9	137.9	143.0
Dec '18	127.9	137.9	143.0

## Retail Motor Fuel Prices — Mayo

	Self-serve		
	regular	premium	diesel
29-Dec-21	n/a	-	n/a
15-Dec-21	157.1	-	159.9
1-Dec-21	157.1	-	159.9
17-Nov-21	160.9	-	156.9
3-Nov-21	158.0	-	149.4
20-Oct-21	158.0	-	149.4
6-Oct-21	152.9	-	146.6
22-Sep-21	152.9	-	146.6
8-Sep-21	152.9	-	146.6
25-Aug-21	159.9	-	157.1
11-Aug-21	144.7	-	144.7
28-Jul-21	n/a	-	n/a
14-Jul-21	n/a	-	n/a
30-Jun-21	139.0	-	140.9
16-Jun-21	139.0	-	140.9
2-Jun-21	139.0	-	140.9
19-May-21	139.0	-	140.9
5-May-21	n/a	-	n/a
21-Apr-21	139.0	-	140.9
7-Apr-21	145.9	-	147.9
24-Mar-21	140.9	-	143.9
10-Mar-21	136.9	-	137.9
24-Feb-21	131.9	-	135.9
10-Feb-21	125.6	-	127.5
27-Jan-21	130.9	-	131.9
13-Jan-21	129.9	-	129.9
30-Dec-20	122.8	-	122.8
16-Dec-20	122.8	-	122.8
2-Dec-20	127.9	-	127.9
Nov '20	124.9	-	124.9
Oct '20	n/a	-	n/a
Sep '20	n/a	-	n/a
Aug '20	n/a	-	n/a
Jul '20	116.9	-	119.9
Jun '20	114.9	-	121.8
May '20	103.0	-	124.0
Apr '20	n/a	-	n/a
Mar '20	146.6	-	148.1
Feb '20	153.1	-	153.1
Jan '20	149.9	-	147.9
Dec '19	149.9	-	149.4
Nov '19	149.9	-	147.9
Oct '19	142.8	-	140.9
Sep '19	n/a	-	n/a
Aug '19	141.4	-	144.1
Jul '19	146.2	-	145.6
Jun '19	144.0	-	145.9
May '19	146.9	-	151.9
Apr '19	146.9	-	153.4
Mar '19	137.9	-	149.9
Feb '19	133.9	-	144.9
Jan '19	132.2	-	143.6
Dec '18	125.8	-	139.0

## Retail Motor Fuel Prices — Pelly Crossing & Ross River

	Pelly Crossing Self-serve		
	regular	premium	diesel
29-Dec-21	158.9	168.9	153.9
15-Dec-21	158.9	168.9	153.9
1-Dec-21	153.9	163.9	148.9
17-Nov-21	158.9	168.9	153.9
3-Nov-21	158.9	168.9	153.9
20-Oct-21	158.9	168.9	153.9
6-Oct-21	158.9	168.9	153.9
22-Sep-21	158.9	168.9	153.9
8-Sep-21	158.9	168.9	153.9
25-Aug-21	158.9	167.9	153.9
11-Aug-21	155.9	157.9	153.9
28-Jul-21	155.9	178.9	150.9
14-Jul-21	155.9	178.9	150.9
30-Jun-21	n/a	n/a	n/a
16-Jun-21	149.9	162.9	144.9
2-Jun-21	149.9	162.9	144.9
19-May-21	145.9	149.9	149.9
5-May-21	n/a	n/a	n/a
21-Apr-21	145.9	152.9	140.9
7-Apr-21	n/a	n/a	n/a
24-Mar-21	130.9	134.9	125.9
10-Mar-21	n/a	n/a	n/a
24-Feb-21	130.9	137.9	125.9
10-Feb-21	130.9	n/a	125.9
27-Jan-21	130.9	n/a	125.9
13-Jan-21	130.9	137.9	125.9
30-Dec-20	130.9	137.9	125.9
16-Dec-20	n/a	n/a	n/a
2-Dec-20	n/a	n/a	n/a
Nov '20	n/a	n/a	n/a
Oct '20	130.9	137.9	125.9
Sep '20	130.9	137.9	125.9
Aug '20	130.9	137.9	125.9
Jul '20	130.6	138.9	125.6
Jun '20	109.9	140.9	104.9
May '20	105.4	140.9	100.4
Apr '20	110.5	140.9	105.5
Mar '20	146.4	152.4	141.4
Feb '20	151.9	157.9	146.9
Jan '20	151.9	157.9	146.9
Dec '19	151.9	157.9	146.9
Nov '19	151.9	157.9	146.9
Oct '19	151.9	157.9	146.9
Sep '19	151.9	157.9	146.9
Aug '19	151.9	157.9	146.9
Jul '19	151.9	157.9	146.9
Jun '19	151.9	157.9	146.9
May '19	151.9	157.9	146.9
Apr '19	147.9	153.9	142.9
Mar '19	130.9	136.9	125.9
Feb '19	130.9	136.9	125.9
Jan '19	135.1	139.6	127.9
Dec '18	140.9	146.9	135.9

	Ross River Self-serve		
	regular	premium	diesel
29-Dec-21	n/a	-	n/a
15-Dec-21	169.9	-	167.9
1-Dec-21	169.9	-	167.9
17-Nov-21	169.9	-	167.9
3-Nov-21	164.9	-	167.9
20-Oct-21	164.9	-	154.9
6-Oct-21	164.9	-	154.9
22-Sep-21	164.9	-	154.9
8-Sep-21	164.9	-	154.9
25-Aug-21	159.9	-	154.9
11-Aug-21	159.9	-	154.9
28-Jul-21	154.9	-	152.9
14-Jul-21	154.9	-	152.9
30-Jun-21	148.9	-	155.4
16-Jun-21	148.9	-	155.4
2-Jun-21	148.9	-	155.4
19-May-21	148.9	-	155.4
5-May-21	148.9	-	155.4
21-Apr-21	144.9	-	147.9
7-Apr-21	134.9	-	135.9
24-Mar-21	134.9	-	135.9
10-Mar-21	134.9	-	135.9
24-Feb-21	130.9	-	128.9
10-Feb-21	129.9	-	127.9
27-Jan-21	129.9	-	127.9
13-Jan-21	129.9	-	125.9
30-Dec-20	n/a	-	n/a
16-Dec-20	129.9	-	125.9
2-Dec-20	129.9	-	125.9
Nov '20	n/a	-	n/a
Oct '20	124.9	-	122.9
Sep '20	129.9	-	119.9
Aug '20	129.9	-	119.9
Jul '20	127.6	-	127.2
Jun '20	109.9	-	121.9
May '20	102.9	-	121.9
Apr '20	121.4	-	127.4
Mar '20	148.9	-	152.4
Feb '20	150.9	-	154.4
Jan '20	152.9	-	156.9
Dec '19	152.9	-	156.4
Nov '19	152.9	-	156.4
Oct '19	154.9	-	158.4
Sep '19	154.9	-	158.4
Aug '19	154.9	-	158.4
Jul '19	153.6	-	156.7
Jun '19	150.4	-	154.9
May '19	147.9	-	153.9
Apr '19	145.4	-	152.4
Mar '19	134.9	-	146.4
Feb '19	129.9	-	144.9
Jan '19	129.9	-	144.9
Dec '18	137.4	-	151.9

## Retail Motor Fuel Prices — Stewart Crossing

	Self-Serve		
	regular	premium	diesel
29-Dec-21	165.9	176.9	164.9
15-Dec-21	165.9	176.9	164.9
1-Dec-21	165.9	176.9	164.9
17-Nov-21	165.9	176.9	164.9
3-Nov-21	165.9	176.9	164.9
20-Oct-21	165.9	176.9	164.9
6-Oct-21	165.9	176.9	156.9
22-Sep-21	165.9	176.9	156.9
8-Sep-21	165.9	176.9	156.9
25-Aug-21	165.9	176.9	156.9
11-Aug-21	165.9	176.9	156.9
28-Jul-21	n/a	n/a	n/a
14-Jul-21	159.9	170.9	156.9
30-Jun-21	n/a	n/a	n/a
16-Jun-21	154.9	165.9	152.9
2-Jun-21	154.9	165.9	152.9
19-May-21	149.9	160.9	152.9
5-May-21	149.9	160.9	152.9
21-Apr-21	149.9	160.9	152.9
7-Apr-21	149.9	160.9	152.9
24-Mar-21	144.9	155.9	147.9
10-Mar-21	n/a	n/a	n/a
24-Feb-21	n/a	n/a	n/a
10-Feb-21	n/a	n/a	n/a
27-Jan-21	n/a	n/a	n/a
13-Jan-21	n/a	n/a	n/a
30-Dec-20	n/a	n/a	n/a
16-Dec-20	n/a	n/a	n/a
2-Dec-20	n/a	n/a	n/a
Nov '20	n/a	n/a	n/a
Oct '20	n/a	n/a	n/a
Sep '20	n/a	n/a	n/a
Aug '20	n/a	n/a	n/a
Jul '20	n/a	n/a	n/a
Jun '20	124.9	130.9	129.9
May '20	n/a	n/a	n/a
Apr '20	n/a	n/a	n/a
Mar '20	n/a	n/a	n/a
Feb '20	152.9	158.9	155.9
Jan '20	152.9	158.9	155.9
Dec '19	152.9	158.9	153.4
Nov '19	152.9	158.9	150.9
Oct '19	152.9	158.9	150.9
Sep '19	152.9	158.9	150.9
Aug '19	152.9	158.9	150.9
Jul '19	152.9	158.9	151.1
Jun '19	147.9	153.9	145.9
May '19	147.9	153.9	145.9
Apr '19	147.9	148.9	149.9
Mar '19	134.9	140.9	145.9
Feb '19	134.9	140.9	145.9
Jan '19	134.9	140.9	145.9
Dec '18	134.9	140.9	148.4

## Retail Motor Fuel Prices — Teslin

	Self-serve			Full-serve
	regular	premium	diesel	propane
29-Dec-21	161.9	170.9	158.4	110.0
15-Dec-21	161.9	170.9	158.4	110.0
1-Dec-21	161.9	170.9	158.4	110.0
17-Nov-21	161.9	170.9	158.4	110.0
3-Nov-21	161.9	170.9	158.1	110.0
20-Oct-21	161.9	170.9	154.4	110.0
6-Oct-21	159.9	166.9	150.4	110.0
22-Sep-21	158.9	166.9	149.4	110.0
8-Sep-21	158.9	166.9	149.4	110.0
25-Aug-21	158.9	166.9	149.4	110.0
11-Aug-21	158.9	166.9	148.9	110.0
28-Jul-21	153.9	161.9	148.9	110.0
14-Jul-21	160.4	178.9	144.4	110.0
30-Jun-21	148.9	160.9	144.4	110.0
16-Jun-21	148.9	160.9	144.4	110.0
2-Jun-21	148.9	160.9	144.4	110.0
19-May-21	146.9	160.9	144.4	110.0
5-May-21	144.9	156.9	146.9	110.0
21-Apr-21	144.9	n/a	146.9	110.0
7-Apr-21	144.9	156.9	146.9	110.0
24-Mar-21	138.9	149.9	141.9	110.0
10-Mar-21	131.4	139.9	131.9	110.0
24-Feb-21	133.9	145.9	134.4	110.0
10-Feb-21	128.9	139.9	129.9	110.0
27-Jan-21	128.9	139.9	129.9	110.0
13-Jan-21	128.9	139.9	129.9	110.0
30-Dec-20	123.9	135.9	128.9	110.0
16-Dec-20	123.9	135.9	126.4	110.0
2-Dec-20	123.9	131.9	123.9	110.0
Nov '20	123.9	131.9	123.9	110.0
Oct '20	123.9	131.9	123.9	110.0
Sep '20	123.9	131.9	123.9	110.0
Aug '20	123.9	131.9	123.9	110.0
Jul '20	122.2	130.2	123.6	110.0
Jun '20	114.4	123.4	126.4	110.0
May '20	109.9	119.9	129.9	110.0
Apr '20	109.9	119.9	129.9	110.0
Mar '20	139.7	149.4	145.2	110.0
Feb '20	146.9	156.9	152.4	110.0
Jan '20	146.9	156.9	152.4	110.0
Dec '19	146.9	156.9	152.4	110.0
Nov '19	146.9	156.9	152.4	110.0
Oct '19	146.9	156.9	152.4	110.0
Sep '19	146.9	156.9	153.7	110.0
Aug '19	146.9	156.9	152.4	110.0
Jul '19	146.1	156.9	153.9	n/a
Jun '19	141.9	151.9	148.9	n/a
May '19	141.9	n/a	148.9	110.0
Apr '19	141.9	151.9	148.9	110.0
Mar '19	135.2	n/a	146.4	110.0
Feb '19	129.4	n/a	141.3	110.0
Jan '19	132.2	142.9	144.2	110.0
Dec '18	129.7	137.4	141.7	110.0

## Retail Motor Fuel Prices — Watson Lake

	Self-serve			Full-serve
	regular	premium	diesel	propane
29-Dec-21	153.9	164.9	152.9	120.0
15-Dec-21	153.9	164.9	152.9	120.0
1-Dec-21	153.9	164.9	152.9	120.0
17-Nov-21	153.9	164.9	152.9	120.0
3-Nov-21	153.9	164.9	152.9	120.0
20-Oct-21	153.9	164.9	152.9	120.0
6-Oct-21	153.4	159.9	151.9	120.0
22-Sep-21	153.4	159.9	151.9	120.0
8-Sep-21	153.4	159.9	151.9	120.0
25-Aug-21	153.4	159.9	151.9	120.0
11-Aug-21	150.9	156.9	151.9	120.0
28-Jul-21	150.9	156.2	151.9	120.0
14-Jul-21	147.4	156.9	148.4	120.0
30-Jun-21	143.9	151.9	144.9	120.0
16-Jun-21	143.9	151.9	144.9	120.0
2-Jun-21	143.9	151.9	144.9	113.9
19-May-21	140.9	145.9	143.9	113.9
5-May-21	135.9	145.9	139.9	113.9
21-Apr-21	135.9	145.9	139.9	113.9
7-Apr-21	132.9	142.9	136.9	113.9
24-Mar-21	132.9	142.9	136.9	129.0
10-Mar-21	128.9	n/a	132.9	112.9
24-Feb-21	123.9	n/a	126.9	112.9
10-Feb-21	121.9	n/a	123.9	112.9
27-Jan-21	121.9	n/a	123.9	112.9
13-Jan-21	113.9	124.9	118.9	112.9
30-Dec-20	113.9	124.9	118.9	112.9
16-Dec-20	113.9	123.9	114.9	112.9
2-Dec-20	113.9	123.9	114.9	112.9
Nov '20	114.4	124.4	115.4	112.9
Oct '20	113.9	123.9	114.9	112.9
Sep '20	121.9	123.9	121.2	112.9
Aug '20	128.4	123.9	127.4	n/a
Jul '20	121.9	123.9	128.2	112.9
Jun '20	118.9	123.9	128.4	112.9
May '20	104.7	109.4	116.4	112.9
Apr '20	101.4	111.0	114.5	112.9
Mar '20	129.4	138.9	131.4	112.9
Feb '20	137.9	146.9	142.4	n/a
Jan '20	139.5	149.9	146.8	112.9
Dec '19	138.6	149.9	144.1	112.9
Nov '19	139.3	149.9	144.3	112.9
Oct '19	143.5	149.9	145.7	112.9
Sep '19	141.9	146.7	144.5	110.9
Aug '19	141.7	149.2	143.5	110.9
Jul '19	141.2	149.2	142.8	110.9
Jun '19	140.2	147.9	142.6	110.9
May '19	137.5	148.9	141.3	n/a
Apr '19	135.6	147.4	142.2	109.0
Mar '19	126.4	138.4	140.2	110.9
Feb '19	122.9	134.9	136.9	110.9
Jan '19	122.6	134.9	136.3	110.9
Dec '18	125.0	134.9	138.1	110.9

# Residential Fuel Prices in Yukon

## Average Prices as of December 29, 2021

	Residential Heating Fuels			% Change December 30, 2020 to December 29, 2021		
	Furnace Oil	Arctic Stove Oil	Propane (500-gallon tank cost)	Furnace Oil	Arctic Stove Oil	Propane (500-gallon tank cost)
Whitehorse	143.1	147.1	106.7	21.5%	23.7%	28.1%
Beaver Creek	149.3	158.5	-	15.1%	20.2%	-
Burwash Landing	147.2	150.3	-	19.3%	18.8%	-
Carcross	145.3	150.8	-	19.6%	24.4%	-
Carmacks	146.1	152.9	111.4	19.5%	23.9%	21.7%
Dawson City	149.6	152.7	111.4	20.3%	21.3%	21.7%
Destruction Bay	147.2	154.6	-	19.3%	23.6%	-
Faro	148.2	155.1	111.4	19.1%	23.1%	21.7%
Haines Junction	146.1	152.9	111.4	19.5%	23.9%	21.7%
Marsh Lake	145.3	150.8	-	19.6%	24.3%	-
Mayo	148.4	158.5	111.4	22.4%	26.5%	21.7%
Pelly Crossing	147.4	154.7	-	19.3%	23.6%	-
Ross River	148.8	158.8	111.4	19.0%	24.0%	21.7%
Stewart Crossing	147.7	150.9	-	19.2%	18.7%	-
Tagish	146.3	151.4	-	20.4%	24.8%	-
Teslin	146.3	152.9	111.4	19.6%	23.9%	21.7%
Watson Lake	149.3	159.0	111.4	19.0%	22.8%	21.7%

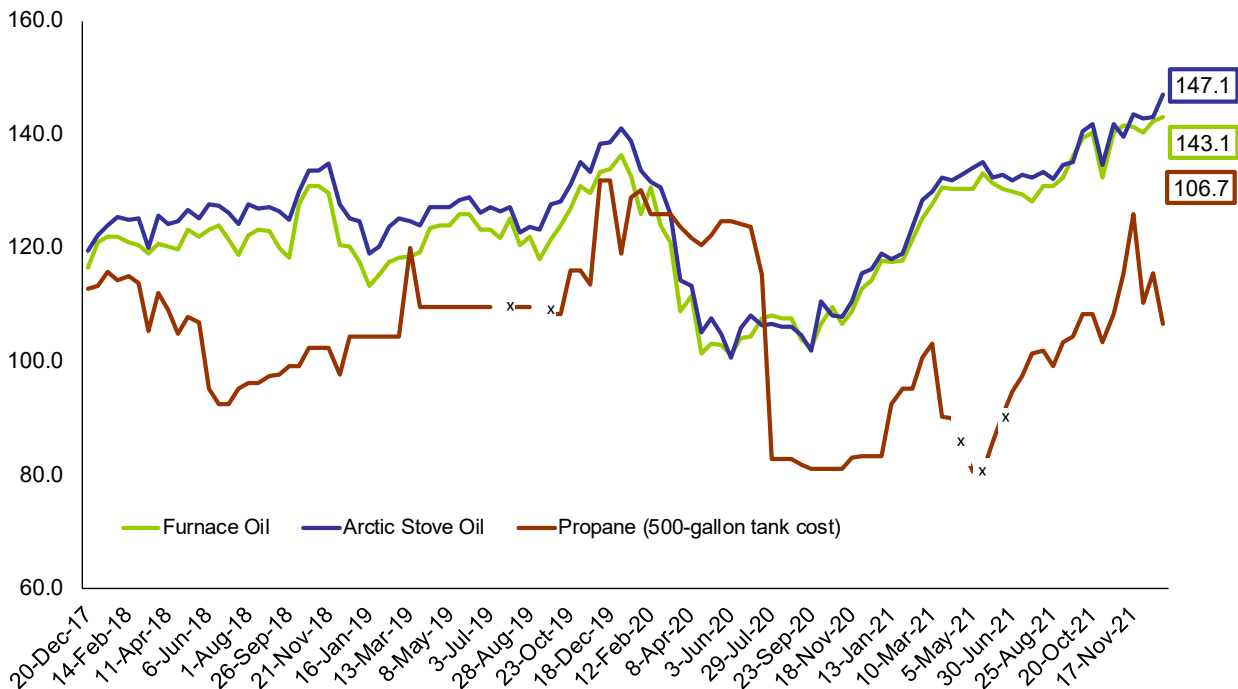
Notes: All prices are Canadian cents per litre, including all applicable taxes.  
 "-" indicates this service was not available in this community at this time.  
 "n/a" indicates this information was not available for the reporting period.

Comparing December 29, 2021 to December 30, 2020, furnace oil prices increased in all Yukon communities; the largest percentage increase was in Mayo (22.4%).

Arctic stove oil prices increased in all Yukon communities; the largest percentage increases was in Mayo (26.5%).

Increases were reported for prices of propane (500 gallon tank) in all Yukon communities. Prices in all reporting communities outside of Whitehorse increased by 21.7%; Whitehorse prices increased by 28.1%.

**Average Residential Bi-weekly Heating Fuel Prices, Whitehorse  
 December 2017 - December 2021  
 (cents per litre)**



## Residential Heating Fuel Prices — Whitehorse

	Furnace Oil	Arctic Stove Oil	Propane (500-gallon tank cost)
29-Dec-21	143.1	147.1	106.7
15-Dec-21	142.3	143.1	115.5
1-Dec-21	140.2	142.7	110.3
17-Nov-21	141.2	143.5	126.0
3-Nov-21	141.6	139.6	115.5
20-Oct-21	140.2	141.7	108.3
6-Oct-21	139.4	140.6	108.3
22-Sep-21	136.0	135.2	104.5
8-Sep-21	132.4	134.7	103.3
25-Aug-21	131.0	132.2	99.1
11-Aug-21	131.0	133.4	102.0
28-Jul-21	128.1	132.3	101.5
14-Jul-21	129.5	133.0	97.5
30-Jun-21	130.0	131.9	94.8
16-Jun-21	130.3	133.0	n/a
2-Jun-21	131.4	132.5	85.9
19-May-21	133.1	135.1	n/a
5-May-21	130.5	134.0	80.5
21-Apr-21	130.3	132.8	n/a
7-Apr-21	130.5	131.9	90.1
24-Mar-21	130.6	132.4	90.3
10-Mar-21	127.7	129.9	103.1
24-Feb-21	125.3	128.4	100.6
10-Feb-21	121.5	123.6	95.3
27-Jan-21	117.7	119.1	95.3
13-Jan-21	117.4	118.1	92.5
30-Dec-20	117.8	118.9	83.3
16-Dec-20	114.3	116.2	83.3
2-Dec-20	112.7	115.6	83.3
Nov '20	107.8	109.2	82.0
Oct '20	108.2	109.4	81.0
Sep '20	103.2	103.4	81.5
Aug '20	107.6	106.0	82.8
Jul '20	106.7	107.0	107.2
Jun '20	102.7	103.3	124.4
May '20	103.1	106.2	123.5
Apr '20	106.4	109.3	121.2
Mar '20	115.0	120.1	124.9
Feb '20	127.3	131.2	125.9
Jan '20	131.7	137.9	126.1
Dec '19	133.7	138.5	131.8
Nov '19	130.3	134.3	114.8
Oct '19	125.4	129.7	112.2
Sep '19	119.7	125.4	108.3
Aug '19	121.3	123.3	109.5
Jul '19	123.4	126.9	109.5
Jun '19	124.6	127.6	109.5
May '19	125.0	127.8	109.5
Apr '19	123.7	127.1	109.5
Mar '19	118.8	124.4	114.8
Feb '19	118.0	124.4	104.3
Jan '19	115.4	121.3	104.3
Dec '18	120.3	126.4	101.0



## Residential Heating Fuel Prices — Beaver Creek

	Furnace Oil	Arctic Stove Oil	Propane (500-gallon tank cost)
29-Dec-21	149.3	158.5	-
15-Dec-21	149.3	158.5	-
1-Dec-21	149.3	161.1	-
17-Nov-21	149.3	161.1	-
3-Nov-21	149.3	151.3	-
20-Oct-21	145.1	149.7	-
6-Oct-21	145.1	149.7	-
22-Sep-21	145.1	149.7	-
8-Sep-21	138.8	146.5	-
25-Aug-21	138.8	146.5	-
11-Aug-21	138.8	146.5	-
28-Jul-21	n/a	151.1	-
14-Jul-21	138.8	146.5	-
30-Jun-21	n/a	151.1	-
16-Jun-21	138.8	146.5	-
2-Jun-21	138.8	146.5	-
19-May-21	138.8	146.5	-
5-May-21	138.8	146.5	-
21-Apr-21	138.8	146.5	-
7-Apr-21	144.0	149.2	-
24-Mar-21	140.2	145.4	-
10-Mar-21	140.2	126.6	-
24-Feb-21	136.0	143.3	-
10-Feb-21	136.0	139.3	-
27-Jan-21	129.7	131.0	-
13-Jan-21	129.7	131.6	-
30-Dec-20	129.7	131.9	-
16-Dec-20	126.5	129.2	-
2-Dec-20	126.5	129.2	-
Nov '20	117.1	120.5	-
Oct '20	114.5	118.2	-
Sep '20	111.8	115.0	-
Aug '20	111.8	115.0	-
Jul '20	n/a	n/a	-
Jun '20	n/a	n/a	-
May '20	n/a	n/a	-
Apr '20	n/a	n/a	-
Mar '20	130.0	133.1	-
Feb '20	140.4	143.6	-
Jan '20	143.9	147.1	-
Dec '19	145.7	148.8	-
Nov '19	140.4	143.6	-
Oct '19	134.7	137.8	-
Sep '19	127.3	130.5	-
Aug '19	127.3	130.5	-
Jul '19	130.9	133.4	-
Jun '19	135.0	139.2	-
May '19	135.0	139.2	-
Apr '19	133.5	137.7	-
Mar '19	131.9	136.1	-
Feb '19	129.8	133.5	-
Jan '19	123.5	126.6	-
Dec '18	134.0	137.1	-

## Residential Heating Fuel Prices — Burwash Landing

	Furnace Oil	Arctic Stove Oil	Propane (500 gallon tank cost)
29-Dec-21	147.2	150.3	-
15-Dec-21	147.2	148.7	-
1-Dec-21	147.2	148.7	-
17-Nov-21	147.2	135.5	-
3-Nov-21	147.2	135.5	-
20-Oct-21	143.0	146.1	-
6-Oct-21	143.0	146.1	-
22-Sep-21	143.0	146.1	-
8-Sep-21	136.7	130.3	-
25-Aug-21	136.7	139.8	-
11-Aug-21	136.7	130.3	-
28-Jul-21	n/a	n/a	-
14-Jul-21	136.7	127.7	-
30-Jun-21	n/a	120.8	-
16-Jun-21	136.7	139.8	-
2-Jun-21	136.7	130.3	-
19-May-21	136.7	130.3	-
5-May-21	136.7	130.3	-
21-Apr-21	136.7	130.3	-
7-Apr-21	137.4	130.7	-
24-Mar-21	133.9	124.7	-
10-Mar-21	133.9	137.0	-
24-Feb-21	129.7	124.2	-
10-Feb-21	129.7	132.8	-
27-Jan-21	123.4	121.0	-
13-Jan-21	123.4	126.5	-
30-Dec-20	123.4	126.5	-
16-Dec-20	120.2	123.4	-
2-Dec-20	120.2	123.4	-
Nov '20	115.0	117.5	-
Oct '20	112.4	115.5	-
Sep '20	109.7	112.9	-
Aug '20	109.7	114.2	-
Jul '20	109.7	113.8	-
Jun '20	109.7	113.6	-
May '20	109.7	114.2	-
Apr '20	112.3	115.4	-
Mar '20	127.4	134.5	-
Feb '20	137.8	139.8	-
Jan '20	141.3	141.7	-
Dec '19	143.1	143.5	-
Nov '19	137.8	139.6	-
Oct '19	132.6	135.4	-
Sep '19	125.2	131.9	-
Aug '19	125.2	133.6	-
Jul '19	127.2	131.7	-
Jun '19	131.3	134.4	-
May '19	131.3	134.4	-
Apr '19	129.7	132.9	-
Mar '19	128.1	132.1	-
Feb '19	126.0	131.0	-
Jan '19	119.7	127.4	-
Dec '18	130.2	135.7	-

## Residential Heating Fuel Prices — Carcross

	Furnace Oil	Arctic Stove Oil	Propane (500 gallon tank cost)
29-Dec-21	145.3	150.8	-
15-Dec-21	145.3	150.8	-
1-Dec-21	145.3	153.3	-
17-Nov-21	145.3	153.3	-
3-Nov-21	145.3	143.4	-
20-Oct-21	141.1	141.3	-
6-Oct-21	141.1	141.3	-
22-Sep-21	141.1	141.3	-
8-Sep-21	134.8	138.2	-
25-Aug-21	134.8	138.2	-
11-Aug-21	134.8	138.2	-
28-Jul-21	n/a	138.4	-
14-Jul-21	134.8	138.2	-
30-Jun-21	n/a	138.4	-
16-Jun-21	134.8	138.2	-
2-Jun-21	134.8	138.2	-
19-May-21	134.8	138.2	-
5-May-21	134.8	138.2	-
21-Apr-21	134.8	138.2	-
7-Apr-21	135.6	138.6	-
24-Mar-21	132.0	135.1	-
10-Mar-21	132.0	135.2	-
24-Feb-21	127.8	133.0	-
10-Feb-21	127.8	129.0	-
27-Jan-21	121.5	121.1	-
13-Jan-21	121.5	121.3	-
30-Dec-20	121.5	121.2	-
16-Dec-20	118.3	119.6	-
2-Dec-20	118.3	121.5	-
Nov '20	113.1	112.7	-
Oct '20	110.5	108.7	-
Sep '20	107.8	103.8	-
Aug '20	107.8	103.8	-
Jul '20	107.8	103.8	-
Jun '20	107.8	104.8	-
May '20	107.8	111.0	-
Apr '20	110.4	112.6	-
Mar '20	125.5	117.9	-
Feb '20	135.9	131.0	-
Jan '20	139.4	142.6	-
Dec '19	141.2	140.4	-
Nov '19	135.9	136.5	-
Oct '19	130.7	133.8	-
Sep '19	123.3	127.1	-
Aug '19	128.5	129.3	-
Jul '19	127.0	128.6	-
Jun '19	128.7	130.3	-
May '19	129.0	129.8	-
Apr '19	126.9	129.3	-
Mar '19	120.3	122.9	-
Feb '19	119.3	121.9	-
Jan '19	117.7	120.5	-
Dec '18	121.9	130.3	-

## Residential Heating Fuel Prices — Carmacks

	Furnace Oil	Arctic Stove Oil	Propane (500-gallon tank cost)
29-Dec-21	146.1	152.9	111.4
15-Dec-21	146.1	152.9	n/a
1-Dec-21	146.1	155.4	n/a
17-Nov-21	146.1	155.4	n/a
3-Nov-21	146.1	145.6	n/a
20-Oct-21	141.9	143.5	120.9
6-Oct-21	141.9	143.5	120.9
22-Sep-21	141.9	143.5	113.2
8-Sep-21	135.6	140.3	110.8
25-Aug-21	135.6	140.3	102.4
11-Aug-21	135.6	140.3	108.2
28-Jul-21	n/a	141.8	107.3
14-Jul-21	135.6	140.3	105.7
30-Jun-21	n/a	141.8	103.0
16-Jun-21	135.7	140.3	n/a
2-Jun-21	135.7	140.3	100.6
19-May-21	135.7	140.3	n/a
5-May-21	135.7	140.3	88.7
21-Apr-21	135.7	140.3	n/a
7-Apr-21	136.4	140.7	98.3
24-Mar-21	132.8	137.2	98.5
10-Mar-21	132.8	137.2	111.2
24-Feb-21	128.6	135.1	108.8
10-Feb-21	128.6	131.1	103.5
27-Jan-21	122.3	123.1	103.4
13-Jan-21	122.3	123.4	100.6
30-Dec-20	122.3	123.4	91.5
16-Dec-20	119.2	121.6	91.5
2-Dec-20	119.2	122.3	91.7
Nov '20	113.9	114.7	90.1
Oct '20	111.3	110.1	89.1
Sep '20	108.7	105.8	89.7
Aug '20	108.7	105.8	97.5
Jul '20	108.7	105.8	117.6
Jun '20	108.7	106.2	132.6
May '20	108.7	111.8	134.9
Apr '20	111.5	114.3	135.9
Mar '20	126.8	120.1	139.6
Feb '20	137.3	133.2	140.6
Jan '20	140.8	144.5	140.8
Dec '19	142.5	142.7	146.5
Nov '19	136.8	138.5	128.3
Oct '19	131.5	134.7	127.0
Sep '19	124.2	129.3	123.2
Aug '19	124.2	129.3	124.2
Jul '19	125.8	133.8	124.2
Jun '19	128.9	135.6	124.2
May '19	128.9	137.4	124.2
Apr '19	127.4	135.0	124.2
Mar '19	125.8	133.3	124.2
Feb '19	123.7	131.2	119.0
Jan '19	117.4	123.4	119.0
Dec '18	127.9	131.0	115.7

## Residential Heating Fuel Prices — Dawson City

	Furnace Oil	Arctic Stove Oil	Propane (500-gallon tank cost)
29-Dec-21	149.6	152.7	111.4
15-Dec-21	155.0	156.6	n/a
1-Dec-21	155.0	156.6	n/a
17-Nov-21	154.0	155.6	n/a
3-Nov-21	151.9	153.5	n/a
20-Oct-21	149.8	151.4	120.9
6-Oct-21	143.4	144.9	120.9
22-Sep-21	143.4	144.9	113.2
8-Sep-21	140.2	141.8	110.8
25-Aug-21	140.2	141.8	102.4
11-Aug-21	140.2	141.8	108.2
28-Jul-21	n/a	n/a	107.3
14-Jul-21	139.0	142.2	105.7
30-Jun-21	141.4	141.4	103.0
16-Jun-21	140.3	141.8	n/a
2-Jun-21	140.3	141.8	100.6
19-May-21	140.3	141.8	n/a
5-May-21	139.0	142.2	88.7
21-Apr-21	140.3	141.8	n/a
7-Apr-21	140.7	142.3	98.3
24-Mar-21	136.3	137.8	98.5
10-Mar-21	134.3	135.8	111.2
24-Feb-21	132.3	133.8	108.8
10-Feb-21	130.7	132.3	103.5
27-Jan-21	126.6	128.2	103.4
13-Jan-21	124.4	125.9	100.6
30-Dec-20	124.4	125.9	91.5
16-Dec-20	120.8	122.4	91.5
2-Dec-20	119.3	120.9	91.7
Nov '20	114.5	117.0	90.1
Oct '20	114.8	117.9	89.1
Sep '20	112.1	115.2	89.7
Aug '20	112.1	115.2	97.5
Jul '20	111.9	114.6	117.6
Jun '20	110.0	112.6	132.6
May '20	110.6	114.5	134.9
Apr '20	117.9	117.9	135.9
Mar '20	126.9	129.1	139.6
Feb '20	140.1	142.7	140.6
Jan '20	143.7	146.8	140.8
Dec '19	143.6	146.6	146.5
Nov '19	140.0	142.9	128.3
Oct '19	134.6	137.3	127.0
Sep '19	128.3	131.4	123.2
Aug '19	130.2	132.8	124.2
Jul '19	131.9	134.1	124.2
Jun '19	135.0	138.2	124.2
May '19	132.3	135.5	124.2
Apr '19	133.2	136.4	124.2
Mar '19	130.0	133.1	124.2
Feb '19	129.2	132.9	119.0
Jan '19	125.2	128.3	119.0
Dec '18	132.6	135.8	115.7

## Residential Heating Fuel Prices — Destruction Bay

	Furnace Oil	Arctic Stove Oil	Propane (500 gallon tank cost)
29-Dec-21	147.2	154.6	-
15-Dec-21	147.2	154.6	-
1-Dec-21	147.2	157.1	-
17-Nov-21	147.2	157.1	-
3-Nov-21	147.2	147.3	-
20-Oct-21	143.0	145.2	-
6-Oct-21	143.0	145.2	-
22-Sep-21	143.0	145.2	-
8-Sep-21	136.7	142.0	-
25-Aug-21	136.7	142.0	-
11-Aug-21	136.7	142.0	-
28-Jul-21	n/a	144.2	-
14-Jul-21	136.7	142.0	-
30-Jun-21	n/a	144.2	-
16-Jun-21	136.7	142.0	-
2-Jun-21	136.7	142.0	-
19-May-21	136.7	142.0	-
5-May-21	136.7	142.0	-
21-Apr-21	136.7	142.0	-
7-Apr-21	137.4	142.4	-
24-Mar-21	133.9	138.9	-
10-Mar-21	133.9	138.9	-
24-Feb-21	129.7	136.8	-
10-Feb-21	129.7	132.8	-
27-Jan-21	123.4	124.7	-
13-Jan-21	123.4	125.1	-
30-Dec-20	123.4	125.1	-
16-Dec-20	120.2	123.4	-
2-Dec-20	120.2	123.4	-
Nov '20	115.0	118.1	-
Oct '20	112.4	115.5	-
Sep '20	109.7	112.9	-
Aug '20	109.7	112.9	-
Jul '20	109.7	112.9	-
Jun '20	109.7	112.9	-
May '20	109.7	112.9	-
Apr '20	112.3	115.4	-
Mar '20	127.4	130.5	-
Feb '20	137.8	141.0	-
Jan '20	141.3	144.5	-
Dec '19	143.1	146.2	-
Nov '19	137.8	141.0	-
Oct '19	132.6	135.7	-
Sep '19	125.2	128.4	-
Aug '19	125.2	128.4	-
Jul '19	126.2	129.4	-
Jun '19	128.2	131.4	-
May '19	128.2	131.4	-
Apr '19	126.7	129.8	-
Mar '19	125.1	128.2	-
Feb '19	123.0	126.1	-
Jan '19	116.7	119.8	-
Dec '18	127.2	130.3	-

## Residential Heating Fuel Prices — Faro

	Furnace Oil	Arctic Stove Oil	Propane (500-gallon tank cost)
29-Dec-21	148.2	155.1	111.4
15-Dec-21	148.2	153.8	n/a
1-Dec-21	148.2	155.5	n/a
17-Nov-21	148.2	155.5	n/a
3-Nov-21	148.2	148.9	n/a
20-Oct-21	144.0	146.1	120.9
6-Oct-21	144.0	146.1	120.9
22-Sep-21	144.0	144.6	113.2
8-Sep-21	137.7	142.5	110.8
25-Aug-21	137.7	138.2	102.4
11-Aug-21	137.7	142.5	108.2
28-Jul-21	n/a	136.9	107.3
14-Jul-21	137.7	142.5	105.7
30-Jun-21	n/a	143.2	103.0
16-Jun-21	137.8	142.4	n/a
2-Jun-21	137.8	141.7	100.6
19-May-21	137.8	141.7	n/a
5-May-21	137.8	141.7	88.7
21-Apr-21	137.8	141.7	n/a
7-Apr-21	138.5	142.0	98.3
24-Mar-21	134.9	138.6	98.5
10-Mar-21	134.9	137.2	111.2
24-Feb-21	130.7	137.3	108.8
10-Feb-21	130.7	133.1	103.5
27-Jan-21	124.4	126.0	103.4
13-Jan-21	124.4	126.3	100.6
30-Dec-20	124.4	126.0	91.5
16-Dec-20	121.3	124.8	91.5
2-Dec-20	121.3	124.6	91.7
Nov '20	116.0	119.2	90.1
Oct '20	113.4	116.6	89.1
Sep '20	110.8	113.7	89.7
Aug '20	110.8	111.7	97.5
Jul '20	110.8	113.7	117.6
Jun '20	110.8	113.8	132.6
May '20	110.8	113.7	134.9
Apr '20	113.3	119.2	135.9
Mar '20	128.4	131.4	139.6
Feb '20	138.9	141.9	140.6
Jan '20	142.4	146.3	140.8
Dec '19	144.1	147.1	146.5
Nov '19	138.9	140.7	128.3
Oct '19	133.6	131.8	127.0
Sep '19	126.3	129.4	123.2
Aug '19	126.3	129.5	124.2
Jul '19	127.3	130.9	124.2
Jun '19	129.2	132.3	124.2
May '19	129.2	132.3	124.2
Apr '19	127.6	130.8	124.2
Mar '19	126.0	129.2	124.2
Feb '19	123.9	127.1	119.0
Jan '19	117.6	120.8	119.0
Dec '18	128.1	131.3	115.7

## Residential Heating Fuel Prices — Haines Junction

	Furnace Oil	Arctic Stove Oil	Propane (500-gallon tank cost)
29-Dec-21	146.1	152.9	111.4
15-Dec-21	146.1	152.9	n/a
1-Dec-21	146.1	155.4	n/a
17-Nov-21	146.1	155.4	n/a
3-Nov-21	146.1	145.6	n/a
20-Oct-21	141.9	143.5	120.9
6-Oct-21	141.9	143.5	120.9
22-Sep-21	141.9	143.5	113.2
8-Sep-21	135.6	140.3	110.8
25-Aug-21	135.6	140.3	102.4
11-Aug-21	135.6	140.3	108.2
28-Jul-21	n/a	142.7	107.3
14-Jul-21	135.6	140.3	105.7
30-Jun-21	n/a	141.8	103.0
16-Jun-21	135.7	140.3	n/a
2-Jun-21	135.7	140.3	100.6
19-May-21	135.7	140.3	n/a
5-May-21	135.7	140.3	88.7
21-Apr-21	135.7	140.3	n/a
7-Apr-21	136.4	140.7	98.3
24-Mar-21	132.8	137.2	98.5
10-Mar-21	132.8	137.2	111.2
24-Feb-21	128.6	135.1	108.8
10-Feb-21	128.6	131.1	103.5
27-Jan-21	122.3	123.1	103.4
13-Jan-21	122.3	123.4	100.6
30-Dec-20	122.3	123.4	91.5
16-Dec-20	119.2	121.6	91.5
2-Dec-20	119.2	122.3	91.7
Nov '20	113.9	114.7	90.1
Oct '20	111.3	110.1	89.1
Sep '20	108.7	105.8	89.7
Aug '20	108.7	105.8	97.5
Jul '20	108.7	105.8	117.6
Jun '20	108.7	106.2	132.6
May '20	108.7	111.8	134.9
Apr '20	114.9	117.7	135.9
Mar '20	133.7	123.6	139.6
Feb '20	144.1	136.6	140.6
Jan '20	140.3	144.2	140.8
Dec '19	142.0	142.4	146.5
Nov '19	136.8	138.5	128.3
Oct '19	131.5	134.7	127.0
Sep '19	124.2	127.0	123.2
Aug '19	130.3	131.1	124.2
Jul '19	127.5	129.1	124.2
Jun '19	128.1	129.7	124.2
May '19	128.1	129.7	124.2
Apr '19	124.5	127.7	124.2
Mar '19	123.0	126.1	124.2
Feb '19	120.9	124.0	119.0
Jan '19	114.6	117.7	119.0
Dec '18	125.1	128.2	115.7



## Residential Heating Fuel Prices — Marsh Lake

	Furnace Oil	Arctic Stove Oil	Propane (500 gallon tank cost)
29-Dec-21	145.3	150.8	-
15-Dec-21	145.3	150.8	-
1-Dec-21	145.3	153.3	-
17-Nov-21	145.3	153.3	-
3-Nov-21	145.3	143.4	-
20-Oct-21	141.1	141.3	-
6-Oct-21	141.1	141.3	-
22-Sep-21	141.1	141.3	-
8-Sep-21	134.8	138.2	-
25-Aug-21	134.8	138.2	-
11-Aug-21	134.8	138.2	-
28-Jul-21	n/a	138.4	-
14-Jul-21	134.8	138.2	-
30-Jun-21	n/a	138.4	-
16-Jun-21	134.8	138.2	-
2-Jun-21	134.8	138.2	-
19-May-21	134.8	138.2	-
5-May-21	134.8	138.2	-
21-Apr-21	134.8	138.2	-
7-Apr-21	135.6	138.6	-
24-Mar-21	132.0	135.1	-
10-Mar-21	132.0	135.2	-
24-Feb-21	127.8	133.0	-
10-Feb-21	127.8	129.0	-
27-Jan-21	121.5	121.1	-
13-Jan-21	121.5	121.3	-
30-Dec-20	121.5	121.3	-
16-Dec-20	118.3	119.6	-
2-Dec-20	118.3	121.5	-
Nov '20	113.1	112.7	-
Oct '20	110.5	108.7	-
Sep '20	107.8	103.8	-
Aug '20	107.8	103.8	-
Jul '20	107.8	103.8	-
Jun '20	107.8	104.8	-
May '20	107.8	111.0	-
Apr '20	110.4	111.8	-
Mar '20	125.5	117.9	-
Feb '20	135.9	131.0	-
Jan '20	139.4	142.6	-
Dec '19	141.2	140.4	-
Nov '19	135.9	136.5	-
Oct '19	130.7	133.8	-
Sep '19	123.3	125.9	-
Aug '19	128.5	129.3	-
Jul '19	127.0	128.6	-
Jun '19	128.7	130.3	-
May '19	129.0	129.8	-
Apr '19	126.9	129.3	-
Mar '19	120.3	122.9	-
Feb '19	119.3	121.9	-
Jan '19	117.7	120.5	-
Dec '18	127.1	130.3	-

## Residential Heating Fuel Prices — Mayo

	Furnace Oil	Arctic Stove Oil	Propane (500-gallon tank cost)
29-Dec-21	148.4	158.5	111.4
15-Dec-21	146.5	153.9	n/a
1-Dec-21	146.5	155.6	n/a
17-Nov-21	145.5	155.0	n/a
3-Nov-21	143.4	147.0	n/a
20-Oct-21	141.2	145.6	120.9
6-Oct-21	139.5	144.4	120.9
22-Sep-21	139.5	144.4	113.2
8-Sep-21	136.4	142.3	110.8
25-Aug-21	136.4	142.3	102.4
11-Aug-21	137.7	146.0	108.2
28-Jul-21	n/a	151.1	107.3
14-Jul-21	137.8	146.0	105.7
30-Jun-21	137.8	146.0	103.0
16-Jun-21	134.3	140.9	n/a
2-Jun-21	134.3	140.9	100.6
19-May-21	134.3	140.9	n/a
5-May-21	137.8	146.0	88.7
21-Apr-21	134.3	140.9	n/a
7-Apr-21	136.8	142.6	98.3
24-Mar-21	132.4	138.5	98.5
10-Mar-21	130.4	137.2	111.2
24-Feb-21	128.4	135.8	108.8
10-Feb-21	126.8	132.1	103.5
27-Jan-21	124.4	128.4	103.4
13-Jan-21	119.1	123.9	100.6
30-Dec-20	121.2	125.3	91.5
16-Dec-20	117.6	122.5	91.5
2-Dec-20	116.1	117.7	91.7
Nov '20	109.8	114.9	90.1
Oct '20	113.4	113.5	89.1
Sep '20	110.8	110.5	89.7
Aug '20	110.8	110.5	97.5
Jul '20	110.7	111.0	117.6
Jun '20	111.0	110.7	132.6
May '20	110.4	114.6	134.9
Apr '20	113.3	117.4	135.9
Mar '20	126.6	126.7	139.6
Feb '20	141.2	140.3	140.6
Jan '20	143.4	148.1	140.8
Dec '19	144.7	147.4	146.5
Nov '19	141.1	144.2	128.3
Oct '19	136.7	139.8	127.0
Sep '19	127.5	131.3	123.2
Aug '19	134.8	136.2	124.2
Jul '19	133.8	135.3	124.2
Jun '19	137.4	139.2	124.2
May '19	135.4	137.0	124.2
Apr '19	136.9	139.6	124.2
Mar '19	133.9	137.1	124.2
Feb '19	133.6	136.7	119.0
Jan '19	129.1	132.3	119.0
Dec '18	136.2	139.3	115.7

## Residential Heating Fuel Prices — Pelly Crossing

	Furnace Oil	Arctic Stove Oil	Propane (500 gallon tank cost)
29-Dec-21	147.4	154.7	-
15-Dec-21	147.4	154.7	-
1-Dec-21	147.4	157.2	-
17-Nov-21	147.4	157.2	-
3-Nov-21	147.4	147.4	-
20-Oct-21	143.2	145.3	-
6-Oct-21	143.2	145.3	-
22-Sep-21	143.2	145.3	-
8-Sep-21	136.9	142.1	-
25-Aug-21	136.9	142.1	-
11-Aug-21	136.9	142.1	-
28-Jul-21	n/a	144.2	-
14-Jul-21	136.9	142.1	-
30-Jun-21	n/a	144.2	-
16-Jun-21	136.9	142.1	-
2-Jun-21	136.9	142.1	-
19-May-21	136.9	142.1	-
5-May-21	136.9	142.1	-
21-Apr-21	136.9	142.1	-
7-Apr-21	137.7	142.5	-
24-Mar-21	134.1	139.0	-
10-Mar-21	134.1	139.0	-
24-Feb-21	129.9	132.9	-
10-Feb-21	129.9	132.9	-
27-Jan-21	123.6	124.8	-
13-Jan-21	123.6	125.2	-
30-Dec-20	123.6	125.2	-
16-Dec-20	120.4	123.2	-
2-Dec-20	120.4	123.6	-
Nov '20	115.2	116.4	-
Oct '20	112.6	111.9	-
Sep '20	109.9	108.0	-
Aug '20	109.9	108.0	-
Jul '20	109.9	108.0	-
Jun '20	109.9	107.9	-
May '20	109.9	113.1	-
Apr '20	112.5	115.7	-
Mar '20	127.6	122.1	-
Feb '20	138.0	135.2	-
Jan '20	141.5	146.1	-
Dec '19	143.3	144.6	-
Nov '19	138.0	141.0	-
Oct '19	132.8	135.9	-
Sep '19	125.4	131.5	-
Aug '19	134.6	135.6	-
Jul '19	128.7	134.2	-
Jun '19	130.5	135.5	-
May '19	130.5	138.9	-
Apr '19	129.3	138.0	-
Mar '19	127.7	137.4	-
Feb '19	125.6	134.8	-
Jan '19	119.3	126.4	-
Dec '18	129.8	132.9	-

## Residential Heating Fuel Prices — Ross River

	Furnace Oil	Arctic Stove Oil	Propane (500-gallon tank cost)
29-Dec-21	148.8	158.8	111.4
15-Dec-21	157.3	158.8	n/a
1-Dec-21	157.3	161.4	n/a
17-Nov-21	157.3	161.4	n/a
3-Nov-21	148.8	151.5	n/a
20-Oct-21	147.9	149.4	120.9
6-Oct-21	147.9	149.4	120.9
22-Sep-21	147.9	149.4	113.2
8-Sep-21	144.8	146.3	110.8
25-Aug-21	146.7	146.3	102.4
11-Aug-21	146.7	146.3	108.2
28-Jul-21	151.9	151.2	107.3
14-Jul-21	145.1	146.3	105.7
30-Jun-21	151.9	151.2	103.0
16-Jun-21	145.1	146.3	n/a
2-Jun-21	145.1	146.3	100.6
19-May-21	145.1	146.3	n/a
5-May-21	145.1	146.3	88.7
21-Apr-21	144.2	146.3	n/a
7-Apr-21	139.1	146.7	98.3
24-Mar-21	136.5	143.1	98.5
10-Mar-21	136.5	143.2	111.2
24-Feb-21	129.2	140.9	108.8
10-Feb-21	131.3	137.0	103.5
27-Jan-21	126.0	128.6	103.4
13-Jan-21	123.4	129.3	100.6
30-Dec-20	125.0	128.1	91.5
16-Dec-20	121.8	125.0	91.5
2-Dec-20	121.8	125.0	91.7
Nov '20	115.3	119.7	90.1
Oct '20	115.3	117.1	89.1
Sep '20	113.4	114.5	89.7
Aug '20	112.4	114.5	97.5
Jul '20	116.2	114.5	117.7
Jun '20	113.4	n/a	132.6
May '20	115.0	n/a	134.9
Apr '20	119.9	n/a	135.9
Mar '20	141.1	132.0	139.6
Feb '20	148.6	142.5	140.6
Jan '20	146.8	146.0	140.8
Dec '19	149.2	147.8	146.5
Nov '19	143.0	142.5	128.3
Oct '19	150.4	137.3	127.0
Sep '19	141.3	129.9	123.2
Aug '19	148.6	129.9	124.2
Jul '19	142.7	131.3	124.2
Jun '19	141.5	134.0	124.2
May '19	146.1	n/a	124.2
Apr '19	139.4	132.4	124.2
Mar '19	135.3	130.5	124.2
Feb '19	133.3	128.1	119.0
Jan '19	122.5	121.8	119.0
Dec '18	142.5	132.3	115.7

## Residential Heating Fuel Prices — Stewart Crossing

	Furnace Oil	Arctic Stove Oil	Propane (500-gallon tank cost)
29-Dec-21	147.7	150.9	-
15-Dec-21	147.7	150.9	-
1-Dec-21	147.7	150.9	-
17-Nov-21	147.7	150.9	-
3-Nov-21	147.7	150.9	-
20-Oct-21	143.5	146.7	-
6-Oct-21	143.5	146.7	-
22-Sep-21	143.5	146.7	-
8-Sep-21	137.2	140.4	-
25-Aug-21	137.2	140.4	-
11-Aug-21	137.2	140.4	-
28-Jul-21	n/a	n/a	-
14-Jul-21	137.2	140.4	-
30-Jun-21	n/a	n/a	-
16-Jun-21	137.2	140.4	-
2-Jun-21	137.2	140.4	-
19-May-21	137.2	140.4	-
5-May-21	137.2	140.4	-
21-Apr-21	137.2	140.4	-
7-Apr-21	138.0	141.2	-
24-Mar-21	134.4	137.6	-
10-Mar-21	134.4	137.6	-
24-Feb-21	130.2	133.4	-
10-Feb-21	130.2	133.4	-
27-Jan-21	123.9	127.1	-
13-Jan-21	123.9	127.1	-
30-Dec-20	123.9	127.1	-
16-Dec-20	120.8	123.9	-
2-Dec-20	120.8	123.9	-
Nov '20	115.5	118.7	-
Oct '20	112.9	116.1	-
Sep '20	110.3	113.4	-
Aug '20	110.3	113.4	-
Jul '20	110.3	113.4	-
Jun '20	110.3	113.4	-
May '20	110.3	113.4	-
Apr '20	112.8	115.9	-
Mar '20	127.9	131.0	-
Feb '20	138.3	141.5	-
Jan '20	141.8	145.0	-
Dec '19	143.6	146.7	-
Nov '19	138.3	141.5	-
Oct '19	131.1	136.2	-
Sep '19	125.7	128.9	-
Aug '19	125.7	128.9	-
Jul '19	127.2	130.4	-
Jun '19	130.3	133.5	-
May '19	130.3	133.5	-
Apr '19	128.8	131.9	-
Mar '19	127.2	130.3	-
Feb '19	125.1	128.2	-
Jan '19	118.8	121.9	-
Dec '18	129.3	132.4	-

## Residential Heating Fuel Prices — Tagish & Teslin

	Tagish		
	Furnace Oil	Arctic Stove Oil	Propane (500-gallon tank cost)
29-Dec-21	146.3	151.4	-
15-Dec-21	146.3	151.4	-
1-Dec-21	146.3	153.8	-
17-Nov-21	146.3	153.8	-
3-Nov-21	146.3	143.9	-
20-Oct-21	142.1	141.8	-
6-Oct-21	142.1	141.8	-
22-Sep-21	142.1	141.3	-
8-Sep-21	134.8	138.2	-
25-Aug-21	134.8	138.2	-
11-Aug-21	134.8	138.2	-
28-Jul-21	n/a	138.4	-
14-Jul-21	134.8	138.2	-
30-Jun-21	n/a	138.4	-
16-Jun-21	134.8	138.2	-
2-Jun-21	134.8	138.2	-
19-May-21	134.8	138.2	-
5-May-21	134.8	138.2	-
21-Apr-21	134.8	138.2	-
7-Apr-21	135.6	138.6	-
24-Mar-21	132.0	135.1	-
10-Mar-21	132.0	135.2	-
24-Feb-21	127.8	133.0	-
10-Feb-21	127.8	129.0	-
27-Jan-21	121.5	121.1	-
13-Jan-21	121.5	121.3	-
30-Dec-20	121.5	121.3	-
16-Dec-20	118.3	119.6	-
2-Dec-20	118.3	121.5	-
Nov '20	113.1	112.7	-
Oct '20	110.5	108.7	-
Sep '20	107.8	103.8	-
Aug '20	107.8	103.8	-
Jul '20	107.8	103.8	-
Jun '20	107.8	104.8	-
May '20	107.8	111.0	-
Apr '20	110.4	112.7	-
Mar '20	125.5	117.9	-
Feb '20	135.9	131.0	-
Jan '20	139.4	142.6	-
Dec '19	141.2	140.4	-
Nov '19	135.9	136.5	-
Oct '19	130.7	133.8	-
Sep '19	123.3	125.9	-
Aug '19	128.5	129.3	-
Jul '19	127.0	128.6	-
Jun '19	128.7	130.3	-
May '19	129.0	129.8	-
Apr '19	126.9	129.3	-
Mar '19	120.3	122.9	-
Feb '19	119.3	121.9	-
Jan '19	117.7	120.5	-
Dec '18	127.1	130.3	-

	Teslin		
	Furnace Oil	Arctic Stove Oil	Propane (500-gallon tank cost)
29-Dec-21	146.3	152.9	111.4
15-Dec-21	146.3	152.9	n/a
1-Dec-21	146.3	155.4	n/a
17-Nov-21	146.3	155.4	n/a
3-Nov-21	146.3	145.6	n/a
20-Oct-21	141.9	143.5	120.9
6-Oct-21	141.9	143.5	120.9
22-Sep-21	141.9	143.5	113.2
8-Sep-21	135.6	140.3	110.8
25-Aug-21	135.6	140.3	102.4
11-Aug-21	135.6	140.3	108.2
28-Jul-21	n/a	142.7	107.3
14-Jul-21	135.6	140.3	105.7
30-Jun-21	n/a	141.8	103.0
16-Jun-21	135.7	140.3	n/a
2-Jun-21	135.7	140.3	100.6
19-May-21	135.7	140.3	n/a
5-May-21	135.7	140.3	88.7
21-Apr-21	135.7	140.3	n/a
7-Apr-21	136.4	140.7	98.3
24-Mar-21	132.8	137.2	98.5
10-Mar-21	132.8	137.2	111.2
24-Feb-21	128.6	135.1	108.8
10-Feb-21	128.6	131.1	103.5
27-Jan-21	122.3	123.1	103.4
13-Jan-21	122.3	123.4	100.6
30-Dec-20	122.3	123.4	91.5
16-Dec-20	119.2	121.6	91.5
2-Dec-20	119.2	122.3	91.7
Nov '20	113.9	114.7	90.1
Oct '20	111.3	110.1	89.1
Sep '20	108.7	105.8	89.7
Aug '20	108.7	105.8	97.5
Jul '20	108.7	105.8	117.6
Jun '20	108.7	106.2	132.6
May '20	108.7	111.8	134.9
Apr '20	111.2	114.1	135.9
Mar '20	126.3	119.9	139.6
Feb '20	136.8	133.0	140.6
Jan '20	140.3	144.2	140.8
Dec '19	142.0	142.4	146.5
Nov '19	136.8	138.5	128.3
Oct '19	131.5	134.7	127.0
Sep '19	124.2	128.3	123.2
Aug '19	130.3	131.1	124.2
Jul '19	128.0	129.6	124.2
Jun '19	129.6	131.1	124.2
May '19	129.9	130.7	124.2
Apr '19	127.7	130.0	124.2
Mar '19	121.7	119.7	124.2
Feb '19	120.7	119.7	119.0
Jan '19	119.1	123.2	119.0
Dec '18	128.9	131.8	115.7

## Residential Heating Fuel Prices — Watson Lake

	Furnace Oil	Arctic Stove Oil	Propane (500-gallon tank cost)
29-Dec-21	149.3	159.0	111.4
15-Dec-21	149.3	159.0	n/a
1-Dec-21	149.3	161.7	n/a
17-Nov-21	149.3	161.7	n/a
3-Nov-21	149.3	151.8	n/a
20-Oct-21	145.1	149.7	120.9
6-Oct-21	145.1	149.7	120.9
22-Sep-21	145.1	149.7	113.2
8-Sep-21	138.8	146.5	110.8
25-Aug-21	138.8	146.5	102.4
11-Aug-21	138.8	146.5	108.2
28-Jul-21	n/a	151.1	107.3
14-Jul-21	138.8	146.5	105.7
30-Jun-21	n/a	151.1	103.0
16-Jun-21	138.8	146.5	n/a
2-Jun-21	138.8	146.5	100.6
19-May-21	138.8	146.5	n/a
5-May-21	138.8	146.5	88.7
21-Apr-21	138.8	146.5	n/a
7-Apr-21	139.7	147.0	98.3
24-Mar-21	136.0	143.3	98.5
10-Mar-21	136.0	143.4	111.2
24-Feb-21	131.8	141.2	108.8
10-Feb-21	131.8	137.2	103.5
27-Jan-21	125.5	128.9	103.4
13-Jan-21	125.5	129.5	100.6
30-Dec-20	125.5	129.5	91.5
16-Dec-20	122.3	127.3	91.5
2-Dec-20	122.3	125.5	91.7

	Furnace Oil	Arctic Stove Oil	Propane (500-gallon tank cost)
Nov '20	117.1	120.5	90.1
Oct '20	114.5	114.4	89.1
Sep '20	111.8	111.0	89.7
Aug '20	111.8	111.0	97.5
Jul '20	111.8	111.0	117.6
Jun '20	111.8	110.4	132.6
May '20	111.8	115.0	134.9
Apr '20	114.4	118.2	135.9
Mar '20	129.5	125.1	139.6
Feb '20	139.9	138.2	140.6
Jan '20	143.4	148.7	140.8
Dec '19	145.2	147.7	146.5
Nov '19	139.9	143.7	128.3
Oct '19	134.7	137.8	127.0
Sep '19	127.3	130.5	123.2
Aug '19	127.3	130.5	124.2
Jul '19	127.6	130.8	124.2
Jun '19	128.1	131.3	124.2
May '19	128.1	131.3	124.2
Apr '19	126.6	129.7	124.2
Mar '19	125.0	128.1	124.2
Feb '19	122.9	126.0	119.0
Jan '19	116.6	119.7	119.0
Dec '18	127.1	130.2	115.7

Next release: January 28, 2022