



## Yukon Fuel Price Survey December 2023

### Retail Motor Fuel Prices, by Community

	Regular gasoline			Premium gasoline			Diesel			Propane		
	--- % change ---			--- % change ---			--- % change ---			--- % change ---		
	Price	Nov '23 to Dec '23	Dec '22 to Dec '23	Price	Nov '23 to Dec '23	Dec '22 to Dec '23	Price	Nov '23 to Dec '23	Dec '22 to Dec '23	Price	Nov '23 to Dec '23	Dec '22 to Dec '23
Whitehorse	175.2	-7.5%	1.2%	194.3	-5.9%	3.7%	194.0	-4.7%	-9.8%	138.6	1.5%	0.3%
Beaver Creek	204.9	-3.9%	2.5%	219.9	-3.7%	-12.0%	239.9	-0.7%	-4.0%	...	...	...
Burwash Landing	179.9	-5.3%	...	189.9	-7.3%	...	209.0	5.0%	...	...	...	...
Carcross	199.9	0.0%	6.7%	...	...	...	219.9	3.1%	-4.3%	...	...	...
Carmacks	189.0	-5.5%	6.5%	205.0	-4.6%	4.1%	216.0	-2.1%	-10.0%	...	...	...
Dawson City	196.4	-4.2%	-0.1%	210.0	-5.8%	-2.6%	218.1	-1.8%	-6.4%	149.0	...	...
Destruction Bay	179.9	-5.3%	0.8%	205.4	-2.6%	4.1%	211.9	-0.8%	-4.5%	188.9	1.1%	1.1%
Eagle Plains	..	...	...	...	...	...	..	...	...	...	...	...
Faro	200.0	0.0%	11.2%	...	...	...	219.9	3.1%	-6.4%	...	...	...
Haines Junction	192.8	-5.9%	5.9%	202.9	-10.2%	4.6%	210.3	-2.9%	-8.4%	...	...	...
Jake's Corner	179.9	-5.9%	2.9%	198.9	-5.4%	3.9%	189.9	-6.6%	-13.6%	...	...	...
Mayo	197.4	-2.7%	5.1%	...	...	...	205.4	-2.8%	-9.9%	...	...	...
Pelly Crossing	199.9	0.0%	9.3%	215.9	0.0%	6.9%	219.9	0.0%	0.0%	...	...	...
Ross River	199.9	0.0%	11.1%	...	...	...	225.9	7.6%	-5.9%	...	...	...
Stewart Crossing	189.9	-5.6%	2.7%	209.9	-4.7%	4.2%	199.9	-4.8%	-12.1%	...	...	...
Teslin	186.9	-2.2%	3.0%	213.9	1.1%	9.7%	196.9	-2.5%	-12.5%	150.0	0.0%	9.1%
Watson Lake	178.4	-5.7%	2.4%	210.9	-2.8%	7.7%	203.1	-0.8%	-8.8%	160.0	0.0%	0.0%

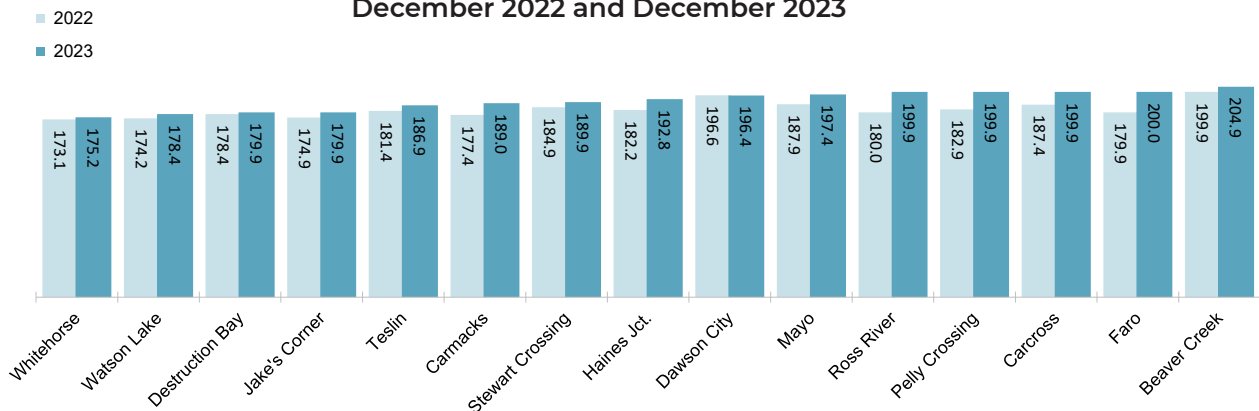
Notes to readers:

- All prices are Canadian cents per litre, including all applicable taxes.
- Communities with multiple gas stations have an average price for the reporting period.
- .. indicates this information was not available for the reporting period.
- ... indicates not applicable, or this service was not available in this community at this time.

In December 2023, average **regular self-serve** gasoline prices ranged from 175.2¢ per litre in Whitehorse to 204.9¢ per litre in Beaver Creek; a difference of 29.7¢. Comparing December 2023 to December 2022:

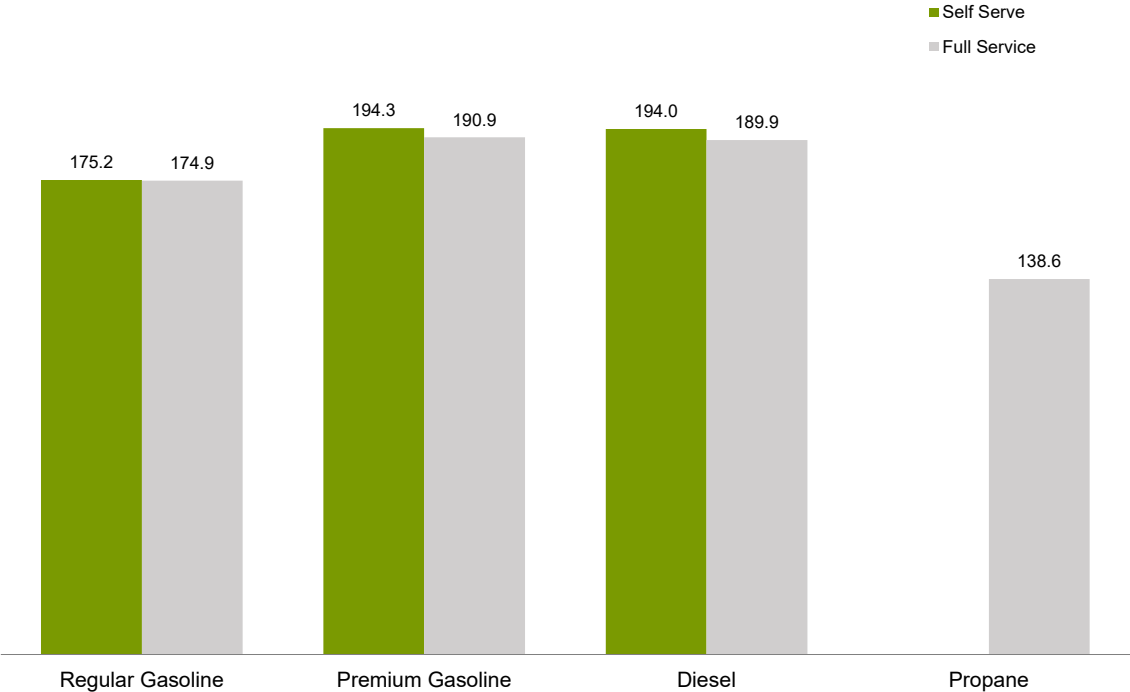
- Regular self-serve** gasoline prices increased in all Yukon communities except Dawson City (-0.1%) with the largest percentage increase in Faro (11.2%).
- Diesel self-serve** prices decreased in all Yukon communities except Pelly Crossing (0.0%) — the largest percentage decrease was in Jake's Corner (13.6%).
- In communities offering **full-serve propane** fuel services, where data was available, prices remained the same in Watson Lake and increased in Whitehorse, Destruction Bay and Teslin.

Average Self-Serve Regular Gasoline Prices, cents per litre,  
December 2022 and December 2023

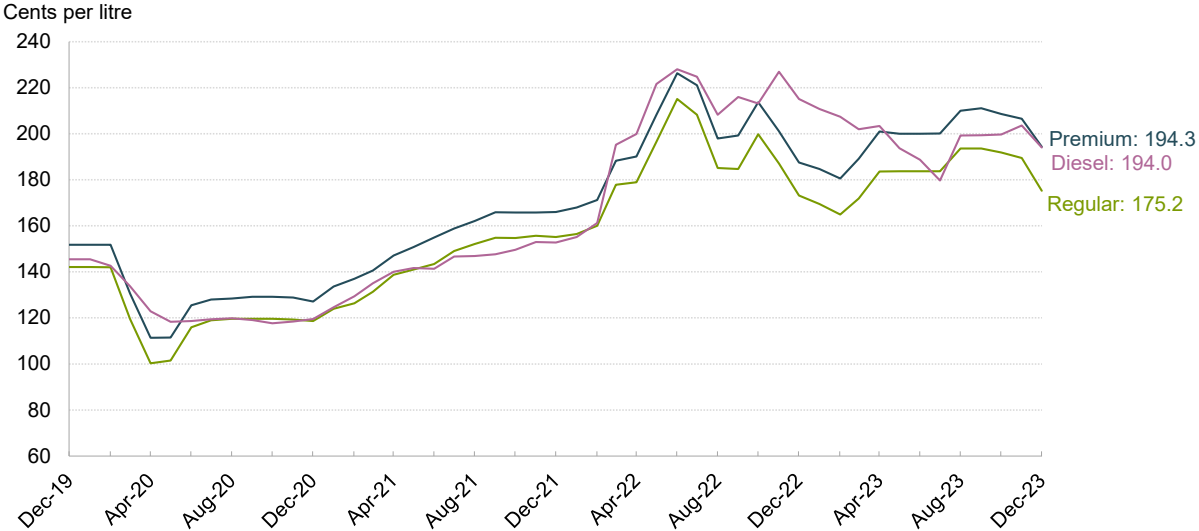


# Retail Motor Fuel Prices — Whitehorse

Average Fuel Prices, December 2023  
(cents per litre)



Average Self-Serve Bi-weekly Motor Fuel Prices, Whitehorse  
December 2019 - December 2023



# Residential Fuel Prices, by Community

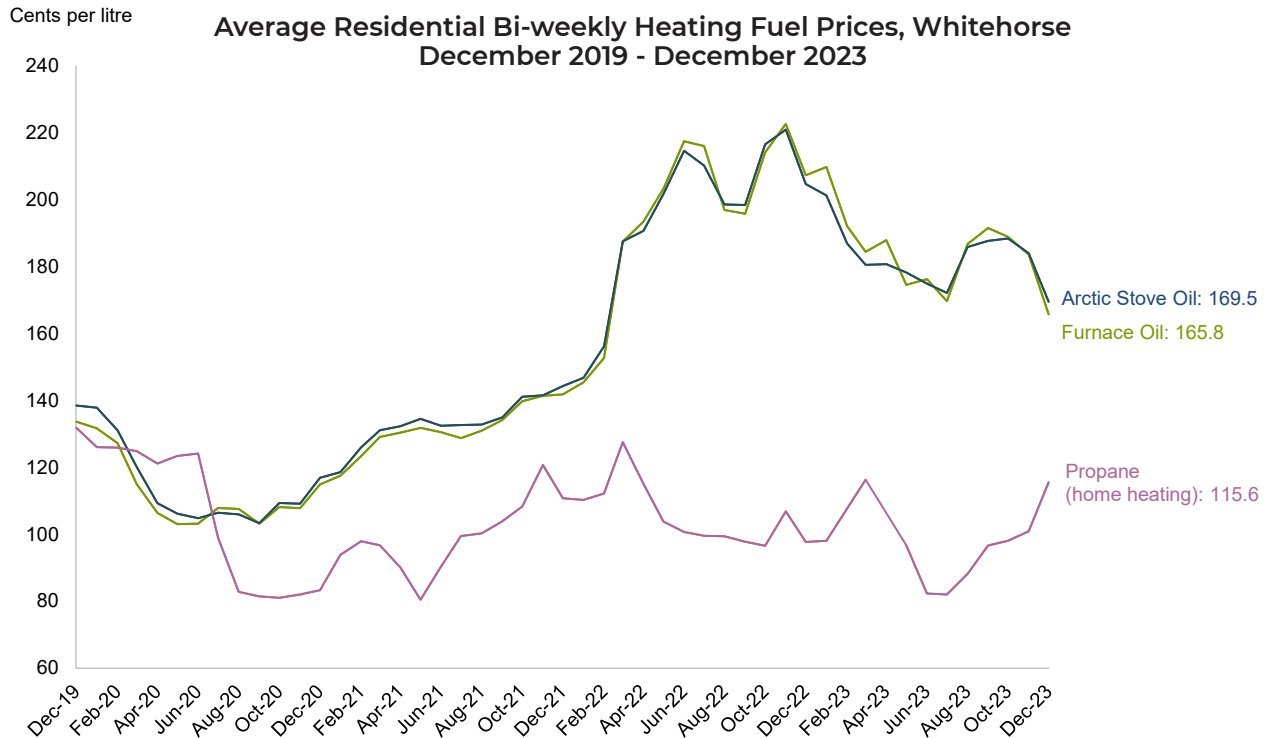
	Furnace Oil			Arctic Stove Oil			Propane (home heating)		
	--- % change ---			--- % change ---			--- % change ---		
	Price	Nov '23 to Dec '23	Dec '22 to Dec '23	Price	Nov '23 to Dec '23	Dec '22 to Dec '23	Price	Nov '23 to Dec '23	Dec '22 to Dec '23
Whitehorse	165.8	-9.9%	-20.0%	169.5	-7.7%	-17.2%	115.6	14.5%	18.3%
Beaver Creek	171.3	-8.4%	-17.8%	174.4	-9.1%	-17.9%	...	...	...
Burwash Landing	169.3	-8.4%	-18.0%	173.9	-6.9%	-17.0%	...	...	...
Carcross	167.3	-8.6%	-18.1%	175.7	-6.8%	-15.1%	...	...	...
Carmacks	168.1	-8.5%	-18.1%	177.6	-7.3%	-15.0%	..	...	...
Dawson City	177.5	-6.4%	-19.3%	179.1	-6.8%	-18.1%	..	...	...
Destruction Bay	169.2	-8.5%	-18.0%	172.3	-8.9%	-18.2%	...	...	...
Faro	170.2	-8.4%	-17.9%	173.3	-7.5%	-18.4%	..	...	...
Haines Junction	168.1	-8.5%	-18.1%	178.1	-6.5%	-14.8%	..	...	...
Marsh Lake	167.3	-8.6%	-18.2%	177.2	-6.0%	-14.4%	...	...	...
Mayo	172.6	-7.7%	-20.2%	174.2	-9.2%	-20.1%	..	...	...
Pelly Crossing	169.4	-8.5%	-18.0%	179.3	-6.7%	-14.9%	...	...	...
Ross River	168.0	-9.1%	-20.0%	173.9	-9.2%	-19.0%	..	...	...
Stewart Crossing	169.7	-8.5%	-18.0%	172.9	-8.3%	-17.7%	...	...	...
Tagish	167.3	-8.6%	-18.7%	175.7	-6.8%	-15.2%	...	...	...
Teslin	168.1	-8.5%	-18.1%	178.1	-6.5%	-14.8%	..	...	...
Watson Lake	171.3	-8.4%	-17.8%	174.4	-9.1%	-18.9%	..	...	...

**Notes to readers:**

- All prices are Canadian cents per litre, including all applicable taxes.
- .. indicates this information was not available for the reporting period.
- ... indicates not applicable, or this service was not available in this community at this time.

Comparing December 2023 to December 2022:

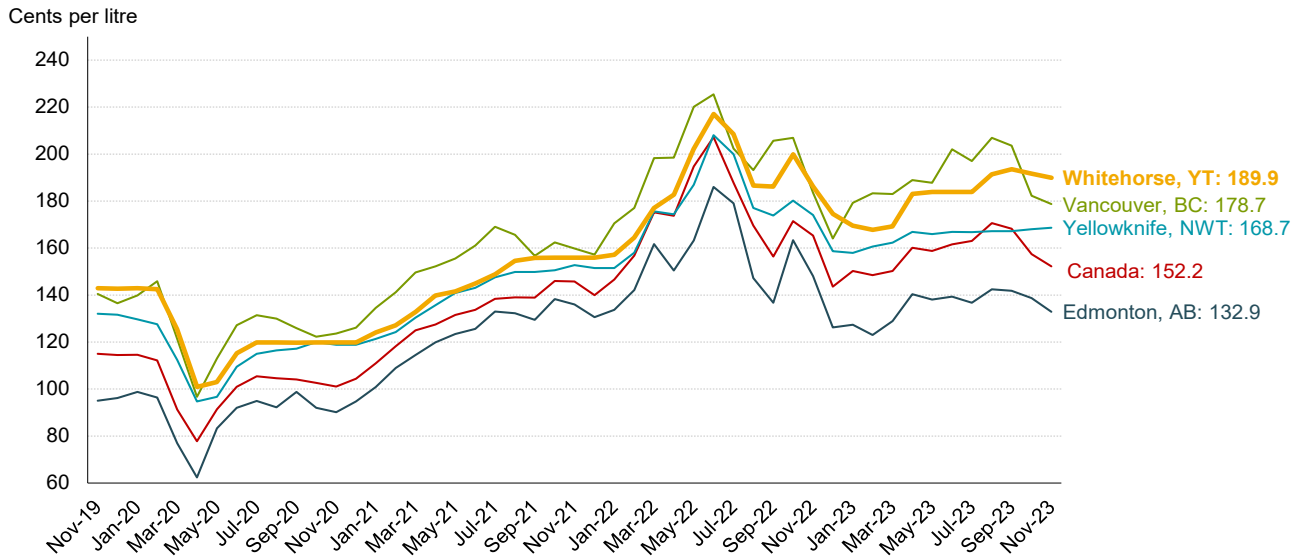
- **Furnace oil** prices decreased in all Yukon communities — the largest percentage decrease was in Mayo (20.2%);
- **Arctic stove oil** prices decreased in all Yukon communities — the largest percentage decrease was in Mayo (20.1%); and
- **Propane** (home heating) data was only available in Whitehorse, where prices increased (18.3%).



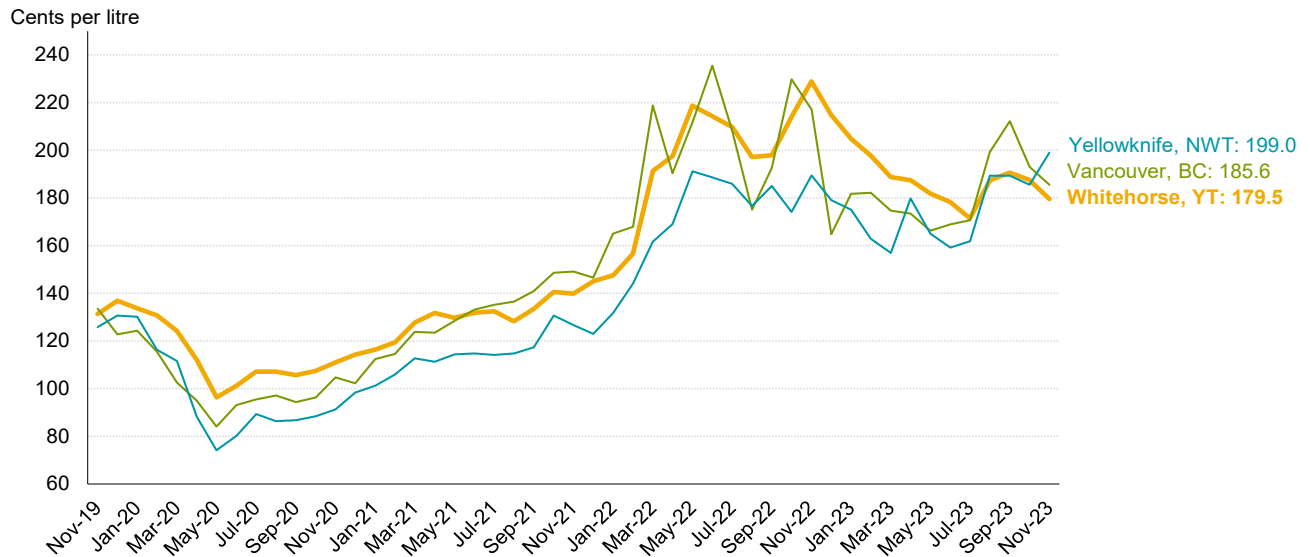
# Monthly Average Retail Prices for Gasoline and Fuel Oil - by geography

The data in the following charts are sourced from Statistics Canada's data tables (Table: 18-10-0001-01).

## Monthly Average Gasoline Prices, November 2019 to November 2023



## Monthly Average Heating Fuel Oil Prices, November 2019 to November 2023



Source: Statistics Canada. Table 18-10-0001-01 (accessed: 2023-12-05).

### Looking for detailed data?

Detailed and downloadable fuel price data is available by Yukon community on the Community Statistics website.

[View detailed fuel data](#)

Next release: January 26, 2023