

YUKON BUREAU OF STATISTICS



Yukon Fuel Price Survey January 2019

Retail Motor Fuel Prices in Yukon

Average Prices as of January 30, 2019

	Self-serve			% Change Jan 31, 2018 to Jan 30, 2019		
	regular	premium	diesel	regular	premium	diesel
Whitehorse	124.5	133.8	137.8	4.0%	3.0%	5.5%
Beaver Creek	149.9	159.9	159.9	3.5%	0.0%	0.0%
Burwash Landing	126.0	136.0	138.9	-3.0%	-2.8%	8.6%
Carcross	134.9	-	149.9	3.8%	-	9.5%
Carmacks	129.9	139.9	144.9	-0.8%	-3.8%	3.2%
Dawson City	134.6	146.1	147.0	2.0%	-1.4%	5.8%
Destruction Bay	128.9	141.9	143.9	-5.8%	-5.3%	-4.0%
Eagle Plains	165.0	-	155.0	13.8%	-	3.3%
Faro	130.9	-	145.9	-2.7%	-	8.2%
Haines Junction	128.9	136.9	139.9	3.2%	2.2%	3.3%
Jake's Corner	127.9	137.9	143.0	n/a	n/a	n/a
Mayo	133.9	-	144.9	9.9%	-	10.4%
Pelly Crossing	130.9	136.9	125.9	0.0%	n/a	-8.4%
Ross River	n/a	-	n/a	n/a	-	n/a
Stewart Crossing	134.9	140.9	145.9	3.1%	2.9%	4.3%
Teslin	131.9	n/a	143.9	1.5%	n/a	6.7%
Watson Lake	122.9	134.9	136.6	5.6%	0.0%	4.4%

As of January 30, 2019, average **regular self-serve** gasoline prices ranged from 122.9¢ per litre in Watson Lake to 165.0¢ per litre in Eagle Plains; a difference of 42.1¢. In communities offering **premium self-serve** gasoline, prices ranged from 133.8¢ in Whitehorse to 159.9¢ in Beaver Creek; a difference of 26.1¢. **Diesel self-serve** prices ranged from 125.9¢ in Pelly Crossing to 159.9¢ in Beaver Creek; a difference of 34.0¢ per litre.

Comparing January 30, 2019 to January 31, 2018, **regular self-serve** gasoline prices increased in all Yukon communities with the exceptions of Burwash Landing, Carmacks, Destruction Bay and Faro; prices remained the same in Pelly Crossing. **Diesel self-serve** prices increased in all Yukon communities with the exceptions of Destruction Bay and Pelly Crossing; prices remained the same in Beaver Creek.

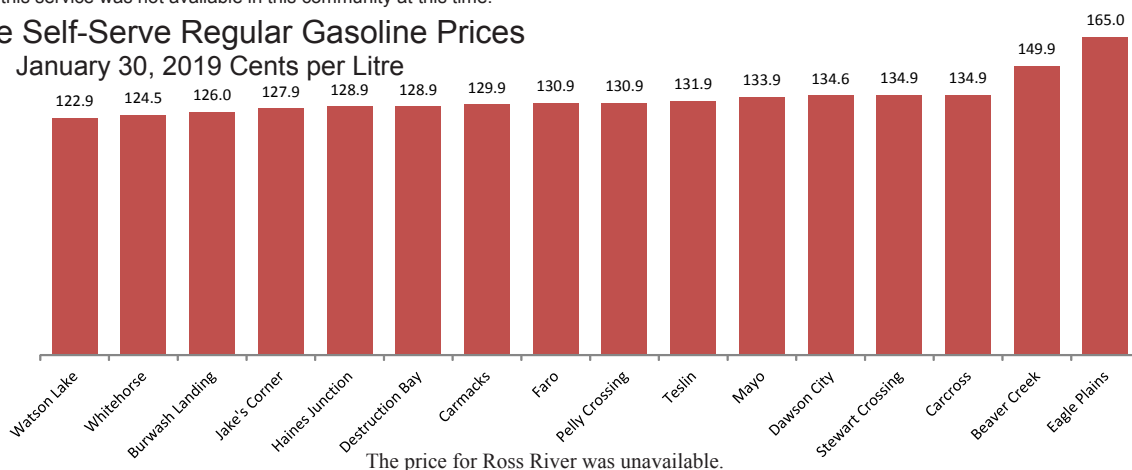
	Full-serve				% Change Jan 31, 2018 to Jan 30, 2019			
	regular	premium	diesel	propane	regular	premium	diesel	propane
Whitehorse	124.9	134.9	140.0	97.4	3.3%	1.9%	5.3%	-5.3%
Dawson City	-	-	-	n/a	-	-	-	n/a
Destruction Bay	-	-	-	136.9	-	-	-	7.9%
Eagle Plains	-	-	-	140.0	-	-	-	0.0%
Haines Junction	-	-	-	n/a	-	-	-	n/a
Teslin	-	-	-	110.0	-	-	-	-2.2%
Watson Lake	-	-	-	110.9	-	-	-	4.7%

In communities offering **full-serve propane** fuel services, prices ranged from 97.4¢ per litre in Whitehorse to 140.0¢ per litre in Eagle Plains; a difference of 42.6¢. Year-over-year, prices of full-serve propane increased in Destruction Bay and Watson Lake; prices decreased in Whitehorse and Teslin; and prices remained the same in Eagle Plains.

Notes:

All prices are Canadian cents per litre, including all applicable taxes.
 "n/a" indicates this information was not available for the reporting period.
 "-" Indicates this service was not available in this community at this time.

Average Self-Serve Regular Gasoline Prices January 30, 2019 Cents per Litre

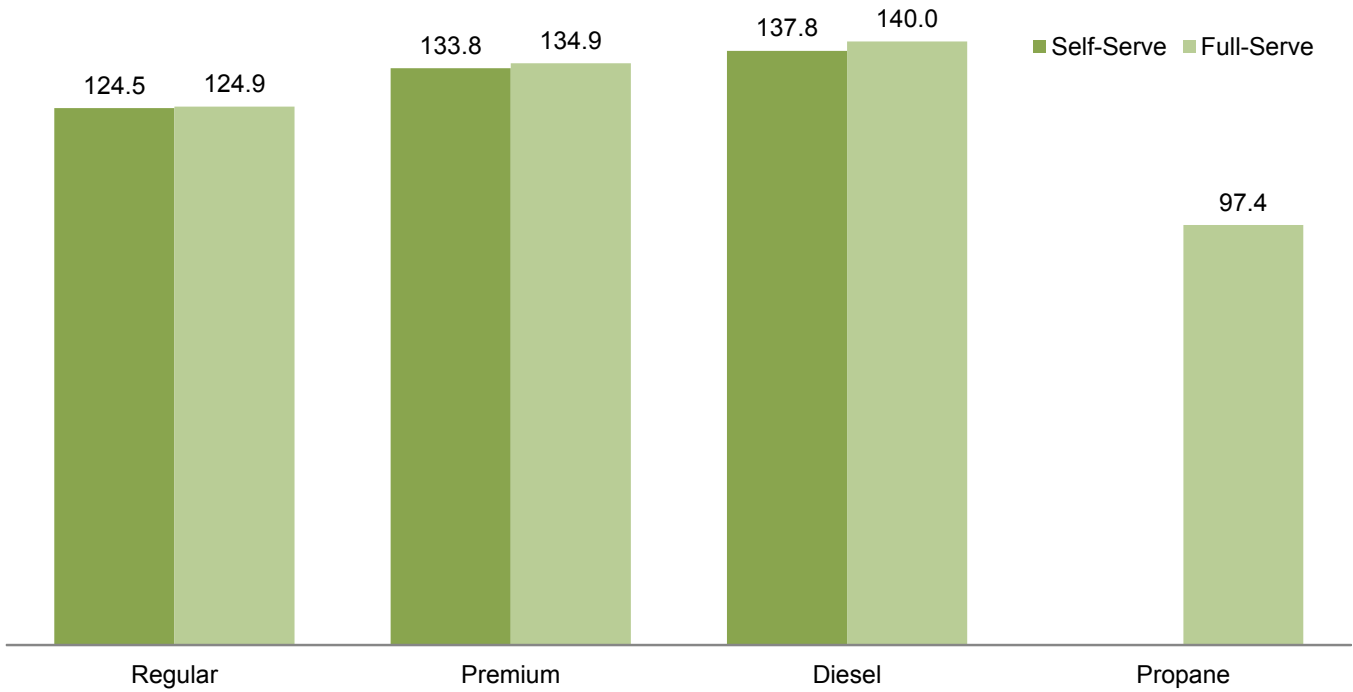


Retail Motor Fuel Prices — Whitehorse

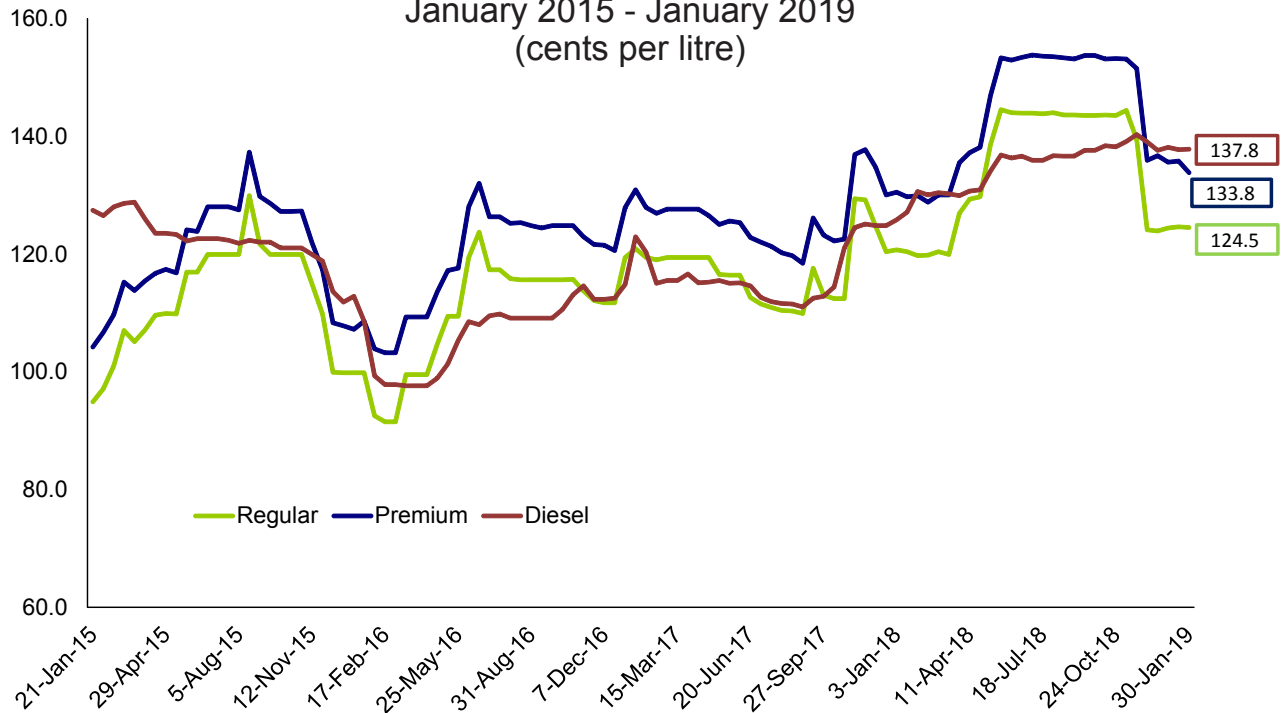
	Self-serve			Full-serve			
	regular	premium	diesel	regular	premium	diesel	propane
30-Jan-19	124.5	133.8	137.8	124.9	134.9	140.0	97.4
16-Jan-19	124.6	135.8	137.7	124.9	138.9	138.4	101.2
2-Jan-19	124.4	135.6	138.1	124.9	138.4	138.4	101.2
19-Dec-18	123.9	136.7	137.6	124.9	140.2	137.9	102.9
5-Dec-18	124.1	135.9	139.0	123.6	138.9	138.2	101.9
21-Nov-18	139.4	151.5	140.3	139.9	151.2	139.6	102.9
7-Nov-18	144.4	153.1	139.1	144.9	152.9	137.9	101.9
24-Oct-18	143.5	153.2	138.2	142.9	152.9	135.9	101.9
10-Oct-18	143.6	153.1	138.4	144.9	152.9	137.9	100.2
26-Sep-18	143.5	153.7	137.6	144.9	152.9	137.9	100.9
12-Sep-18	143.5	153.7	137.6	144.9	152.9	137.9	99.9
29-Aug-18	143.6	153.1	136.6	144.9	152.9	137.9	100.2
15-Aug-18	143.6	153.3	136.6	144.9	152.9	137.9	100.2
1-Aug-18	144.0	153.5	136.7	144.9	152.9	137.9	100.3
18-Jul-18	143.8	153.6	135.9	144.9	151.9	136.9	98.5
4-Jul-18	143.9	153.8	135.9	144.9	152.9	136.2	100.9
20-Jun-18	143.9	153.4	136.6	144.9	154.9	137.9	102.6
6-Jun-18	144.0	152.9	136.3	144.9	152.9	136.2	102.6
23-May-18	144.5	153.3	136.8	144.9	152.9	136.2	101.2
9-May-18	138.6	146.9	134.1	139.9	147.6	134.9	100.2
25-Apr-18	129.7	138.1	130.9	129.9	137.9	130.9	100.2
11-Apr-18	129.3	137.2	130.7	129.9	137.9	130.9	100.6
28-Mar-18	126.9	135.5	129.9	126.9	134.9	130.9	100.6
14-Mar-18	119.9	130.0	130.2	120.9	131.9	130.9	102.9
28-Feb-18	120.4	130.0	130.4	120.9	131.9	130.9	102.9
14-Feb-18	119.8	128.8	130.0	120.9	127.9	131.9	101.4
31-Jan-18	119.7	129.9	130.6	120.9	132.4	132.9	102.9
17-Jan-18	120.4	129.7	127.1	119.9	130.9	124.6	103.9
3-Jan-18	120.7	130.5	125.8	120.9	131.9	126.2	103.9
Dec '17	122.6	132.4	124.8	124.1	133.6	126.2	102.3
Nov '17	129.3	137.3	124.8	129.8	137.8	122.9	101.6
Oct '17	112.4	122.4	117.7	112.9	124.2	116.2	100.2
Sep '17	115.3	124.7	112.7	116.4	126.4	114.0	98.5
Aug '17	110.2	119.4	111.4	109.8	120.8	112.1	97.0
Jul '17	111.2	121.7	112.3	111.3	123.7	113.1	97.9
Jun '17	114.5	124.1	114.9	115.1	125.1	115.1	98.2
May '17	116.5	125.3	115.3	116.9	126.2	114.9	93.6
Apr '17	118.6	127.1	115.2	118.9	126.4	114.9	92.9
Mar '17	119.4	127.6	115.9	119.9	127.2	115.6	96.7
Feb '17	119.2	127.4	117.7	119.3	126.6	122.2	93.9
Jan '17	119.4	127.9	115.1	119.9	127.2	114.8	91.4
Dec '16	111.7	121.1	112.4	111.9	122.2	111.9	89.9
Nov '16	112.9	122.3	113.5	112.8	123.7	113.6	90.3
Oct '16	115.7	124.8	111.9	115.9	126.2	114.3	88.3
Sep '16	115.6	124.6	109.1	115.9	126.2	108.9	88.6
Aug '16	115.7	125.1	109.1	115.9	126.2	108.9	88.7
Jul '16	117.3	126.3	109.7	117.9	126.4	110.4	90.4
Jun '16	121.6	130.0	108.3	122.6	132.8	108.9	89.7
May '16	109.4	117.4	103.3	109.9	118.6	106.7	88.9
Apr '16	102.1	111.5	98.3	101.8	114.8	106.7	89.1
Mar '16	96.8	107.3	97.7	97.5	113.2	105.6	88.4
Feb '16	92.0	103.6	98.6	93.7	111.1	105.7	91.6
Jan '16	99.8	107.9	110.7	100.6	119.6	116.5	94.3

Retail Motor Fuel Prices — Whitehorse

Average Fuel Prices, as of January 30, 2019
(cents per litre)



Average Self-Serve Bi-weekly Fuel Prices,
January 2015 - January 2019
(cents per litre)



Retail Motor Fuel Prices - Beaver Creek & Burwash Landing

	Beaver Creek Self-serve		
	regular	premium	diesel
30-Jan-19	149.9	159.9	159.9
16-Jan-19	149.9	169.9	169.9
2-Jan-19	149.9	169.9	169.9
19-Dec-18	149.9	169.9	169.9
5-Dec-18	159.9	169.9	169.9
21-Nov-18	159.9	169.9	169.9
7-Nov-18	159.9	169.9	159.9
24-Oct-18	159.9	169.9	159.9
10-Oct-18	157.6	169.9	155.6
26-Sep-18	157.6	169.9	155.6
12-Sep-18	158.4	169.9	158.4
29-Aug-18	157.6	169.9	155.6
15-Aug-18	157.6	169.9	148.6
1-Aug-18	157.6	169.9	148.6
18-Jul-18	157.6	169.9	148.6
4-Jul-18	157.6	169.9	148.6
20-Jun-18	158.9	169.9	148.6
6-Jun-18	158.9	169.9	148.6
23-May-18	152.2	169.9	145.2
9-May-18	149.9	149.9	149.9
25-Apr-18	144.9	159.9	159.9
11-Apr-18	144.9	159.9	159.9
28-Mar-18	144.9	159.9	159.9
14-Mar-18	144.9	159.9	159.9
28-Feb-18	144.9	159.9	159.9
14-Feb-18	144.9	159.9	159.9
31-Jan-18	144.9	159.9	159.9
17-Jan-18	144.9	159.9	159.9
3-Jan-18	144.9	159.9	159.9
Dec '17	141.2	159.9	153.7
Nov '17	137.4	159.9	144.9
Oct '17	137.2	159.9	142.3
Sep '17	136.9	159.9	139.6
Aug '17	138.8	159.9	139.5
Jul '17	133.6	159.9	137.9
Jun '17	133.5	159.9	137.5
May '17	130.5	159.9	137.6
Apr '17	138.3	159.9	143.3
Mar '17	144.6	159.6	154.6
Feb '17	144.9	159.9	152.4
Jan '17	144.9	155.4	149.9
Dec '16	139.9	159.9	149.9
Nov '16	139.9	159.9	143.9
Oct '16	133.2	159.9	136.2
Sep '16	133.2	159.9	135.9
Aug '16	133.2	159.9	135.6
Jul '16	137.9	159.9	130.3
Jun '16	130.8	151.4	125.9
May '16	121.5	142.9	137.1
Apr '16	127.6	142.9	141.9
Mar '16	127.9	142.2	131.2
Feb '16	131.9	141.9	137.4
Jan '16	139.9	152.9	149.9

	Burwash Landing Self-serve		
	regular	premium	diesel
30-Jan-19	126.0	136.0	138.9
16-Jan-19	140.9	152.9	138.9
2-Jan-19	n/a	n/a	n/a
19-Dec-18	140.9	152.9	138.9
5-Dec-18	140.9	152.9	138.9
21-Nov-18	147.9	157.9	138.9
7-Nov-18	147.9	157.9	137.9
24-Oct-18	147.9	157.9	138.9
10-Oct-18	n/a	n/a	n/a
26-Sep-18	n/a	n/a	n/a
12-Sep-18	n/a	n/a	n/a
29-Aug-18	147.9	157.9	138.9
15-Aug-18	144.9	154.9	137.9
1-Aug-18	144.9	154.9	137.9
18-Jul-18	144.9	154.9	137.9
4-Jul-18	144.9	154.9	137.9
20-Jun-18	n/a	n/a	n/a
6-Jun-18	144.9	154.9	137.9
23-May-18	144.9	154.9	127.9
9-May-18	129.9	139.9	135.9
28-Mar-18	129.9	139.9	135.9
14-Mar-18	129.9	139.9	135.9
28-Mar-18	125.9	135.9	135.9
14-Mar-18	129.9	139.9	127.9
28-Feb-18	n/a	n/a	n/a
14-Feb-18	129.9	139.9	127.9
31-Jan-18	129.9	139.9	127.9
17-Jan-18	129.9	139.9	127.9
3-Jan-18	n/a	n/a	n/a
Dec '17	129.9	139.9	127.9
Nov '17	129.9	139.9	127.9
Oct '17	120.9	130.9	118.9
Sep '17	120.9	130.9	118.9
Aug '17	120.9	130.9	118.9
Jul '17	120.9	130.9	118.9
Jun '17	120.9	130.9	118.9
May '17	120.9	130.9	118.9
Apr '17	125.9	135.9	118.9
Mar '17	125.9	135.9	118.9
Feb '17	125.9	135.9	118.9
Jan '17	122.9	132.9	117.4
Dec '16	119.9	129.9	115.9
Nov '16	119.9	129.9	115.9
Oct '16	119.9	129.9	115.9
Sep '16	119.9	129.9	115.9
Aug '16	119.9	129.9	115.9
Jul '16	122.9	132.9	120.9
Jun '16	119.9	129.9	119.9
May '16	105.9	115.9	109.9
Apr '16	99.9	109.9	109.9
Mar '16	99.9	109.9	109.5
Feb '16	99.9	109.9	105.9
Jan '16	n/a	n/a	n/a

Retail Motor Fuel Prices — Carcross & Carmacks

	Carcross Self-serve				Carmacks Self-serve		
	regular	premium	diesel		regular	premium	diesel
30-Jan-19	134.9	-	149.9	30-Jan-19	129.9	139.9	144.9
16-Jan-19	134.9	-	149.9	16-Jan-19	129.9	139.9	144.9
2-Jan-19	134.9	-	149.9	2-Jan-19	129.9	139.9	143.9
19-Dec-18	134.9	-	149.9	19-Dec-18	129.9	139.9	144.9
5-Dec-18	134.9	-	149.9	5-Dec-18	136.9	153.4	159.4
21-Nov-18	149.9	-	154.9	21-Nov-18	144.9	159.9	155.9
7-Nov-18	154.9	-	154.9	7-Nov-18	154.9	164.9	155.9
24-Oct-18	n/a	-	n/a	24-Oct-18	154.9	164.9	152.4
10-Oct-18	154.9	-	154.9	10-Oct-18	154.9	164.9	152.4
26-Sep-18	154.9	-	154.9	26-Sep-18	154.9	164.9	155.4
12-Sep-18	154.9	-	154.9	12-Sep-18	154.9	162.4	151.4
29-Aug-18	154.9	-	154.9	29-Aug-18	154.9	164.9	151.4
15-Aug-18	154.9	-	154.9	15-Aug-18	159.9	167.4	151.4
1-Aug-18	154.9	-	154.9	1-Aug-18	159.9	167.4	151.4
18-Jul-18	154.9	-	154.9	18-Jul-18	159.9	167.4	151.4
4-Jul-18	154.9	-	154.9	4-Jul-18	154.9	157.4	147.9
20-Jun-18	154.9	-	154.9	20-Jun-18	152.4	157.4	147.9
6-Jun-18	154.9	-	149.9	6-Jun-18	154.9	157.4	147.9
23-May-18	149.9	-	149.9	23-May-18	149.9	154.9	147.9
9-May-18	149.9	-	149.9	9-May-18	149.9	153.9	144.9
25-Apr-18	138.9	-	144.9	25-Apr-18	139.9	149.4	142.9
11-Apr-18	138.9	-	144.9	11-Apr-18	139.9	154.9	139.9
28-Mar-18	132.9	-	138.9	28-Mar-18	130.9	145.4	140.4
14-Mar-18	132.9	-	144.9	14-Mar-18	130.9	145.4	140.4
28-Feb-18	132.9	-	144.9	28-Feb-18	130.9	145.4	140.4
14-Feb-18	129.9	-	139.9	14-Feb-18	130.9	145.4	140.4
31-Jan-18	129.9	-	136.9	31-Jan-18	130.9	145.4	140.4
17-Jan-18	129.9	-	134.9	17-Jan-18	130.9	145.4	140.4
3-Jan-18	130.0	-	140.0	3-Jan-18	139.9	149.9	138.4
Dec '17	137.5	-	143.5	Dec '17	139.9	149.9	137.9
Nov '17	136.5	-	136.5	Nov '17	132.4	142.4	134.4
Oct '17	124.0	-	125.0	Oct '17	124.9	137.2	129.9
Sep '17	126.5	-	127.5	Sep '17	129.9	138.2	128.9
Aug '17	122.0	-	122.0	Aug '17	119.9	130.9	124.1
Jul '17	124.4	-	124.4	Jul '17	119.9	128.7	121.2
Jun '17	128.4	-	126.9	Jun '17	124.9	134.9	127.4
May '17	129.9	-	129.9	May '17	124.9	132.4	127.4
Apr '17	129.9	-	129.9	Apr '17	124.9	135.9	127.4
Mar '17	129.9	-	129.9	Mar '17	124.9	135.9	127.4
Feb '17	129.9	-	129.9	Feb '17	124.9	135.9	127.4
Jan '17	129.9	-	129.9	Jan '17	124.9	134.4	127.4
Dec '16	121.9	-	128.4	Dec '16	124.9	133.4	126.2
Nov '16	123.4	-	128.4	Nov '16	124.9	130.9	124.9
Oct '16	125.9	-	129.9	Oct '16	124.9	125.4	124.9
Sep '16	125.9	-	127.9	Sep '16	124.9	130.4	124.9
Aug '16	125.9	-	125.9	Aug '16	125.9	131.2	125.9
Jul '16	127.9	-	127.9	Jul '16	127.9	138.9	127.9
Jun '16	129.9	-	127.4	Jun '16	133.2	133.9	132.2
May '16	119.9	-	124.9	May '16	114.9	117.4	114.7
Apr '16	114.4	-	124.9	Apr '16	109.9	109.9	109.9
Mar '16	110.9	-	118.6	Mar '16	106.6	106.6	106.6
Feb '16	109.9	-	115.9	Feb '16	95.9	105.9	99.9
Jan '16	118.4	-	127.9	Jan '16	107.4	117.4	114.9

Retail Motor Fuel Prices — Dawson City & Destruction Bay

	Dawson City Self-serve			Full-serve propane
	regular	premium	diesel	
30-Jan-19	134.6	146.1	147.0	n/a
16-Jan-19	134.1	144.4	145.2	n/a
2-Jan-19	139.6	164.9	152.2	n/a
19-Dec-18	135.4	164.9	147.7	n/a
5-Dec-18	142.6	174.0	154.2	n/a
21-Nov-18	152.6	174.0	153.5	n/a
7-Nov-18	158.2	172.0	154.9	135.0
24-Oct-18	154.6	172.0	151.7	135.0
10-Oct-18	154.6	172.0	151.8	135.0
26-Sep-18	154.6	172.0	151.8	135.0
12-Sep-18	154.6	172.0	150.6	135.0
29-Aug-18	154.6	172.0	150.6	135.0
15-Aug-18	154.6	172.0	150.6	135.0
1-Aug-18	154.6	170.2	150.6	135.0
18-Jul-18	154.6	172.0	150.6	135.0
4-Jul-18	154.6	172.0	150.3	135.0
20-Jun-18	154.6	172.0	150.3	135.0
6-Jun-18	154.6	172.0	150.3	135.0
23-May-18	155.7	167.0	151.7	135.0
9-May-18	150.8	159.7	147.6	135.0
25-Apr-18	143.3	152.7	141.5	135.0
11-Apr-18	141.8	152.7	142.9	135.0
28-Mar-18	133.5	149.5	137.8	n/a
14-Mar-18	127.8	149.5	139.7	n/a
28-Feb-18	135.1	148.2	142.2	135.0
14-Feb-18	132.0	148.2	137.6	135.0
31-Jan-18	132.0	148.2	139.0	135.0
17-Jan-18	125.8	143.5	129.8	n/a
3-Jan-18	134.8	147.7	135.6	135.0
Dec '17	134.0	151.1	135.0	135.0
Nov '17	140.9	148.7	145.8	135.0
Oct '17	134.7	143.2	136.3	135.0
Sep '17	136.2	144.7	135.9	135.0
Aug '17	129.7	136.5	131.7	135.0
Jul '17	131.0	138.2	134.2	135.0
Jun '17	134.2	140.2	134.9	135.0
May '17	135.7	141.7	137.8	135.0
Apr '17	135.7	141.7	137.8	135.0
Mar '17	135.7	141.7	137.8	135.3
Feb '17	136.1	142.6	140.8	135.0
Jan '17	132.5	139.5	142.8	n/a
Dec '16	134.2	139.4	131.9	135.0
Nov '16	134.4	141.4	131.9	135.0
Oct '16	136.2	143.2	131.9	135.0
Sep '16	137.2	143.2	131.9	135.0
Aug '16	137.2	143.2	131.9	135.0
Jul '16	136.2	143.0	131.9	135.0
Jun '16	131.1	137.7	127.9	135.0
May '16	123.7	131.4	127.9	135.0
Apr '16	118.0	125.0	127.9	135.0
Mar '16	117.2	124.2	135.9	135.0
Feb '16	119.5	126.5	143.8	135.0
Jan '16	121.1	128.6	141.9	135.0

	Destruction Bay Self-serve			Full-serve propane
	regular	premium	diesel	
30-Jan-19	128.9	141.9	143.9	136.9
16-Jan-19	128.9	141.9	144.9	136.9
2-Jan-19	142.9	155.9	156.9	136.9
19-Dec-18	142.9	155.9	156.9	136.9
5-Dec-18	142.9	155.9	156.9	140.0
21-Nov-18	145.9	158.9	154.9	140.0
7-Nov-18	145.9	158.9	153.9	140.0
24-Oct-18	152.9	165.9	156.9	140.0
10-Oct-18	153.9	166.9	157.9	136.9
26-Sep-18	155.9	168.9	150.9	136.9
12-Sep-18	n/a	n/a	n/a	n/a
29-Aug-18	152.9	165.9	149.9	136.9
15-Aug-18	151.9	164.9	148.9	136.9
1-Aug-18	154.9	167.9	147.9	136.9
18-Jul-18	151.9	164.9	147.9	136.9
4-Jul-18	156.9	169.9	151.9	136.9
20-Jun-18	153.9	166.9	153.9	136.9
6-Jun-18	156.9	159.9	153.9	136.9
23-May-18	156.9	168.9	152.9	140.0
9-May-18	151.9	164.9	146.9	140.0
25-Apr-18	151.9	164.9	145.9	140.0
11-Apr-18	148.9	155.9	144.9	130.0
28-Mar-18	142.9	155.9	144.9	126.9
14-Mar-18	135.9	148.9	144.9	126.9
28-Feb-18	135.9	148.9	146.9	126.9
14-Feb-18	n/a	n/a	n/a	n/a
31-Jan-18	136.9	149.9	149.9	126.9
17-Jan-18	134.9	147.9	146.9	126.9
3-Jan-18	133.9	147.9	146.9	126.9
Dec '17	132.9	145.9	144.4	126.9
Nov '17	137.4	150.4	143.4	126.9
Oct '17	129.9	142.9	137.9	126.9
Sep '17	128.9	141.9	127.9	126.9
Aug '17	128.4	140.9	124.4	126.9
Jul '17	123.4	134.9	119.9	126.9
Jun '17	120.9	132.9	122.9	126.9
May '17	127.9	137.9	125.9	128.5
Apr '17	132.9	142.9	128.9	126.9
Mar '17	126.9	136.9	129.9	126.9
Feb '17	128.9	138.9	128.9	128.5
Jan '17	131.4	141.4	127.9	126.9
Dec '16	126.4	134.9	128.4	126.9
Nov '16	122.9	132.9	128.9	128.5
Oct '16	128.9	138.9	129.9	128.5
Sep '16	124.4	134.4	122.9	126.9
Aug '16	126.6	136.6	120.9	127.9
Jul '16	125.4	135.4	122.9	126.9
Jun '16	135.4	145.4	123.9	128.5
May '16	120.4	130.9	116.9	130.0
Apr '16	118.9	128.9	113.9	130.0
Mar '16	116.9	126.9	112.2	127.9
Feb '16	111.9	121.9	109.9	126.9
Jan '16	120.4	130.4	115.9	126.9

Retail Motor Fuel Prices — Eagle Plains & Faro

	Eagle Plains				Faro			
	Eagle Plains Self-Serve			Full-serve propane	Faro Self-Serve			
	regular	premium	diesel		regular	premium	diesel	
30-Jan-19	165.0	-	155.0	140.0	30-Jan-19	130.9	-	145.9
16-Jan-19	165.0	-	155.0	140.0	16-Jan-19	n/a	-	n/a
2-Jan-19	n/a	-	n/a	n/a	2-Jan-19	130.9	-	145.9
19-Dec-18	155.0	-	155.0	140.0	19-Dec-18	130.9	-	145.9
5-Dec-18	155.0	-	155.0	140.0	5-Dec-18	145.9	-	159.5
21-Nov-18	155.0	-	155.0	140.0	21-Nov-18	n/a	-	n/a
7-Nov-18	155.0	-	155.0	140.0	7-Nov-18	154.9	-	142.5
24-Oct-18	155.0	-	155.0	140.0	24-Oct-18	n/a	-	n/a
10-Oct-18	165.0	-	160.0	140.0	10-Oct-18	154.9	-	142.5
26-Sep-18	165.0	-	155.0	140.0	26-Sep-18	154.9	-	142.5
12-Sep-18	n/a	-	n/a	n/a	12-Sep-18	154.9	-	142.5
29-Aug-18	165.0	-	155.0	140.0	29-Aug-18	154.9	-	142.5
15-Aug-18	165.0	-	155.0	140.0	15-Aug-18	159.9	-	149.5
1-Aug-18	155.0	-	155.0	140.0	1-Aug-18	159.9	-	149.5
18-Jul-18	160.0	-	155.0	140.0	18-Jul-18	n/a	-	n/a
4-Jul-18	160.0	-	155.0	140.0	4-Jul-18	154.9	-	152.5
20-Jun-18	n/a	-	n/a	n/a	20-Jun-18	153.9	-	152.5
6-Jun-18	n/a	-	n/a	n/a	6-Jun-18	153.9	-	154.5
23-May-18	n/a	-	n/a	n/a	23-May-18	153.9	-	152.5
9-May-18	n/a	-	n/a	n/a	9-May-18	149.9	-	148.5
25-Apr-18	n/a	-	n/a	n/a	25-Apr-18	139.9	-	145.5
11-Apr-18	n/a	-	n/a	n/a	11-Apr-18	139.9	-	145.5
28-Mar-18	145.0	-	150.0	140.0	28-Mar-18	134.5	-	142.9
14-Mar-18	145.0	-	150.0	140.0	14-Mar-18	134.5	-	142.9
28-Feb-18	145.0	-	150.0	140.0	28-Feb-18	134.9	-	142.9
14-Feb-18	145.0	-	150.0	140.0	14-Feb-18	134.5	-	134.9
31-Jan-18	145.0	-	150.0	140.0	31-Jan-18	134.5	-	134.9
17-Jan-18	145.0	-	140.0	140.0	17-Jan-18	139.5	-	134.9
3-Jan-18	145.0	-	140.0	140.0	3-Jan-18	139.9	-	134.5
Dec '17	145.0	-	142.5	140.0	Dec '17	139.9	-	134.5
Nov '17	145.0	-	142.5	140.0	Nov '17	n/a	-	n/a
Oct '17	145.0	-	140.0	140.0	Oct '17	n/a	-	n/a
Sep '17	145.0	-	140.0	140.0	Sep '17	128.2	-	129.9
Aug '17	145.0	-	143.3	140.0	Aug '17	127.9	-	132.9
Jul '17	145.0	-	142.5	140.0	Jul '17	127.0	-	127.0
Jun '17	145.0	-	142.5	140.0	Jun '17	127.9	-	132.9
May '17	145.0	-	145.0	140.0	May '17	127.9	-	132.9
Apr '17	145.0	-	140.0	140.0	Apr '17	127.9	-	132.9
Mar '17	145.0	-	140.0	140.0	Mar '17	125.9	-	130.9
Feb '17	145.0	-	140.0	140.0	Feb '17	124.9	-	129.9
Jan '17	145.0	-	140.0	140.0	Jan '17	124.9	-	129.9
Dec '16	145.0	-	140.0	140.0	Dec '16	124.9	-	123.9
Nov '16	145.0	-	142.5	140.0	Nov '16	124.9	-	123.9
Oct '16	145.0	-	145.0	140.0	Oct '16	124.9	-	123.9
Sep '16	145.0	-	145.0	140.0	Sep '16	n/a	-	n/a
Aug '16	145.0	-	143.3	140.0	Aug '16	126.9	-	125.9
Jul '16	145.0	-	142.5	140.0	Jul '16	133.5	-	129.5
Jun '16	145.0	-	145.0	140.0	Jun '16	134.9	-	133.9
May '16	145.0	-	145.0	140.0	May '16	109.9	-	108.9
Apr '16	145.0	-	140.0	140.0	Apr '16	109.9	-	108.9
Mar '16	146.7	-	145.0	140.0	Mar '16	100.2	-	101.2
Feb '16	150.0	-	150.0	140.0	Feb '16	102.9	-	107.4
Jan '16	150.0	-	155.0	140.0	Jan '16	107.4	-	114.9

Retail Motor Fuel Prices — Haines Junction

	Self-serve			Full-serve
	regular	premium	diesel	propane
30-Jan-19	128.9	136.9	139.9	n/a
16-Jan-19	128.9	136.9	139.9	n/a
2-Jan-19	128.9	136.9	139.9	n/a
19-Dec-18	130.9	136.9	141.5	n/a
5-Dec-18	142.4	142.9	146.4	n/a
21-Nov-18	146.5	152.9	148.6	n/a
7-Nov-18	149.9	157.9	148.6	n/a
24-Oct-18	149.9	157.9	148.6	n/a
10-Oct-18	147.4	157.9	145.4	100.0
26-Sep-18	146.5	157.9	144.2	100.0
12-Sep-18	146.5	157.9	144.2	100.0
29-Aug-18	146.7	157.9	144.7	n/a
15-Aug-18	148.9	157.9	148.3	n/a
1-Aug-18	146.9	158.9	144.9	100.0
18-Jul-18	147.2	157.9	140.9	100.0
4-Jul-18	147.2	157.9	144.2	100.0
20-Jun-18	147.9	157.9	145.4	100.0
6-Jun-18	147.7	157.9	145.4	100.0
23-May-18	146.2	157.9	143.4	100.0
9-May-18	143.2	152.9	140.2	100.0
25-Apr-18	134.7	142.9	136.4	100.0
11-Apr-18	129.7	142.9	136.7	100.0
28-Mar-18	128.4	140.4	136.7	100.0
14-Mar-18	124.9	133.9	136.2	100.0
28-Feb-18	124.9	133.9	136.4	100.0
14-Feb-18	124.9	133.9	135.4	100.0
31-Jan-18	124.9	133.9	135.4	100.0
17-Jan-18	124.4	133.9	134.2	100.0
3-Jan-18	124.4	133.9	131.8	100.0
Dec '17	127.2	132.9	133.2	100.0
Nov '17	129.7	146.0	133.6	100.0
Oct '17	117.1	125.9	123.1	100.0
Sep '17	121.7	132.9	119.1	100.0
Aug '17	115.8	124.2	116.3	100.0
Jul '17	116.6	125.2	116.5	100.0
Jun '17	121.4	128.2	119.7	100.0
May '17	121.5	129.0	122.1	100.0
Apr '17	122.7	129.0	122.0	100.0
Mar '17	121.4	130.9	120.9	100.0
Feb '17	123.0	130.9	121.5	100.0
Jan '17	122.3	130.9	119.5	100.0
Dec '16	113.9	122.4	116.1	100.0
Nov '16	116.9	124.2	116.9	100.0
Oct '16	118.9	126.4	116.9	100.0
Sep '16	117.3	126.4	115.9	100.0
Aug '16	119.3	126.4	115.5	100.3
Jul '16	122.7	130.4	113.5	100.0
Jun '16	124.4	133.7	114.0	100.0
May '16	111.1	119.2	109.9	100.0
Apr '16	104.0	111.7	108.2	100.0
Mar '16	99.1	105.4	109.1	100.0
Feb '16	98.6	104.4	109.1	100.0
Jan '16	105.2	110.4	116.9	100.0

Retail Motor Fuel Prices — Jake's Corner

	Self-serve			Full-serve
	regular	premium	diesel	propane
30-Jan-19	127.9	137.9	143.0	-
16-Jan-19	127.9	137.9	143.0	-
2-Jan-19	127.9	137.9	143.0	-
19-Dec-18	127.9	137.9	143.0	-
5-Dec-18	127.9	137.9	143.0	-
21-Nov-18	142.0	155.9	142.0	-
7-Nov-18	147.8	155.9	141.4	-
24-Oct-18	147.8	155.9	141.4	-
10-Oct-18	147.8	155.9	141.4	-
26-Sep-18	147.8	155.9	141.4	-
12-Sep-18	147.8	155.9	141.4	-
29-Aug-18	147.8	155.9	137.9	-
15-Aug-18	147.8	155.9	137.9	-
1-Aug-18	147.8	155.9	137.9	n/a
18-Jul-18	147.8	155.9	137.9	n/a
4-Jul-18	147.8	155.9	137.9	n/a
20-Jun-18	147.8	155.9	137.9	n/a
6-Jun-18	147.8	155.9	137.9	n/a
23-May-18	147.8	155.9	137.9	n/a
9-May-18	142.8	146.9	137.9	n/a
25-Apr-18	132.8	140.9	132.9	n/a
11-Apr-18	132.8	140.9	132.9	n/a
28-Mar-18	n/a	n/a	n/a	n/a
14-Mar-18	n/a	n/a	n/a	n/a
28-Feb-18	n/a	n/a	n/a	n/a
14-Feb-18	n/a	n/a	n/a	n/a
31-Jan-18	n/a	n/a	n/a	n/a
17-Jan-18	n/a	n/a	n/a	n/a
3-Jan-18	n/a	n/a	n/a	n/a
Dec '17	n/a	n/a	n/a	n/a
Nov '17	n/a	n/a	n/a	n/a
Oct '17	n/a	n/a	n/a	n/a
Sep '17	n/a	n/a	n/a	n/a
Aug '17	112.8	126.8	113.8	115.0
Jul '17	112.8	126.8	113.8	107.5
Jun '17	116.8	129.8	116.8	115.0
May '17	118.3	129.8	118.3	107.5
Apr '17	119.8	129.8	124.8	100.0
Mar '17	119.8	129.8	124.8	115.0
Feb '17	119.8	129.8	124.8	115.0
Jan '17	117.8	129.8	124.8	115.0
Dec '16	115.8	129.8	124.8	115.0
Nov '16	115.8	129.8	124.8	115.0
Oct '16	117.8	129.8	124.8	115.0
Sep '16	115.8	129.8	114.8	115.0
Aug '16	115.8	129.8	114.8	115.0
Jul '16	118.8	129.8	114.8	115.0
Jun '16	124.9	134.9	107.9	107.5
May '16	109.8	119.8	99.8	110.0
Apr '16	102.3	113.8	102.3	110.0
Mar '16	94.5	107.5	107.5	110.0
Feb '16	91.8	104.8	112.8	105.0
Jan '16	99.8	129.8	112.8	110.0

Effective March 2016, Jake's Corner prices are reported rather than Tagish area prices, due to Tagish gas station closure.

Retail Motor Fuel Prices — Mayo

	Self-serve			Full-serve	
	regular	premium	diesel	regular	diesel
30-Jan-19	133.9	-	144.9	-	-
16-Jan-19	133.9	-	144.9	-	-
2-Jan-19	128.9	-	140.9	-	-
19-Dec-18	122.7	-	134.1	-	-
5-Dec-18	128.9	-	143.9	-	-
21-Nov-18	143.9	-	142.9	-	-
7-Nov-18	149.9	-	139.9	-	-
24-Oct-18	142.0	-	133.0	-	-
10-Oct-18	144.7	-	135.1	-	-
26-Sep-18	144.7	-	135.1	-	-
12-Sep-18	144.7	-	135.1	-	-
29-Aug-18	144.7	-	135.1	-	-
15-Aug-18	144.7	-	135.1	-	-
1-Aug-18	144.7	-	135.1	n/a	n/a
18-Jul-18	144.7	-	135.1	n/a	n/a
4-Jul-18	144.7	-	135.1	n/a	n/a
20-Jun-18	144.7	-	135.1	n/a	n/a
6-Jun-18	144.7	-	135.1	n/a	n/a
23-May-18	151.9	-	141.9	n/a	n/a
9-May-18	146.9	-	141.9	n/a	n/a
25-Apr-18	139.9	-	135.1	n/a	n/a
11-Apr-18	136.9	-	137.9	n/a	n/a
28-Mar-18	130.4	-	128.5	n/a	n/a
14-Mar-18	121.8	-	131.3	n/a	n/a
28-Feb-18	127.9	-	137.9	n/a	n/a
14-Feb-18	121.8	-	128.5	n/a	n/a
31-Jan-18	121.8	-	131.3	n/a	n/a
17-Jan-18	121.8	-	121.8	n/a	n/a
3-Jan-18	127.9	-	129.9	n/a	n/a
Dec '17	127.3	-	126.8	n/a	n/a
Nov '17	132.3	-	127.1	n/a	n/a
Oct '17	116.1	-	117.6	n/a	n/a
Sep '17	120.1	-	106.1	n/a	n/a
Aug '17	112.7	-	112.2	122.9	119.6
Jul '17	112.3	-	113.2	125.9	117.4
Jun '17	114.7	-	112.8	128.9	123.9
May '17	119.9	-	114.2	128.9	123.9
Apr '17	119.9	-	114.2	128.9	123.9
Mar '17	119.9	-	114.2	128.9	123.9
Feb '17	119.9	-	111.3	128.9	123.9
Jan '17	119.9	-	111.3	128.9	123.9
Dec '16	117.9	-	113.9	128.9	123.9
Nov '16	121.9	-	113.9	128.9	123.9
Oct '16	126.4	-	119.9	128.9	123.9
Sep '16	123.9	-	115.9	128.9	123.9
Aug '16	124.9	-	115.6	128.9	123.9
Jul '16	126.9	-	116.9	132.4	123.9
Jun '16	128.9	-	114.9	129.9	123.9
May '16	120.9	-	107.4	115.9	119.9
Apr '16	118.5	-	103.9	109.9	119.9
Mar '16	101.9	-	105.9	111.2	118.6
Feb '16	102.9	-	109.9	109.9	119.9
Jan '16	109.9	-	125.4	112.9	125.4

* Mayo full-serve station burnt down in early September 2017.

Retail Motor Fuel Prices — Pelly Crossing & Ross River

	Pelly Crossing Self-serve		
	regular	Premium	diesel
30-Jan-19	130.9	136.9	125.9
16-Jan-19	139.4	140.9	129.9
2-Jan-19	134.9	140.9	n/a
19-Dec-18	134.9	140.9	129.9
5-Dec-18	146.9	152.9	141.9
21-Nov-18	153.9	-	148.9
7-Nov-18	153.9	-	148.9
24-Oct-18	153.9	159.9	148.9
10-Oct-18	153.9	159.9	148.9
26-Sep-18	153.9	159.9	148.9
12-Sep-18	153.9	159.9	148.9
29-Aug-18	153.9	159.9	148.9
15-Aug-18	153.9	159.9	148.9
1-Aug-18	153.9	157.9	148.9
18-Jul-18	153.9	157.9	140.9
4-Jul-18	153.9	159.9	148.9
20-Jun-18	n/a	-	149.0
6-Jun-18	n/a	-	143.9
23-May-18	148.9	-	148.4
9-May-18	n/a	-	n/a
25-Apr-18	137.9	-	145.9
11-Apr-18	130.9	-	137.5
28-Mar-18	130.9	-	137.5
14-Mar-18	130.9	-	137.5
28-Feb-18	130.9	-	137.5
14-Feb-18	130.9	-	137.5
31-Jan-18	130.9	-	137.5
17-Jan-18	136.9	-	137.5
3-Jan-18	136.9	-	137.5
Dec '17	136.9	-	137.5
Nov '17	133.2	-	137.5
Oct '17	129.5	-	126.5
Sep '17	129.5	-	126.5
Aug '17	122.0	-	122.0
Jul '17	125.0	-	125.0
Jun '17	127.9	-	127.9
May '17	127.9	-	127.9
Apr '17	125.9	-	127.9
Mar '17	122.6	-	127.9
Feb '17	120.9	-	128.9
Jan '17	119.9	-	129.9
Dec '16	119.9	-	129.9
Nov '16	128.9	-	129.9
Oct '16	128.9	-	126.9
Sep '16	129.4	-	129.9
Aug '16	125.9	-	126.3
Jul '16	137.0	-	128.0
Jun '16	137.0	-	128.0
May '16	118.0	-	115.0
Apr '16	104.9	-	111.9
Mar '16	104.9	-	111.9
Feb '16	104.9	-	111.9
Jan '16	122.9	-	121.9

	Ross River Self-serve	
	regular	diesel
30-Jan-19	n/a	n/a
16-Jan-19	129.9	144.9
2-Jan-19	n/a	n/a
19-Dec-18	129.9	144.9
5-Dec-18	144.9	158.9
21-Nov-18	144.9	168.9
7-Nov-18	156.9	154.5
24-Oct-18	156.9	154.5
10-Oct-18	156.9	154.5
26-Sep-18	156.9	154.5
12-Sep-18	156.9	154.5
29-Aug-18	156.9	154.5
15-Aug-18	156.9	154.5
1-Aug-18	154.9	152.9
18-Jul-18	154.9	152.9
4-Jul-18	149.9	152.9
20-Jun-18	149.9	152.9
6-Jun-18	149.9	152.9
23-May-18	149.9	152.9
9-May-18	139.9	145.9
25-Apr-18	139.9	145.9
11-Apr-18	134.9	141.9
28-Mar-18	134.9	141.9
14-Mar-18	134.9	141.9
28-Feb-18	139.9	139.9
14-Feb-18	139.9	139.9
31-Jan-18	139.9	139.9
17-Jan-18	139.9	139.9
3-Jan-18	129.9	134.9
Dec '17	139.9	139.9
Nov '17	132.4	132.4
Oct '17	129.9	129.9
Sep '17	129.9	129.9
Aug '17	129.9	129.9
Jul '17	129.9	129.9
Jun '17	129.9	129.9
May '17	129.9	129.9
Apr '17	129.9	129.9
Mar '17	129.9	129.9
Feb '17	129.9	129.9
Jan '17	129.9	127.9
Dec '16	129.9	127.9
Nov '16	130.9	126.4
Oct '16	131.1	124.9
Sep '16	131.1	124.9
Aug '16	127.3	118.0
Jul '16	125.1	104.6
Jun '16	128.9	101.6
May '16	118.5	106.1
Apr '16	115.3	113.5
Mar '16	109.4	110.4
Feb '16	99.4	102.9
Jan '16	111.5	114.3

Retail Motor Fuel Prices — Stewart Crossing

	Self-Serve		
	regular	premium	diesel
30-Jan-19	134.9	140.9	145.9
16-Jan-19	134.9	140.9	145.9
2-Jan-19	134.9	140.9	145.9
19-Dec-18	134.9	140.9	145.9
5-Dec-18	134.9	140.9	150.9
21-Nov-18	149.9	155.9	150.9
7-Nov-18	154.9	160.9	150.9
24-Oct-18	154.9	160.9	150.9
10-Oct-18	154.9	160.9	150.9
26-Sep-18	154.9	160.9	150.9
12-Sep-18	154.9	160.9	150.9
29-Aug-18	154.9	160.9	150.9
15-Aug-18	154.9	160.9	150.9
1-Aug-18	154.9	160.9	150.9
18-Jul-18	n/a	n/a	n/a
4-Jul-18	154.9	160.9	150.9
20-Jun-18	154.9	160.9	150.9
6-Jun-18	n/a	n/a	n/a
23-May-18	154.9	160.9	150.9
9-May-18	149.9	155.9	145.9
25-Apr-18	139.9	145.9	139.9
11-Apr-18	139.9	145.9	139.9
28-Mar-18	129.9	136.9	139.9
14-Mar-18	130.9	136.9	139.9
28-Feb-18	130.9	136.9	139.9
14-Feb-18	130.9	136.9	139.9
31-Jan-18	130.9	136.9	139.9
17-Jan-18	130.9	126.9	139.9
3-Jan-18	130.9	136.9	132.9
Dec '17	134.4	139.4	132.9
Nov '17	139.9	145.9	132.9
Oct '17	122.9	128.9	126.4
Sep '17	129.9	132.4	119.9
Aug '17	120.9	126.9	119.9
Jul '17	121.9	127.9	122.9
Jun '17	125.4	131.4	123.4
May '17	126.9	132.9	123.9
Apr '17	129.9	135.9	125.9
Mar '17	129.9	135.9	125.9
Feb '17	129.9	135.9	125.9
Jan '17	129.9	135.9	125.9
Dec '16	121.9	127.9	119.9
Nov '16	123.9	129.9	119.9
Oct '16	125.9	131.9	118.9
Sep '16	125.9	131.9	117.9
Aug '16	125.9	131.9	117.9
Jul '16	127.9	133.9	117.9
Jun '16	132.9	138.9	117.9
May '16	119.9	125.9	113.9
Apr '16	112.4	118.4	109.9
Mar '16	105.9	111.9	109.9
Feb '16	101.9	107.9	109.9
Jan '16	109.9	115.9	125.9

Retail Motor Fuel Prices — Teslin

	Self-serve			Full-serve
	regular	premium	diesel	propane
30-Jan-19	131.9	n/a	143.9	110.0
16-Jan-19	132.4	142.9	144.4	110.0
2-Jan-19	132.4	142.9	144.4	110.0
19-Dec-18	131.9	141.9	143.9	110.0
5-Dec-18	127.4	132.9	139.4	110.0
21-Nov-18	138.5	142.8	140.5	110.0
7-Nov-18	148.9	158.9	145.9	112.5
24-Oct-18	148.9	158.9	145.9	112.5
10-Oct-18	148.9	158.9	145.9	112.5
26-Sep-18	148.9	158.9	141.9	112.5
12-Sep-18	148.9	158.9	141.9	114.9
29-Aug-18	148.9	158.9	141.9	112.5
15-Aug-18	148.9	158.9	141.9	112.5
1-Aug-18	148.9	158.9	141.9	112.5
18-Jul-18	148.9	158.9	141.9	112.5
4-Jul-18	148.9	158.9	141.9	112.5
20-Jun-18	148.9	158.9	141.9	112.5
6-Jun-18	148.9	158.9	141.9	112.5
23-May-18	148.9	158.9	141.9	112.5
9-May-18	143.9	148.9	141.9	112.5
25-Apr-18	133.9	143.9	135.9	112.5
11-Apr-18	133.9	143.9	135.9	112.5
28-Mar-18	130.9	143.9	135.9	112.5
14-Mar-18	128.9	139.9	137.9	112.5
28-Feb-18	129.9	139.9	139.9	112.5
14-Feb-18	129.9	139.9	139.9	112.5
31-Jan-18	129.9	139.9	134.9	112.5
17-Jan-18	129.9	139.9	133.9	107.0
3-Jan-18	132.9	142.9	133.9	107.0
Dec '17	132.9	142.9	133.9	107.0
Nov '17	128.2	136.4	131.4	107.0
Oct '17	118.9	128.9	124.4	107.0
Sep '17	123.9	133.9	119.9	107.0
Aug '17	117.9	127.9	115.9	104.7
Jul '17	119.2	129.4	117.4	101.0
Jun '17	120.4	130.9	117.9	101.0
May '17	122.2	132.4	119.4	102.0
Apr '17	121.9	129.9	119.9	102.0
Mar '17	123.9	130.6	119.9	102.0
Feb '17	123.9	133.9	119.9	102.0
Jan '17	121.7	129.4	117.7	102.0
Dec '16	115.9	125.9	115.9	102.0
Nov '16	118.9	129.9	117.4	102.0
Oct '16	119.9	129.9	117.9	102.0
Sep '16	119.9	129.9	112.9	102.0
Aug '16	119.9	129.9	112.9	102.2
Jul '16	123.2	131.9	113.2	101.3
Jun '16	128.9	138.9	114.2	107.0
May '16	113.9	123.9	112.9	105.0
Apr '16	105.2	116.4	105.9	110.0
Mar '16	101.2	109.9	105.9	109.7
Feb '16	99.9	109.9	105.9	112.3
Jan '16	107.4	117.4	116.9	117.5

Retail Motor Fuel Prices — Watson Lake

	Self-serve			Full-serve	
	regular	premium	diesel	diesel	propane
30-Jan-19	122.9	134.9	136.6	-	110.9
16-Jan-19	122.9	134.9	136.6	-	110.9
2-Jan-19	121.9	134.9	135.6	-	110.9
19-Dec-18	124.4	134.9	136.5	-	110.9
5-Dec-18	125.6	134.9	139.6	-	110.9
21-Nov-18	141.9	147.9	145.9	-	110.9
7-Nov-18	141.9	154.9	139.2	-	110.9
24-Oct-18	140.4	154.9	137.6	-	110.9
10-Oct-18	143.3	154.9	141.1	-	110.9
26-Sep-18	142.8	152.9	140.7	-	110.9
12-Sep-18	143.6	152.9	140.7	-	110.9
29-Aug-18	141.8	152.9	138.4	-	n/a
15-Aug-18	142.8	152.9	140.7	-	110.9
1-Aug-18	141.8	152.9	138.4	-	n/a
18-Jul-18	142.6	152.9	139.9	-	110.9
4-Jul-18	141.8	152.9	147.4	-	n/a
20-Jun-18	141.4	152.9	138.7	-	110.9
6-Jun-18	141.0	151.9	138.3	-	110.9
23-May-18	140.9	149.4	136.7	-	110.9
9-May-18	137.2	147.9	134.2	-	110.9
25-Apr-18	130.5	142.9	130.6	-	110.9
11-Apr-18	125.9	136.9	127.7	-	110.9
28-Mar-18	121.3	134.9	126.7	-	110.9
14-Mar-18	116.4	134.9	127.3	-	110.9
28-Feb-18	118.2	134.9	130.9	-	105.9
14-Feb-18	113.7	134.9	124.4	-	n/a
31-Jan-18	116.4	134.9	130.9	-	105.9
17-Jan-18	116.4	134.9	124.4	-	105.9
3-Jan-18	117.2	134.9	126.9	-	105.9
Dec '17	118.9	134.9	125.0	-	105.9
Nov '17	123.4	137.9	127.7	-	105.9
Oct '17	116.7	132.8	121.4	-	105.9
Sep '17	119.4	129.4	120.2	-	105.9
Aug '17	116.0	131.6	116.0	-	105.6
Jul '17	116.1	131.4	115.7	-	105.7
Jun '17	117.2	133.7	117.5	-	105.9
May '17	119.3	134.4	119.9	-	105.9
Apr '17	122.4	-	121.4	-	105.9
Mar '17	110.9	-	116.9	-	105.9
Feb '17	115.9	-	117.4	-	105.9
Jan '17	116.4	-	116.9	-	115.4
Dec '16	106.9	-	112.9	-	105.9
Nov '16	123.4	-	124.4	-	105.9
Oct '16	121.4	-	121.9	-	105.9
Sep '16	116.7	119.9	115.6	-	105.9
Aug '16	116.1	120.2	114.0	-	105.9
Jul '16	120.1	122.4	116.9	-	105.9
Jun '16	120.3	122.9	117.5	-	105.9
May '16	110.4	111.9	105.1	-	111.9
Apr '16	106.4	112.9	103.9	-	111.9
Mar '16	95.1	110.9	96.1	-	105.9
Feb '16	92.7	112.4	97.2	-	105.9
Jan '16	99.5	117.9	99.8	-	105.9

Residential Fuel Prices in Yukon

Average Prices as of January 30, 2019

	Residential Heating Fuels			% Change Jan 31, 2018 to Jan 30, 2019		
	Furnace Oil	Arctic Stove Oil	Propane (500-gallon tank cost)	Furnace Oil	Arctic Stove Oil	Propane (500-gallon tank cost)
Whitehorse	115.3	120.2	104.3	-5.6%	-4.1%	-8.7%
Beaver Creek	123.5	126.6	-	-7.4%	-7.9%	-
Burwash Landing	119.7	129.7	-	-8.1%	0.9%	-
Carcross	116.1	118.7	-	-8.7%	-8.9%	-
Carmacks	117.4	124.8	119.0	-8.2%	-4.7%	-7.7%
Dawson City	125.0	128.1	119.0	-5.9%	-7.0%	-7.7%
Destruction Bay	116.7	119.8	-	-8.3%	-8.1%	-
Faro	117.6	120.8	119.0	-8.3%	-8.1%	-7.7%
Haines Junction	114.6	117.7	119.0	-8.4%	-8.9%	-7.7%
Marsh Lake	116.1	118.7	-	-9.1%	-9.3%	-
Mayo	128.9	132.1	119.0	-5.8%	-5.6%	-7.7%
Pelly Crossing	119.3	128.4	-	-8.1%	-3.4%	-
Ross River	118.7	121.8	119.0	-8.1%	-7.9%	-7.7%
Stewart Crossing	118.8	121.9	-	-8.5%	-8.3%	-
Tagish	116.1	118.7	-	-8.7%	-8.9%	-
Teslin	117.5	119.7	119.0	-8.1%	-8.6%	-7.7%
Watson Lake	116.6	119.7	119.0	-8.3%	-8.1%	-7.7%

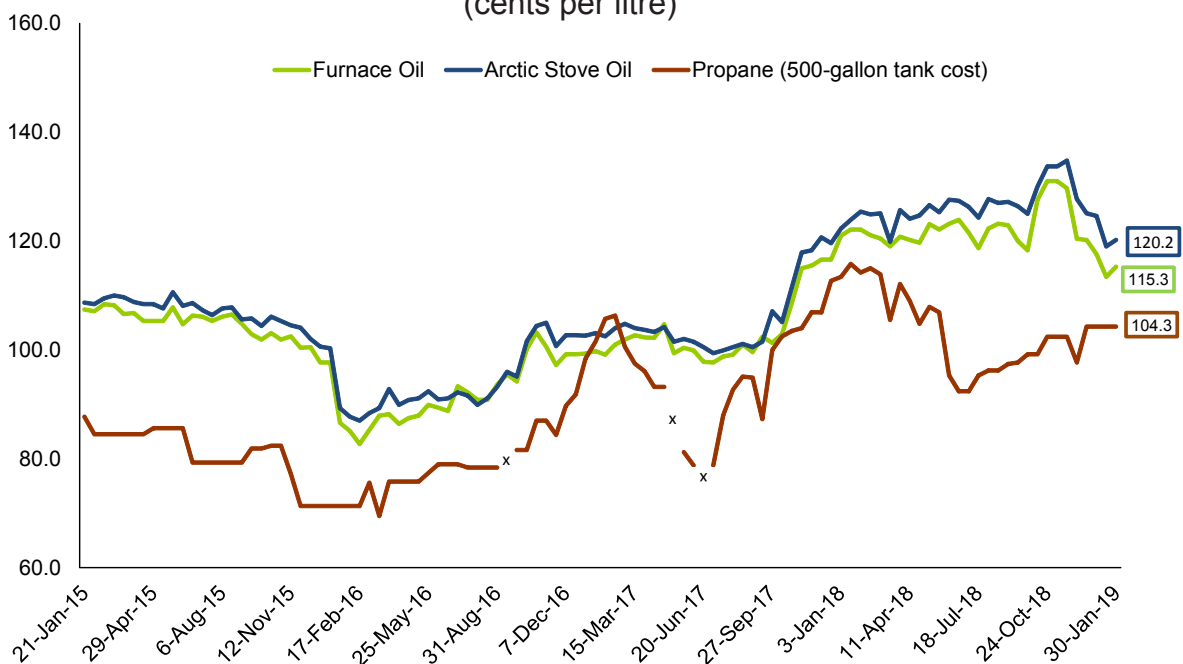
Notes: All prices are Canadian cents per litre, including all applicable taxes.
 “-” indicates this service was not available in this community at this time.

Comparing January 30, 2019 to January 31, 2018, prices of furnace oil decreased in all Yukon communities. The largest percentage decrease was in Marsh Lake, down 9.1%.

Decreases were also reported for Arctic stove oil prices in all Yukon communities with the exception of Burwash Landing. The largest percentage decrease was in Marsh Lake, down 9.3%.

Decreases were reported for average prices of propane (500 gallon tank) in all Yukon communities. The largest percentage decrease was in Whitehorse, down 8.7%.

Average Residential Bi-weekly Heating Fuel Prices, Whitehorse
 January 2015 - January 2019
 (cents per litre)



Residential Heating Fuel Prices — Whitehorse

	Furnace Oil	Arctic Stove Oil	Propane (500-gallon tank cost)
30-Jan-19	115.3	120.2	104.3
16-Jan-19	113.4	119.0	104.3
2-Jan-19	117.6	124.6	104.3
19-Dec-18	120.2	125.1	104.3
5-Dec-18	120.4	127.7	97.7
21-Nov-18	129.7	134.8	102.4
7-Nov-18	131.0	133.7	102.4
24-Oct-18	131.0	133.7	102.4
10-Oct-18	127.6	130.0	99.2
26-Sep-18	118.3	125.0	99.2
12-Sep-18	120.0	126.4	97.7
29-Aug-18	122.9	127.2	97.4
15-Aug-18	123.2	127.0	96.2
1-Aug-18	122.3	127.7	96.2
18-Jul-18	118.7	124.3	95.3
4-Jul-18	121.5	126.3	92.4
20-Jun-18	123.9	127.4	92.4
6-Jun-18	123.2	127.6	95.3
23-May-18	122.1	125.3	106.9
9-May-18	123.1	126.6	107.9
25-Apr-18	119.7	124.7	104.8
11-Apr-18	120.2	124.1	109.0
28-Mar-18	120.8	125.7	112.1
14-Mar-18	119.0	119.9	105.5
28-Feb-18	120.5	125.1	113.9
14-Feb-18	121.1	124.9	115.0
31-Jan-18	122.1	125.4	114.2
17-Jan-18	122.1	123.9	115.8
3-Jan-18	121.0	122.3	113.4
Dec '17	116.6	120.2	109.8
Nov '17	115.3	118.1	105.5
Oct '17	105.8	108.4	103.0
Sep '17	101.9	104.3	93.7
Aug '17	99.9	100.7	94.2
Jul '17	98.3	99.7	83.4
Jun '17	98.9	101.0	78.8
May '17	99.9	101.8	81.2
Apr '17	103.5	103.8	93.2
Mar '17	102.3	104.2	98.1
Feb '17	100.1	103.3	106.0
Jan '17	99.6	102.9	100.0
Dec '16	99.2	102.7	90.8
Nov '16	98.9	102.9	85.7
Oct '16	101.7	103.0	84.3
Sep '16	94.9	95.6	81.6
Aug '16	91.7	91.4	78.4
Jul '16	92.8	91.9	78.7
Jun '16	89.1	91.0	79.0
May '16	88.9	91.8	76.6
Apr '16	87.0	90.4	75.8
Mar '16	87.1	90.2	73.6
Feb '16	83.9	87.4	71.3
Jan '16	92.2	94.8	71.3

Residential Heating Fuel Prices — Beaver Creek

	Furnace Oil	Arctic Stove Oil	Propane (500-gallon tank cost)
30-Jan-19	123.5	126.6	-
16-Jan-19	123.5	126.6	-
2-Jan-19	123.5	126.6	-
19-Dec-18	134.0	137.1	-
5-Dec-18	n/a	n/a	-
21-Nov-18	142.4	147.3	-
7-Nov-18	142.4	144.2	-
24-Oct-18	142.4	144.2	-
10-Oct-18	142.4	144.2	-
26-Sep-18	n/a	146.1	-
12-Sep-18	n/a	150.0	-
29-Aug-18	133.4	141.5	-
15-Aug-18	133.4	141.5	-
1-Aug-18	136.5	143.1	-
18-Jul-18	n/a	144.0	-
4-Jul-18	n/a	145.1	-
20-Jun-18	136.5	143.3	-
6-Jun-18	136.5	143.8	-
23-May-18	128.1	139.6	-
9-May-18	128.1	137.2	-
25-Apr-18	128.1	135.9	-
11-Apr-18	128.1	133.5	-
28-Mar-18	128.7	134.8	-
14-Mar-18	128.1	133.8	-
28-Feb-18	128.1	135.0	-
14-Feb-18	128.1	134.3	-
31-Jan-18	133.4	137.5	-
17-Jan-18	133.4	136.5	-
3-Jan-18	128.1	132.1	-
Dec '17	128.1	128.3	-
Nov '17	128.1	127.5	-
Oct '17	117.7	116.7	-
Sep '17	112.5	111.7	-
Aug '17	105.7	110.8	-
Jul '17	105.1	110.8	-
Jun '17	105.8	110.8	-
May '17	106.6	110.8	-
Apr '17	110.6	116.1	-
Mar '17	111.3	116.1	-
Feb '17	111.8	116.1	-
Jan '17	111.0	114.0	-
Dec '16	109.5	111.9	-
Nov '16	107.8	114.0	-
Oct '16	111.0	114.0	-
Sep '16	103.3	107.7	-
Aug '16	101.2	101.2	-
Jul '16	101.4	99.3	-
Jun '16	98.1	99.3	-
May '16	96.7	98.1	-
Apr '16	96.1	96.6	-
Mar '16	94.8	96.6	-
Feb '16	92.5	94.7	-
Jan '16	100.4	102.8	-

Residential Heating Fuel Prices — Burwash Landing

	Furnace Oil	Arctic Stove Oil	Propane (500 gallon tank cost)
30-Jan-19	119.7	129.7	-
16-Jan-19	119.7	129.7	-
2-Jan-19	119.7	122.9	-
19-Dec-18	130.2	134.9	-
5-Dec-18	n/a	136.5	-
21-Nov-18	138.6	143.3	-
7-Nov-18	138.6	139.1	-
24-Oct-18	138.6	132.8	-
10-Oct-18	138.6	141.8	-
26-Sep-18	n/a	n/a	-
12-Sep-18	n/a	n/a	-
29-Aug-18	130.2	128.6	-
15-Aug-18	130.2	128.6	-
1-Aug-18	133.4	130.2	-
18-Jul-18	n/a	123.9	-
4-Jul-18	n/a	123.9	-
20-Jun-18	133.4	136.5	-
6-Jun-18	133.4	130.2	-
23-May-18	125.0	126.0	-
9-May-18	125.0	128.1	-
25-Apr-18	125.0	126.0	-
11-Apr-18	125.0	126.0	-
28-Mar-18	125.1	126.1	-
14-Mar-18	125.0	126.0	-
28-Feb-18	125.0	128.1	-
14-Feb-18	125.0	126.0	-
31-Jan-18	130.2	128.6	-
17-Jan-18	130.2	128.6	-
3-Jan-18	125.0	128.1	-
Dec '17	125.0	127.1	-
Nov '17	125.0	127.1	-
Oct '17	114.5	112.3	-
Sep '17	107.9	109.0	-
Aug '17	104.5	107.3	-
Jul '17	104.5	107.3	-
Jun '17	104.5	107.3	-
May '17	104.5	107.3	-
Apr '17	109.2	109.7	-
Mar '17	109.2	110.6	-
Feb '17	109.2	109.7	-
Jan '17	107.1	108.7	-
Dec '16	105.0	107.6	-
Nov '16	107.1	108.7	-
Oct '16	107.1	109.0	-
Sep '16	100.8	102.1	-
Aug '16	94.2	95.7	-
Jul '16	92.4	95.1	-
Jun '16	94.7	95.6	-
May '16	95.2	95.3	-
Apr '16	92.6	93.9	-
Mar '16	91.0	95.6	-
Feb '16	88.8	93.2	-
Jan '16	96.7	101.0	-

Residential Heating Fuel Prices — Carcross

	Furnace Oil	Arctic Stove Oil	Propane (500 gallon tank cost)
30-Jan-19	116.1	118.7	-
16-Jan-19	116.1	118.7	-
2-Jan-19	120.8	124.0	-
19-Dec-18	126.1	129.2	-
5-Dec-18	117.6	131.3	-
21-Nov-18	134.5	136.9	-
7-Nov-18	134.5	134.8	-
24-Oct-18	134.5	134.8	-
10-Oct-18	133.4	132.0	-
26-Sep-18	116.6	126.1	-
12-Sep-18	n/a	136.4	-
29-Aug-18	127.2	131.6	-
15-Aug-18	127.2	131.6	-
1-Aug-18	130.3	133.2	-
18-Jul-18	n/a	133.5	-
4-Jul-18	n/a	134.6	-
20-Jun-18	130.3	134.9	-
6-Jun-18	130.3	135.5	-
23-May-18	121.9	131.3	-
9-May-18	121.9	128.9	-
25-Apr-18	121.9	127.6	-
11-Apr-18	121.9	124.6	-
28-Mar-18	121.9	125.6	-
14-Mar-18	121.9	124.9	-
28-Feb-18	121.9	126.1	-
14-Feb-18	121.9	125.1	-
31-Jan-18	127.2	130.3	-
17-Jan-18	127.2	130.3	-
3-Jan-18	121.9	125.0	-
Dec '17	121.9	123.2	-
Nov '17	121.9	123.1	-
Oct '17	111.5	114.3	-
Sep '17	108.2	107.4	-
Aug '17	103.4	104.6	-
Jul '17	102.9	104.6	-
Jun '17	103.6	104.6	-
May '17	104.4	104.6	-
Apr '17	108.1	109.3	-
Mar '17	108.7	109.3	-
Feb '17	109.2	109.3	-
Jan '17	108.4	107.2	-
Dec '16	106.9	105.1	-
Nov '16	105.2	107.2	-
Oct '16	108.5	107.2	-
Sep '16	100.7	100.9	-
Aug '16	96.6	94.3	-
Jul '16	96.7	92.5	-
Jun '16	93.4	92.5	-
May '16	92.1	92.4	-
Apr '16	90.3	92.0	-
Mar '16	88.0	91.9	-
Feb '16	85.7	90.0	-
Jan '16	93.6	98.1	-

Residential Heating Fuel Prices — Carmacks

	Furnace Oil	Arctic Stove Oil	Propane (500-gallon tank cost)
30-Jan-19	117.4	124.8	119.0
16-Jan-19	117.4	124.8	119.0
2-Jan-19	117.4	120.5	119.0
19-Dec-18	127.9	131.0	119.0
5-Dec-18	n/a	n/a	112.4
21-Nov-18	136.3	139.4	117.1
7-Nov-18	136.3	139.4	117.1
24-Oct-18	136.3	139.4	117.1
10-Oct-18	136.3	139.4	113.9
26-Sep-18	n/a	n/a	113.9
12-Sep-18	n/a	n/a	112.4
29-Aug-18	127.9	131.0	112.1
15-Aug-18	127.9	131.0	110.9
1-Aug-18	131.0	134.2	110.9
18-Jul-18	n/a	n/a	110.0
4-Jul-18	n/a	n/a	107.9
20-Jun-18	131.0	134.2	107.9
6-Jun-18	131.0	134.2	110.0
23-May-18	122.6	125.8	121.6
9-May-18	122.6	125.8	122.6
25-Apr-18	122.6	125.8	119.5
11-Apr-18	122.6	125.8	123.7
28-Mar-18	122.6	125.8	126.8
14-Mar-18	122.6	125.8	120.2
28-Feb-18	122.6	125.8	128.6
14-Feb-18	122.6	125.8	129.7
31-Jan-18	127.9	131.0	128.9
17-Jan-18	127.9	131.0	130.5
3-Jan-18	122.6	125.8	128.1
Dec '17	121.6	125.8	124.5
Nov '17	120.5	125.8	120.2
Oct '17	111.1	115.3	117.7
Sep '17	105.6	108.7	108.4
Aug '17	102.2	105.3	108.9
Jul '17	102.2	105.3	99.9
Jun '17	102.2	105.3	97.1
May '17	102.2	105.3	95.9
Apr '17	106.9	110.0	107.9
Mar '17	106.9	110.0	112.8
Feb '17	106.9	110.0	120.7
Jan '17	104.8	107.9	114.7
Dec '16	102.7	105.8	105.5
Nov '16	104.8	107.9	100.4
Oct '16	104.8	107.9	99.0
Sep '16	98.5	101.6	96.3
Aug '16	91.8	95.0	93.1
Jul '16	90.1	93.2	93.4
Jun '16	90.1	93.2	93.7
May '16	90.1	93.2	91.3
Apr '16	90.1	93.2	90.5
Mar '16	88.7	91.8	88.3
Feb '16	86.4	89.6	71.3
Jan '16	94.3	97.5	71.3

Residential Heating Fuel Prices — Dawson City

	Furnace Oil	Arctic Stove Oil	Propane (500-gallon tank cost)
30-Jan-19	125.0	128.1	119.0
16-Jan-19	122.9	126.0	119.0
2-Jan-19	127.6	130.7	119.0
19-Dec-18	132.8	136.0	119.0
5-Dec-18	132.3	135.5	112.4
21-Nov-18	141.2	147.0	117.1
7-Nov-18	141.2	144.9	117.1
24-Oct-18	141.2	144.9	117.1
10-Oct-18	137.0	133.6	113.9
26-Sep-18	132.3	142.3	113.9
12-Sep-18	132.3	144.3	112.4
29-Aug-18	132.8	140.6	112.1
15-Aug-18	132.8	140.6	110.9
1-Aug-18	134.4	141.6	110.9
18-Jul-18	132.3	141.3	110.0
4-Jul-18	132.3	141.9	107.9
20-Jun-18	134.4	141.7	107.9
6-Jun-18	134.4	142.1	110.0
23-May-18	130.2	139.3	121.6
9-May-18	133.5	139.9	122.6
25-Apr-18	130.2	136.8	119.5
11-Apr-18	130.2	135.2	123.7
28-Mar-18	130.2	135.9	126.8
14-Mar-18	130.2	135.4	120.2
28-Feb-18	130.2	136.2	128.6
14-Feb-18	130.2	135.7	129.7
31-Jan-18	132.8	137.8	128.9
17-Jan-18	132.8	137.2	130.5
3-Jan-18	130.8	133.6	128.1
Dec '17	127.6	128.9	124.5
Nov '17	128.1	128.2	120.2
Oct '17	117.7	118.2	117.7
Sep '17	112.0	112.4	108.4
Aug '17	105.6	110.8	108.9
Jul '17	105.0	110.8	99.9
Jun '17	105.7	110.8	97.1
May '17	106.5	110.8	95.9
Apr '17	110.2	115.5	107.9
Mar '17	110.8	115.5	112.8
Feb '17	111.4	115.5	120.7
Jan '17	110.6	113.4	114.7
Dec '16	109.1	111.3	105.5
Nov '16	107.4	113.4	100.4
Oct '16	110.7	113.4	99.0
Sep '16	102.9	107.1	96.3
Aug '16	100.9	100.5	93.1
Jul '16	101.0	98.7	93.4
Jun '16	97.7	98.7	93.7
May '16	96.4	97.6	91.3
Apr '16	95.6	96.3	90.5
Mar '16	94.2	96.2	88.3
Feb '16	91.9	94.3	71.3
Jan '16	99.8	102.4	71.3

Residential Heating Fuel Prices — Destruction Bay

	Furnace Oil	Arctic Stove Oil	Propane (500 gallon tank cost)
30-Jan-19	116.7	119.8	-
16-Jan-19	116.7	119.8	-
2-Jan-19	116.7	119.8	-
19-Dec-18	127.2	130.3	-
5-Dec-18	n/a	n/a	-
21-Nov-18	135.6	138.7	-
7-Nov-18	135.6	138.7	-
24-Oct-18	135.6	138.7	-
10-Oct-18	135.6	138.7	-
26-Sep-18	n/a	n/a	-
12-Sep-18	n/a	n/a	-
29-Aug-18	127.2	130.3	-
15-Aug-18	127.2	130.3	-
1-Aug-18	130.3	133.5	-
18-Jul-18	n/a	n/a	-
4-Jul-18	n/a	n/a	-
20-Jun-18	130.3	133.5	-
6-Jun-18	130.3	133.5	-
23-May-18	121.9	125.1	-
9-May-18	121.9	125.1	-
25-Apr-18	121.9	125.1	-
11-Apr-18	121.9	125.1	-
28-Mar-18	121.9	125.1	-
14-Mar-18	121.9	125.1	-
28-Feb-18	121.9	125.1	-
14-Feb-18	121.9	125.1	-
31-Jan-18	127.2	130.3	-
17-Jan-18	127.2	130.3	-
3-Jan-18	121.9	125.1	-
Dec '17	120.9	125.4	-
Nov '17	119.8	125.6	-
Oct '17	110.4	114.5	-
Sep '17	104.9	108.0	-
Aug '17	101.4	104.6	-
Jul '17	101.4	104.6	-
Jun '17	101.4	104.6	-
May '17	101.4	104.6	-
Apr '17	106.2	109.3	-
Mar '17	106.2	109.3	-
Feb '17	106.2	109.3	-
Jan '17	104.1	107.2	-
Dec '16	102.0	105.1	-
Nov '16	104.1	107.2	-
Oct '16	104.1	107.2	-
Sep '16	97.8	100.9	-
Aug '16	91.1	94.3	-
Jul '16	89.4	92.5	-
Jun '16	94.1	92.5	-
May '16	93.3	93.0	-
Apr '16	91.0	93.2	-
Mar '16	88.0	93.3	-
Feb '16	85.7	92.5	-
Jan '16	93.6	98.7	-

Residential Heating Fuel Prices — Faro

	Furnace Oil	Arctic Stove Oil	Propane (500-gallon tank cost)
30-Jan-19	117.6	120.8	119.0
16-Jan-19	117.6	120.8	119.0
2-Jan-19	117.6	120.8	119.0
19-Dec-18	128.1	131.3	119.0
5-Dec-18	n/a	131.3	112.4
21-Nov-18	136.5	139.7	117.1
7-Nov-18	136.5	139.7	117.1
24-Oct-18	136.5	139.7	117.1
10-Oct-18	136.5	135.5	113.9
26-Sep-18	n/a	131.3	113.9
12-Sep-18	n/a	131.3	112.4
29-Aug-18	128.2	131.3	112.1
15-Aug-18	128.2	132.9	110.9
1-Aug-18	131.4	134.5	110.9
18-Jul-18	n/a	n/a	110.0
4-Jul-18	n/a	134.4	107.9
20-Jun-18	131.4	134.5	107.9
6-Jun-18	131.4	130.3	110.0
23-May-18	123.0	126.1	121.6
9-May-18	123.0	126.1	122.6
25-Apr-18	123.0	126.1	119.5
11-Apr-18	123.0	126.1	123.7
28-Mar-18	123.0	126.1	126.8
14-Mar-18	123.0	126.1	120.2
28-Feb-18	123.0	126.1	128.6
14-Feb-18	123.0	126.1	129.7
31-Jan-18	128.2	131.4	128.9
17-Jan-18	128.2	131.4	130.5
3-Jan-18	123.0	126.1	128.1
Dec '17	123.0	126.1	124.5
Nov '17	123.0	126.0	120.2
Oct '17	112.4	115.6	117.7
Sep '17	105.8	109.0	108.4
Aug '17	102.4	105.5	108.9
Jul '17	102.4	105.5	99.9
Jun '17	102.4	105.5	97.1
May '17	102.4	105.5	95.9
Apr '17	107.1	110.3	107.9
Mar '17	107.1	110.3	112.8
Feb '17	107.1	110.3	120.7
Jan '17	105.0	108.2	114.7
Dec '16	102.9	106.1	105.5
Nov '16	105.0	108.2	100.4
Oct '16	105.0	108.2	99.0
Sep '16	98.7	101.9	96.3
Aug '16	92.1	95.2	93.1
Jul '16	90.3	93.5	93.4
Jun '16	90.3	93.5	93.7
May '16	90.3	93.5	91.3
Apr '16	90.3	93.5	90.5
Mar '16	88.9	92.1	88.3
Feb '16	86.7	89.8	71.3
Jan '16	94.6	97.7	71.3

Residential Heating Fuel Prices — Haines Junction

	Furnace Oil	Arctic Stove Oil	Propane (500-gallon tank cost)
30-Jan-19	114.6	117.7	119.0
16-Jan-19	114.6	117.7	119.0
2-Jan-19	114.6	117.7	119.0
19-Dec-18	125.1	128.2	119.0
5-Dec-18	n/a	n/a	112.4
21-Nov-18	133.5	136.6	117.1
7-Nov-18	133.5	136.6	117.1
24-Oct-18	133.5	136.6	117.1
10-Oct-18	133.5	135.0	113.9
26-Sep-18	n/a	130.2	113.9
12-Sep-18	n/a	128.1	112.4
29-Aug-18	125.1	128.2	112.1
15-Aug-18	125.1	128.2	110.9
1-Aug-18	128.2	131.4	110.9
18-Jul-18	n/a	131.3	110.0
4-Jul-18	n/a	131.3	107.9
20-Jun-18	128.2	129.7	107.9
6-Jun-18	128.2	128.7	110.0
23-May-18	119.8	124.5	121.6
9-May-18	119.8	124.0	122.6
25-Apr-18	119.8	124.0	119.5
11-Apr-18	119.8	124.0	123.7
28-Mar-18	119.8	123.4	126.8
14-Mar-18	119.8	124.5	120.2
28-Feb-18	119.8	123.7	128.6
14-Feb-18	119.8	125.5	129.7
31-Jan-18	125.1	129.2	128.9
17-Jan-18	125.1	127.6	130.5
3-Jan-18	119.8	123.9	128.1
Dec '17	119.8	121.4	124.5
Nov '17	119.8	120.4	120.2
Oct '17	109.4	114.6	117.7
Sep '17	105.7	105.1	108.4
Aug '17	100.3	100.6	108.9
Jul '17	99.7	99.8	99.9
Jun '17	100.4	99.0	97.1
May '17	101.2	101.6	95.9
Apr '17	104.9	104.5	107.9
Mar '17	105.5	104.2	112.8
Feb '17	106.1	105.9	120.7
Jan '17	105.3	102.5	114.7
Dec '16	103.8	100.6	105.5
Nov '16	102.1	99.2	100.4
Oct '16	105.4	102.1	99.0
Sep '16	97.6	101.9	96.3
Aug '16	95.5	98.0	93.1
Jul '16	95.7	98.7	93.4
Jun '16	92.4	96.3	93.7
May '16	91.0	93.3	91.3
Apr '16	88.7	91.4	90.5
Mar '16	85.9	90.7	88.3
Feb '16	83.6	86.5	71.3
Jan '16	91.5	94.4	71.3

Residential Heating Fuel Prices — Marsh Lake

	Furnace Oil	Arctic Stove Oil	Propane (500 gallon tank cost)
30-Jan-19	116.1	118.7	-
16-Jan-19	116.1	118.7	-
2-Jan-19	120.8	124.0	-
19-Dec-18	126.1	129.2	-
5-Dec-18	128.1	131.3	-
21-Nov-18	134.5	137.6	-
7-Nov-18	134.5	137.6	-
24-Oct-18	134.5	137.6	-
10-Oct-18	133.4	133.4	-
26-Sep-18	116.6	119.7	-
12-Sep-18	n/a	n/a	-
29-Aug-18	127.7	130.8	-
15-Aug-18	127.7	130.8	-
1-Aug-18	130.8	134.0	-
18-Jul-18	n/a	n/a	-
4-Jul-18	n/a	n/a	-
20-Jun-18	130.8	134.0	-
6-Jun-18	130.8	134.0	-
23-May-18	122.4	125.6	-
9-May-18	122.4	125.6	-
25-Apr-18	122.4	125.6	-
11-Apr-18	122.4	125.6	-
28-Mar-18	121.9	125.1	-
14-Mar-18	122.4	125.6	-
28-Feb-18	122.4	125.6	-
14-Feb-18	122.4	125.6	-
31-Jan-18	127.7	130.8	-
17-Jan-18	127.7	130.8	-
3-Jan-18	122.4	125.6	-
Dec '17	122.4	125.6	-
Nov '17	122.4	125.6	-
Oct '17	112.0	115.1	-
Sep '17	105.4	108.5	-
Aug '17	102.0	105.1	-
Jul '17	102.0	105.1	-
Jun '17	102.0	105.1	-
May '17	102.0	105.1	-
Apr '17	106.7	109.8	-
Mar '17	106.7	109.8	-
Feb '17	106.7	109.8	-
Jan '17	104.6	107.7	-
Dec '16	102.5	105.6	-
Nov '16	104.6	107.7	-
Oct '16	104.6	107.7	-
Sep '16	98.3	101.4	-
Aug '16	91.6	94.8	-
Jul '16	89.9	93.0	-
Jun '16	89.9	93.0	-
May '16	89.9	93.0	-
Apr '16	89.9	93.0	-
Mar '16	88.5	91.6	-
Feb '16	85.7	88.9	-
Jan '16	93.6	96.8	-

Residential Heating Fuel Prices — Mayo

	Furnace Oil	Arctic Stove Oil	Propane (500-gallon tank cost)
30-Jan-19	128.9	132.1	119.0
16-Jan-19	126.8	130.0	119.0
2-Jan-19	131.6	134.7	119.0
19-Dec-18	136.8	140.0	119.0
5-Dec-18	135.5	138.6	112.4
21-Nov-18	145.2	148.4	117.1
7-Nov-18	145.2	147.6	117.1
24-Oct-18	143.1	146.2	117.1
10-Oct-18	141.2	144.8	113.9
26-Sep-18	135.5	143.9	113.9
12-Sep-18	135.5	138.6	112.4
29-Aug-18	136.8	143.2	110.9
15-Aug-18	136.8	143.2	110.9
1-Aug-18	138.4	144.3	110.9
18-Jul-18	135.5	142.9	110.0
4-Jul-18	135.5	143.4	107.9
20-Jun-18	138.4	141.5	107.9
6-Jun-18	138.4	144.7	110.0
23-May-18	134.2	137.3	121.6
9-May-18	135.4	138.6	122.6
25-Apr-18	134.2	137.3	119.5
11-Apr-18	134.2	137.3	123.7
28-Mar-18	134.2	137.3	126.8
14-Mar-18	134.2	137.3	120.2
28-Feb-18	134.2	137.3	128.6
14-Feb-18	134.2	137.3	129.7
31-Jan-18	136.8	140.0	128.9
17-Jan-18	136.8	140.0	130.5
3-Jan-18	134.8	136.4	128.1
Dec '17	131.6	131.6	124.5
Nov '17	131.6	131.5	120.2
Oct '17	119.0	118.2	117.7
Sep '17	113.8	115.4	108.4
Aug '17	109.4	115.4	108.9
Jul '17	108.4	114.5	99.9
Jun '17	108.9	114.5	97.1
May '17	109.4	114.5	95.9
Apr '17	111.1	115.9	107.9
Mar '17	112.3	116.9	112.8
Feb '17	111.6	115.3	120.7
Jan '17	112.0	116.0	114.7
Dec '16	110.9	114.5	105.5
Nov '16	110.4	117.3	100.4
Oct '16	112.7	116.9	99.0
Sep '16	105.6	110.6	96.3
Aug '16	101.7	103.6	93.1
Jul '16	102.6	104.0	93.4
Jun '16	99.7	102.7	93.7
May '16	98.8	101.3	91.3
Apr '16	98.9	99.8	90.5
Mar '16	99.2	99.9	88.3
Feb '16	98.2	98.8	71.3
Jan '16	108.0	108.0	71.3

Residential Heating Fuel Prices — Pelly Crossing

	Furnace Oil	Arctic Stove Oil	Propane (500 gallon tank cost)
30-Jan-19	119.3	128.4	-
16-Jan-19	119.3	128.4	-
2-Jan-19	119.3	122.4	-
19-Dec-18	129.8	132.9	-
5-Dec-18	n/a	n/a	-
21-Nov-18	138.2	141.3	-
7-Nov-18	138.2	143.6	-
24-Oct-18	138.2	143.6	-
10-Oct-18	138.2	143.6	-
26-Sep-18	n/a	n/a	-
12-Sep-18	n/a	n/a	-
29-Aug-18	129.8	132.9	-
15-Aug-18	129.8	132.9	-
1-Aug-18	132.9	136.1	-
18-Jul-18	n/a	n/a	-
4-Jul-18	n/a	n/a	-
20-Jun-18	132.9	136.1	-
6-Jun-18	132.9	136.1	-
23-May-18	124.5	127.7	-
9-May-18	124.5	127.7	-
25-Apr-18	124.5	127.7	-
11-Apr-18	124.5	127.7	-
28-Mar-18	124.5	127.7	-
14-Mar-18	124.5	127.7	-
28-Feb-18	124.5	127.7	-
14-Feb-18	124.5	127.7	-
31-Jan-18	129.8	132.9	-
17-Jan-18	129.8	132.9	-
3-Jan-18	124.5	126.3	-
Dec '17	124.5	124.5	-
Nov '17	124.5	124.4	-
Oct '17	114.1	114.2	-
Sep '17	109.4	108.6	-
Aug '17	102.9	107.2	-
Jul '17	102.4	107.2	-
Jun '17	103.1	107.2	-
May '17	103.9	107.2	-
Apr '17	107.6	111.9	-
Mar '17	108.2	111.9	-
Feb '17	108.7	111.9	-
Jan '17	107.9	109.8	-
Dec '16	106.4	107.7	-
Nov '16	104.7	109.8	-
Oct '16	108.0	109.8	-
Sep '16	100.2	103.5	-
Aug '16	98.2	96.9	-
Jul '16	98.3	95.1	-
Jun '16	95.1	95.1	-
May '16	93.7	94.5	-
Apr '16	92.4	93.6	-
Mar '16	90.6	93.5	-
Feb '16	88.3	91.6	-
Jan '16	96.2	99.7	-

Residential Heating Fuel Prices — Ross River

	Furnace Oil	Arctic Stove Oil	Propane (500-gallon tank cost)
30-Jan-19	118.7	121.8	119.0
16-Jan-19	130.1	121.8	119.0
2-Jan-19	118.7	121.8	119.0
19-Dec-18	135.4	132.3	119.0
5-Dec-18	149.6	n/a	112.4
21-Nov-18	152.2	140.7	117.1
7-Nov-18	144.6	140.7	117.1
24-Oct-18	144.6	140.7	117.1
10-Oct-18	144.6	140.7	113.9
26-Sep-18	151.7	n/a	113.9
12-Sep-18	151.7	n/a	112.4
29-Aug-18	140.4	132.3	112.1
15-Aug-18	140.4	132.3	110.9
1-Aug-18	141.0	135.5	110.9
18-Jul-18	149.6	n/a	110.0
4-Jul-18	150.0	n/a	107.9
20-Jun-18	141.2	135.5	107.9
6-Jun-18	141.2	135.5	110.0
23-May-18	130.1	127.1	121.6
9-May-18	130.1	127.1	122.6
25-Apr-18	130.1	127.1	119.5
11-Apr-18	128.0	127.1	123.7
28-Mar-18	123.9	127.1	126.8
14-Mar-18	123.9	127.1	120.2
28-Feb-18	123.9	127.1	128.6
14-Feb-18	123.9	127.1	129.7
31-Jan-18	129.2	132.3	128.9
17-Jan-18	129.2	132.3	130.5
3-Jan-18	123.9	127.1	128.1
Dec '17	123.9	127.1	124.5
Nov '17	123.9	127.1	120.2
Oct '17	113.5	116.6	117.7
Sep '17	106.9	110.0	108.4
Aug '17	103.4	106.6	108.9
Jul '17	103.4	106.6	99.9
Jun '17	103.4	106.6	97.1
May '17	103.4	106.6	95.9
Apr '17	108.2	111.3	107.9
Mar '17	108.2	111.3	112.8
Feb '17	108.2	111.3	120.7
Jan '17	106.1	109.2	114.7
Dec '16	104.0	107.1	105.5
Nov '16	106.1	109.2	100.4
Oct '16	106.1	109.2	99.0
Sep '16	99.8	102.9	96.3
Aug '16	93.1	96.3	93.1
Jul '16	91.4	94.5	93.4
Jun '16	91.4	94.5	93.7
May '16	91.4	94.5	91.3
Apr '16	91.4	94.5	90.5
Mar '16	90.0	93.1	88.3
Feb '16	87.7	90.9	71.3
Jan '16	95.6	98.8	71.3

Residential Heating Fuel Prices — Stewart Crossing

	Furnace Oil	Arctic Stove Oil	Propane (500-gallon tank cost)
30-Jan-19	118.8	121.9	-
16-Jan-19	118.8	121.9	-
2-Jan-19	118.8	121.9	-
19-Dec-18	129.3	132.4	-
5-Dec-18	n/a	n/a	-
21-Nov-18	137.7	140.9	-
7-Nov-18	137.7	140.9	-
24-Oct-18	137.7	140.9	-
10-Oct-18	137.7	140.9	-
26-Sep-18	n/a	n/a	-
12-Sep-18	n/a	n/a	-
29-Aug-18	125.6	130.3	-
15-Aug-18	125.6	130.3	-
1-Aug-18	132.9	133.5	-
18-Jul-18	n/a	n/a	-
4-Jul-18	n/a	n/a	-
20-Jun-18	132.9	136.1	-
6-Jun-18	132.9	136.1	-
23-May-18	124.5	127.7	-
9-May-18	124.5	127.7	-
25-Apr-18	124.5	127.7	-
11-Apr-18	124.5	127.7	-
28-Mar-18	124.1	124.1	-
14-Mar-18	124.5	127.7	-
28-Feb-18	124.5	127.7	-
14-Feb-18	124.5	127.7	-
31-Jan-18	129.8	132.9	-
17-Jan-18	129.8	132.9	-
3-Jan-18	124.5	127.7	-
Dec '17	124.5	127.7	-
Nov '17	124.5	127.7	-
Oct '17	114.1	117.2	-
Sep '17	107.5	110.6	-
Aug '17	104.1	107.2	-
Jul '17	104.1	107.2	-
Jun '17	104.1	107.2	-
May '17	104.1	107.2	-
Apr '17	108.8	111.9	-
Mar '17	108.8	111.9	-
Feb '17	108.8	111.9	-
Jan '17	106.7	109.8	-
Dec '16	104.6	107.7	-
Nov '16	106.7	109.8	-
Oct '16	106.7	109.8	-
Sep '16	100.4	103.5	-
Aug '16	93.7	96.9	-
Jul '16	92.0	95.1	-
Jun '16	92.0	95.1	-
May '16	92.0	95.1	-
Apr '16	92.0	95.1	-
Mar '16	90.6	93.7	-
Feb '16	88.3	91.5	-
Jan '16	96.2	99.4	-

Residential Heating Fuel Prices — Tagish & Teslin

	Tagish		
	Furnace Oil	Arctic Stove Oil	Propane (500-gallon tank cost)
30-Jan-19	116.1	118.7	-
16-Jan-19	116.1	118.7	-
2-Jan-19	120.8	124.0	-
19-Dec-18	126.1	129.2	-
5-Dec-18	128.1	131.3	-
21-Nov-18	134.5	136.9	-
7-Nov-18	134.5	134.8	-
24-Oct-18	134.5	134.8	-
10-Oct-18	133.4	132.0	-
26-Sep-18	116.6	126.1	-
12-Sep-18	n/a	136.4	-
29-Aug-18	127.9	132.0	-
15-Aug-18	127.9	132.0	-
1-Aug-18	131.0	133.6	-
18-Jul-18	n/a	133.5	-
4-Jul-18	n/a	134.6	-
20-Jun-18	130.3	134.9	-
6-Jun-18	130.3	135.5	-
23-May-18	121.9	131.3	-
9-May-18	121.9	128.9	-
25-Apr-18	121.9	127.6	-
11-Apr-18	121.9	124.6	-
28-Mar-18	121.9	125.6	-
14-Mar-18	121.9	124.9	-
28-Feb-18	121.9	125.1	-
14-Feb-18	121.9	125.1	-
31-Jan-18	127.2	130.3	-
17-Jan-18	127.2	130.3	-
3-Jan-18	121.9	125.0	-
Dec '17	121.9	123.2	-
Nov '17	121.9	123.1	-
Oct '17	111.5	114.3	-
Sep '17	108.2	107.4	-
Aug '17	103.4	108.2	-
Jul '17	102.9	110.0	-
Jun '17	103.6	110.0	-
May '17	104.4	110.0	-
Apr '17	108.1	115.0	-
Mar '17	108.7	115.0	-
Feb '17	109.2	115.0	-
Jan '17	108.4	114.0	-
Dec '16	106.9	112.9	-
Nov '16	105.2	110.1	-
Oct '16	108.5	114.0	-
Sep '16	100.7	103.0	-
Aug '16	96.6	99.7	-
Jul '16	96.7	98.8	-
Jun '16	93.4	98.8	-
May '16	92.1	97.7	-
Apr '16	90.3	96.3	-
Mar '16	88.0	96.2	-
Feb '16	85.7	95.0	-
Jan '16	93.6	103.9	-

	Teslin		
	Furnace Oil	Arctic Stove Oil	Propane (500-gallon tank cost)
30-Jan-19	117.5	119.7	119.0
16-Jan-19	117.5	119.7	119.0
2-Jan-19	122.2	130.2	119.0
19-Dec-18	127.5	130.2	119.0
5-Dec-18	130.2	133.4	112.4
21-Nov-18	135.9	138.6	117.1
7-Nov-18	135.9	138.6	117.1
24-Oct-18	135.9	138.6	117.1
10-Oct-18	134.8	130.2	113.9
26-Sep-18	118.7	121.8	113.9
12-Sep-18	n/a	n/a	112.4
29-Aug-18	127.9	131.0	112.1
15-Aug-18	127.9	131.0	110.9
1-Aug-18	131.0	134.2	110.9
18-Jul-18	n/a	n/a	110.0
4-Jul-18	n/a	n/a	107.9
20-Jun-18	131.0	134.2	107.9
6-Jun-18	131.0	134.2	110.0
23-May-18	122.6	125.8	121.6
9-May-18	122.6	125.8	122.6
25-Apr-18	122.6	125.8	119.5
11-Apr-18	122.6	125.8	123.7
28-Mar-18	122.6	125.8	126.8
14-Mar-18	122.6	125.8	120.2
28-Feb-18	122.6	125.8	128.6
14-Feb-18	122.6	125.8	129.7
31-Jan-18	127.9	131.0	128.9
17-Jan-18	127.9	131.0	130.5
3-Jan-18	122.6	124.3	128.1
Dec '17	122.6	121.8	124.5
Nov '17	122.6	121.5	120.2
Oct '17	112.2	112.8	117.7
Sep '17	107.8	107.0	108.4
Aug '17	101.7	105.3	108.9
Jul '17	101.2	105.3	99.9
Jun '17	101.8	105.3	97.1
May '17	102.7	105.3	95.9
Apr '17	106.3	110.0	107.9
Mar '17	107.0	110.0	112.8
Feb '17	107.5	110.0	120.7
Jan '17	106.7	107.9	114.7
Dec '16	105.2	105.8	105.5
Nov '16	103.5	107.9	100.4
Oct '16	106.7	107.9	99.0
Sep '16	99.0	101.6	96.3
Aug '16	96.9	95.0	93.1
Jul '16	97.1	93.2	93.4
Jun '16	93.8	93.2	93.7
May '16	92.4	92.9	91.3
Apr '16	90.1	93.1	88.4
Mar '16	88.7	92.2	88.3
Feb '16	86.4	90.4	71.3
Jan '16	94.3	98.5	71.3

Residential Heating Fuel Prices — Watson Lake

	Furnace Oil	Arctic Stove Oil	Propane (500-gallon tank cost)
30-Jan-19	116.6	119.7	119.0
16-Jan-19	116.6	119.7	119.0
2-Jan-19	116.6	119.7	119.0
19-Dec-18	127.1	130.2	119.0
5-Dec-18	n/a	n/a	112.4
21-Nov-18	135.5	138.6	117.1
7-Nov-18	135.5	138.6	117.1
24-Oct-18	135.5	138.6	117.1
10-Oct-18	135.5	138.6	113.9
26-Sep-18	n/a	n/a	113.9
12-Sep-18	n/a	n/a	112.4
29-Aug-18	127.1	130.2	112.1
15-Aug-18	127.1	130.2	110.9
1-Aug-18	130.2	133.4	110.9
18-Jul-18	n/a	n/a	110.0
4-Jul-18	n/a	n/a	107.9
20-Jun-18	130.2	133.4	107.9
6-Jun-18	130.2	133.4	110.0
23-May-18	121.8	125.0	121.6
9-May-18	121.8	125.0	122.6
25-Apr-18	121.8	125.0	119.5
11-Apr-18	121.8	125.0	123.7
28-Mar-18	121.8	125.0	126.8
14-Mar-18	121.8	125.0	120.2
28-Feb-18	121.8	125.0	128.6
14-Feb-18	121.8	125.0	129.7
31-Jan-18	127.1	130.2	128.9
17-Jan-18	127.1	130.2	130.5
3-Jan-18	121.8	126.4	128.1

	Furnace Oil	Arctic Stove Oil	Propane (500-gallon tank cost)
Dec '17	121.8	126.1	124.5
Nov '17	121.8	126.1	120.2
Oct '17	111.4	116.1	117.7
Sep '17	109.1	108.2	108.4
Aug '17	104.0	104.5	108.9
Jul '17	103.4	104.5	99.9
Jun '17	104.1	104.5	97.1
May '17	104.9	104.5	95.9
Apr '17	108.6	109.2	107.9
Mar '17	109.2	109.2	112.8
Feb '17	109.7	109.2	120.7
Jan '17	108.9	107.1	114.7

Dec '16	107.5	105.0	105.5
Nov '16	105.8	107.1	100.4
Oct '16	109.0	107.1	99.0
Sep '16	101.3	100.8	96.3
Aug '16	101.4	99.8	94.7
Sep '16	101.3	100.8	96.3
Aug '16	99.2	94.2	93.1
Jul '16	99.4	92.4	93.4
Jun '16	96.1	92.4	93.7
May '16	94.7	93.6	91.3
Apr '16	91.6	94.6	90.5
Mar '16	87.9	94.6	88.3
Feb '16	85.6	92.6	71.3
Jan '16	93.0	99.5	71.3

Next release: March 1, 2019



Department of Finance
Yukon Bureau of Statistics

Additional information:
Government of Yukon
Department of Finance
Bureau of Statistics (B-4)
Box 2703, Whitehorse, Yukon Y1A 2C6
Telephone: (867) 667-5640; Fax: (867) 393-6203
Email: ybsinfo@gov.yk.ca
Website: <http://www.eco.gov.yk.ca/stats/ybs.html>