



Yukon Fuel Price Survey June 2022

Retail Motor Fuel Prices in Yukon

	Self-serve			% Change Jun 30, 2021 to Jun 29, 2022		
	regular	premium	diesel	regular	premium	diesel
Whitehorse	218.7	229.7	233.1	52.0%	47.6%	65.6%
Beaver Creek	239.9	239.9	254.7	53.9%	37.2%	50.4%
Burwash Landing	228.9	236.0	242.0	50.7%	47.6%	64.7%
Carcross	229.9	-	239.9	48.4%	-	51.9%
Carmacks	234.9	244.9	239.9	51.6%	49.0%	62.2%
Dawson City	237.4	250.9	246.8	60.2%	52.6%	64.1%
Destruction Bay	234.9	249.9	243.9	46.9%	42.1%	59.5%
Eagle Plains	230.0	-	245.0	43.8%	-	48.5%
Faro	229.9	-	234.9	48.4%	-	53.6%
Haines Junction	223.1	237.9	240.7	50.8%	50.7%	57.4%
Jake's Corner	219.9	234.9	234.9	n/a	n/a	n/a
Mayo	215.1	-	229.9	54.7%	-	63.2%
Pelly Crossing	224.9	239.9	243.9	n/a	n/a	n/a
Ross River	219.9	-	234.9	47.7%	-	51.2%
Stewart Crossing	229.9	244.9	244.9	n/a	n/a	n/a
Teslin	223.4	234.9	238.4	52.1%	46.0%	65.1%
Watson Lake	223.9	232.9	234.9	58.9%	59.6%	63.2%

As of June 29, 2022, average **regular self-serve** gasoline prices ranged from 215.1¢ per litre in Mayo to 239.9¢ per litre in Beaver Creek; a difference of 24.8¢. In communities offering **premium self-serve** gasoline, prices ranged from 229.7¢ in Whitehorse to 250.9¢ in Dawson City; a difference of 21.2¢. **Diesel self-serve**, prices ranged from 229.9¢ in Mayo to 254.7¢ in Beaver Creek; a difference of 24.8¢ per litre.

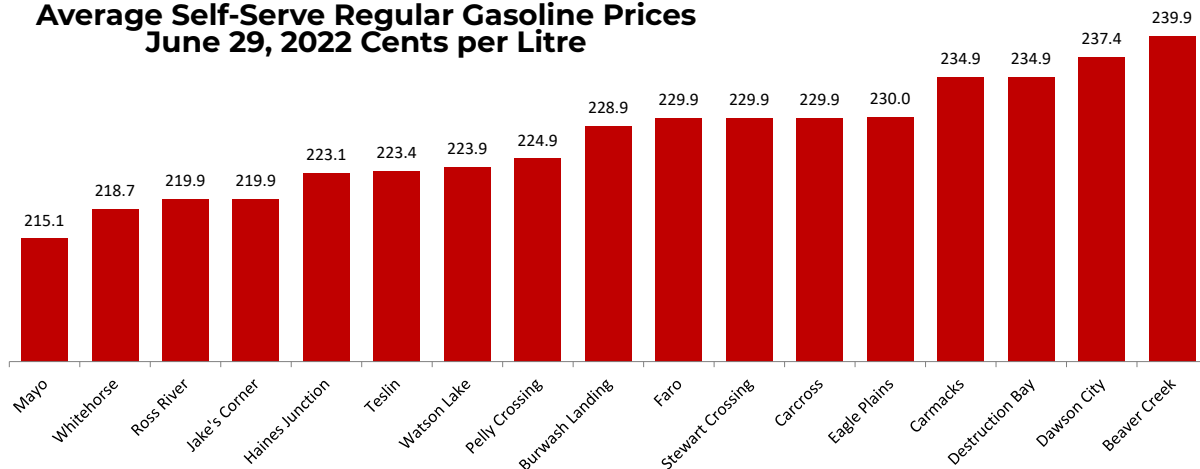
Comparing June 29, 2022 to June 30, 2021, **regular self-serve** gasoline prices increased in all Yukon communities – the largest percentage increase was in Dawson City (60.2%). **Diesel self-serve** prices increased in all Yukon communities – the largest percentage increase was in Teslin (65.6%).

	Full-serve				% Change Jun 30, 2021 to Jun 29, 2022			
	regular	premium	diesel	propane	regular	premium	diesel	propane
Whitehorse	219.9	226.9	231.9	142.0	51.8%	46.5%	62.3%	24.7%
Dawson City	-	-	-	149.0	-	-	-	10.4%
Destruction Bay	-	-	-	186.9	-	-	-	36.5%
Eagle Plains	-	-	-	180.0	-	-	-	25.0%
Teslin	-	-	-	130.0	-	-	-	18.2%
Watson Lake	-	-	-	160.0	-	-	-	33.3%

In communities offering **full-serve propane** fuel services, prices ranged from 130.0¢ per litre in Teslin to 186.9 per litre in Destruction Bay; a difference of 56.9¢. Year-over-year, prices of full-serve propane increased in all Yukon communities – the largest percentage increase was in Destruction Bay (36.5%).

Notes:
All prices are Canadian cents per litre, including all applicable taxes.
"n/a" indicates this information was not available for the reporting period.
"-" indicates this service was not available in this community at this time.

Average Self-Serve Regular Gasoline Prices June 29, 2022 Cents per Litre

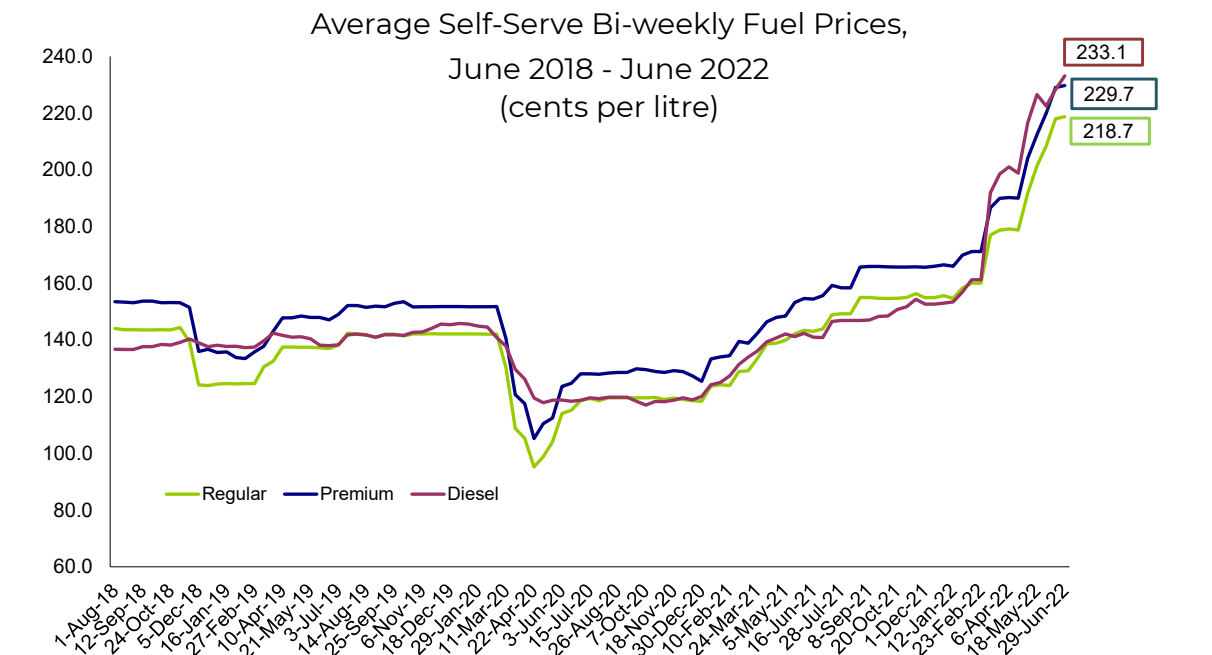
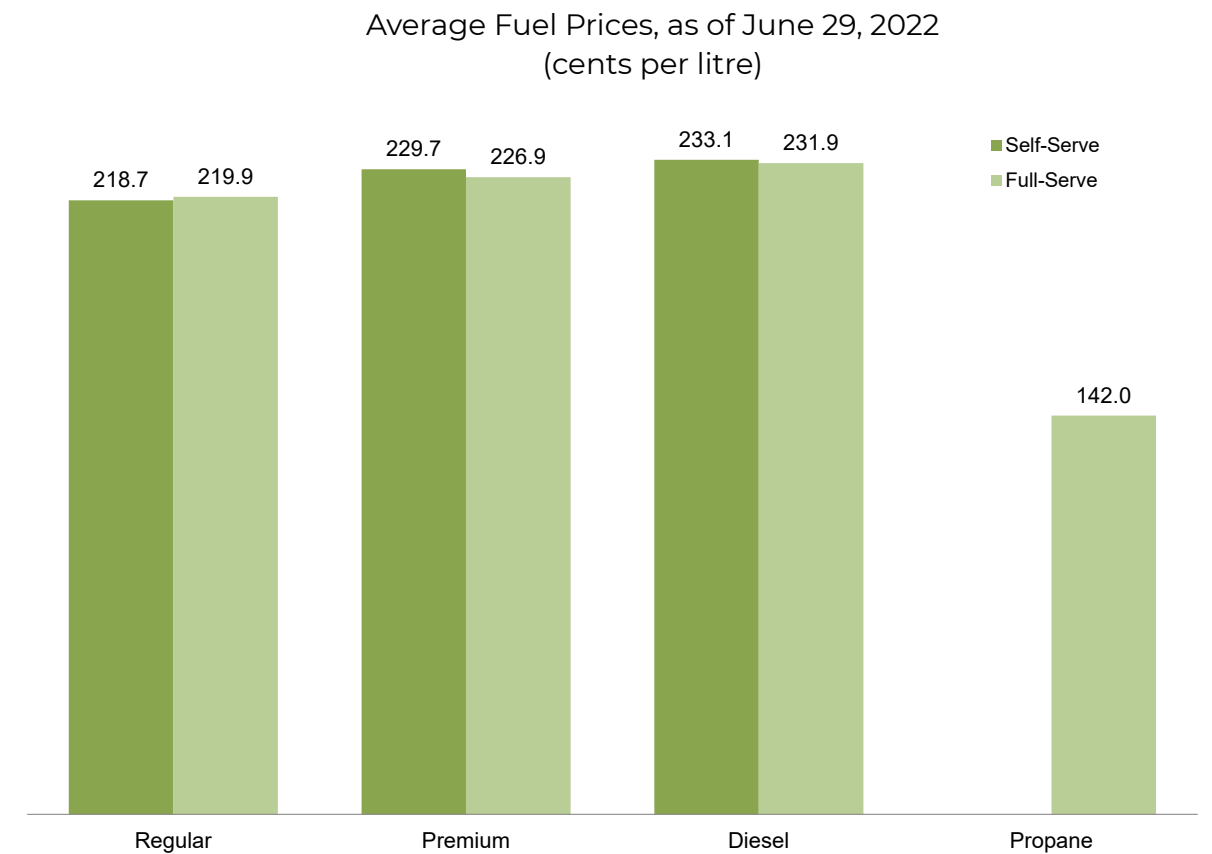


Retail Motor Fuel Prices — Whitehorse

	Self-serve		
	regular	premium	diesel
29-Jun-22	218.7	229.7	233.1
15-Jun-22	218.0	229.0	228.3
1-Jun-22	208.4	220.0	222.5
18-May-22	201.4	212.4	226.5
4-May-22	191.7	204.1	216.6
20-Apr-22	178.8	190.0	198.8
6-Apr-22	179.1	190.2	201.0
23-Mar-22	178.7	189.9	198.5
9-Mar-22	177.0	186.6	191.9
23-Feb-22	160.0	171.2	161.2
9-Feb-22	160.0	171.2	161.2
26-Jan-22	158.3	169.9	156.9
12-Jan-22	154.6	166.0	153.4
29-Dec-21	155.6	166.5	153.0
15-Dec-21	154.9	166.0	152.6
1-Dec-21	154.9	165.6	152.6
17-Nov-21	156.3	165.8	154.3
3-Nov-21	155.0	165.7	151.7
20-Oct-21	154.7	165.7	150.7
6-Oct-21	154.6	165.8	148.4
22-Sep-21	154.7	165.9	148.3
8-Sep-21	155.0	165.9	147.0
25-Aug-21	155.0	165.7	146.9
11-Aug-21	149.2	158.4	146.9
28-Jul-21	149.2	158.4	146.9
14-Jul-21	148.9	159.2	146.5
30-Jun-21	143.9	155.6	140.8
16-Jun-21	143.0	154.4	141.0
2-Jun-21	143.4	154.6	142.3
May '21	141.0	150.8	141.7
Apr '21	138.7	147.2	140.0
Mar '21	131.3	140.6	135.0
Feb '21	126.4	137.0	129.4
Jan '21	124.0	133.7	124.6
Dec '20	118.7	127.2	119.5
Nov '20	119.3	128.9	118.5
Oct '20	119.7	129.2	117.7
Sep '20	119.6	129.2	119.1
Aug '20	119.6	128.4	119.8
Jul '20	118.9	128.0	119.2
Jun '20	114.7	124.2	118.6
May '20	101.5	111.5	118.3
Apr '20	100.3	111.4	122.9
Mar '20	119.5	130.6	133.7
Feb '20	142.0	151.8	142.7
Jan '20	142.1	151.7	145.4
Dec '19	142.1	151.8	145.5
Nov '19	142.2	151.7	143.4
Oct '19	141.8	152.6	142.2
Sep '19	142.0	152.3	141.8
Aug '19	141.4	151.7	141.4
Jul '19	140.9	151.1	140.7
Jun '19	137.1	147.5	138.1

	Full-serve			
	regular	premium	diesel	propane
29-Jun-22	219.9	226.9	231.9	142.0
15-Jun-22	215.9	225.9	230.9	142.0
1-Jun-22	205.9	215.9	220.9	138.0
18-May-22	199.9	209.9	224.9	142.0
4-May-22	195.9	205.9	230.9	142.0
20-Apr-22	179.9	189.9	200.9	141.0
6-Apr-22	179.9	189.9	200.9	140.0
23-Mar-22	179.9	189.9	200.9	140.0
9-Mar-22	179.9	189.9	200.9	132.9
23-Feb-22	159.9	169.9	162.9	128.2
9-Feb-22	159.9	169.9	162.9	128.2
26-Jan-22	159.9	169.9	162.9	122.9
12-Jan-22	155.9	165.9	154.9	130.0
29-Dec-21	n/a	n/a	n/a	125.9
15-Dec-21	155.9	165.9	154.9	128.2
1-Dec-21	155.9	165.9	154.9	129.9
17-Nov-21	155.9	165.9	154.9	125.5
3-Nov-21	155.9	165.9	154.9	123.6
20-Oct-21	155.9	165.9	154.9	123.6
6-Oct-21	155.9	165.9	154.9	123.6
22-Sep-21	155.9	165.9	147.9	118.9
8-Sep-21	155.9	165.9	147.9	116.9
25-Aug-21	154.9	164.9	145.9	116.9
11-Aug-21	145.9	155.9	142.9	115.9
28-Jul-21	145.9	155.9	142.9	115.9
14-Jul-21	145.9	155.9	142.9	115.9
30-Jun-21	144.9	154.9	142.9	113.9
16-Jun-21	144.9	154.9	142.9	113.6
2-Jun-21	144.9	154.9	142.9	113.9
May '21	144.7	154.7	146.9	111.7
Apr '21	137.9	147.9	140.9	109.2
Mar '21	132.4	142.4	137.9	108.9
Feb '21	127.4	137.4	135.4	112.3
Jan '21	124.9	132.4	125.9	110.9
Dec '20	119.9	128.1	119.9	104.9
Nov '20	118.4	127.9	118.4	106.6
Oct '20	118.3	126.9	117.2	104.9
Sep '20	118.2	126.9	118.2	107.7
Aug '20	119.7	129.9	119.7	107.7
Jul '20	119.7	128.2	119.7	105.9
Jun '20	116.1	125.2	119.8	105.6
May '20	103.4	111.2	117.2	103.9
Apr '20	100.9	116.2	123.2	102.2
Mar '20	120.1	135.5	138.4	103.3
Feb '20	142.6	153.2	143.7	106.8
Jan '20	142.6	153.2	145.7	106.8
Dec '19	142.9	153.6	146.9	106.2
Nov '19	142.9	153.4	143.6	104.9
Oct '19	142.9	153.5	142.2	102.9
Sep '19	142.9	153.7	143.1	100.8
Aug '19	142.9	153.9	142.9	101.0
Jul '19	141.8	152.9	140.6	101.1
Jun '19	137.3	149.5	138.9	100.7

Retail Motor Fuel Prices — Whitehorse



Retail Motor Fuel Prices - Beaver Creek & Burwash Landing

	Beaver Creek Self-serve		
	regular	premium	diesel
29-Jun-22	239.9	239.9	254.7
15-Jun-22	237.4	244.9	247.2
1-Jun-22	221.4	239.9	230.4
18-May-22	215.9	209.9	244.9
4-May-22	215.9	229.9	244.9
20-Apr-22	215.9	229.9	244.9
6-Apr-22	215.9	229.9	244.9
23-Mar-22	n/a	n/a	n/a
9-Mar-22	n/a	n/a	n/a
23-Feb-22	179.9	192.9	184.9
9-Feb-22	179.9	192.9	184.9
26-Jan-22	n/a	n/a	n/a
12-Jan-22	174.9	189.9	174.9
29-Dec-21	174.9	189.9	174.9
15-Dec-21	174.9	189.9	174.9
1-Dec-21	174.9	189.9	174.9
17-Nov-21	174.9	189.9	174.9
3-Nov-21	174.9	189.9	174.9
20-Oct-21	174.9	189.9	174.9
6-Oct-21	174.9	189.9	174.9
22-Sep-21	169.9	184.9	174.9
8-Sep-21	172.4	184.9	171.9
25-Aug-21	172.4	184.9	171.9
11-Aug-21	168.9	176.9	171.9
28-Jul-21	162.4	176.9	171.9
14-Jul-21	162.4	176.9	171.9
30-Jun-21	155.9	174.9	169.4
16-Jun-21	161.9	174.9	169.4
2-Jun-21	154.9	174.9	169.9
May '21	154.9	174.9	169.9
Apr '21	154.9	174.9	169.9
Mar '21	147.4	167.4	169.9
Feb '21	139.9	159.9	159.9
Jan '21	139.9	157.4	157.4
Dec '20	147.4	160.4	160.4
Nov '20	149.9	159.9	154.9
Oct '20	147.0	159.0	154.9
Sep '20	147.4	164.0	154.9
Aug '20	149.9	159.9	154.9
Jul '20	149.9	159.9	154.9
Jun '20	144.4	159.9	154.9
May '20	138.5	159.5	154.5
Apr '20	138.5	164.5	154.5
Mar '20	153.9	169.9	169.9
Feb '20	158.9	169.9	174.9
Jan '20	158.9	169.9	174.9
Dec '19	158.9	169.9	174.9
Nov '19	157.9	169.9	165.9
Oct '19	157.1	169.5	163.8
Sep '19	157.1	165.0	160.8
Aug '19	157.2	169.9	160.9
Jul '19	157.2	169.9	160.9
Jun '19	157.2	166.4	159.8

	Burwash Landing Self-serve		
	regular	premium	diesel
29-Jun-22	228.9	236.0	242.0
15-Jun-22	n/a	n/a	n/a
1-Jun-22	218.9	226.9	242.0
18-May-22	n/a	n/a	n/a
4-May-22	196.0	204.0	216.0
20-Apr-22	n/a	n/a	n/a
6-Apr-22	186.0	194.0	202.0
23-Mar-22	186.0	194.0	202.0
9-Mar-22	186.0	194.0	198.0
23-Feb-22	164.9	172.9	162.0
9-Feb-22	164.9	172.9	162.0
26-Jan-22	164.9	172.9	162.0
12-Jan-22	162.0	170.0	154.9
29-Dec-21	n/a	n/a	n/a
15-Dec-21	162.0	170.0	154.9
1-Dec-21	162.0	170.0	154.9
17-Nov-21	159.9	167.9	149.9
3-Nov-21	155.9	167.9	149.9
20-Oct-21	n/a	n/a	n/a
6-Oct-21	n/a	n/a	n/a
22-Sep-21	n/a	n/a	n/a
8-Sep-21	159.9	n/a	161.0
25-Aug-21	n/a	n/a	n/a
11-Aug-21	159.9	157.9	149.9
28-Jul-21	n/a	n/a	n/a
14-Jul-21	151.9	159.9	146.9
30-Jun-21	151.9	159.9	146.9
16-Jun-21	n/a	n/a	n/a
2-Jun-21	145.9	155.9	144.9
May '21	145.9	155.9	144.9
Apr '21	150.9	150.9	144.9
Mar '21	122.2	123.2	118.3
Feb '21	129.9	139.9	134.9
Jan '21	124.0	134.0	129.0
Dec '20	n/a	n/a	n/a
Nov '20	126.5	136.8	122.5
Oct '20	126.5	136.8	122.5
Sep '20	n/a	n/a	n/a
Aug '20	125.9	133.1	127.3
Jul '20	126.3	133.0	124.7
Jun '20	105.9	113.9	129.9
May '20	105.9	113.9	129.9
Apr '20	n/a	n/a	n/a
Mar '20	142.9	152.9	142.9
Feb '20	142.9	n/a	n/a
Jan '20	142.9	152.9	142.9
Dec '19	142.9	152.9	142.9
Nov '19	142.9	152.9	142.9
Oct '19	142.9	152.9	142.9
Sep '19	142.9	152.9	142.9
Aug '19	142.9	152.9	142.9
Jul '19	140.4	150.4	141.4
Jun '19	132.9	142.9	139.9

Retail Motor Fuel Prices — Carcross & Carmacks

	Carcross Self-serve		
	regular	premium	diesel
29-Jun-22	229.9	-	239.9
15-Jun-22	229.9	-	239.9
1-Jun-22	215.9	-	235.9
18-May-22	215.9	-	235.9
4-May-22	199.9	-	219.9
20-Apr-22	189.9	-	205.9
6-Apr-22	189.9	-	205.9
23-Mar-22	189.9	-	205.9
9-Mar-22	185.9	-	199.9
23-Feb-22	169.9	-	169.9
9-Feb-22	169.9	-	169.9
26-Jan-22	169.9	-	169.9
12-Jan-22	164.9	-	169.9
29-Dec-21	164.9	-	169.9
15-Dec-21	164.9	-	169.9
1-Dec-21	164.9	-	169.9
17-Nov-21	164.9	-	169.9
3-Nov-21	164.9	-	169.9
20-Oct-21	164.9	-	157.9
6-Oct-21	164.9	-	157.9
22-Sep-21	164.9	-	157.9
8-Sep-21	164.9	-	157.9
25-Aug-21	164.9	-	157.9
11-Aug-21	164.9	-	157.9
28-Jul-21	159.9	-	157.9
14-Jul-21	159.9	-	157.9
30-Jun-21	154.9	-	157.9
16-Jun-21	154.9	-	157.9
2-Jun-21	154.9	-	157.9
May '21	151.9	-	153.9
Apr '21	148.9	-	149.9
Mar '21	146.9	-	147.9
Feb '21	141.9	-	145.4
Jan '21	138.9	-	139.9
Dec '20	135.9	-	135.9
Nov '20	135.9	-	135.9
Oct '20	135.9	-	129.9
Sep '20	129.9	-	135.4
Aug '20	135.9	-	129.9
Jul '20	134.6	-	129.9
Jun '20	127.9	-	129.9
May '20	110.9	-	129.9
Apr '20	112.9	-	129.9
Mar '20	148.9	-	153.9
Feb '20	152.9	-	157.9
Jan '20	152.9	-	157.9
Dec '19	152.9	-	157.9
Nov '19	152.9	-	157.9
Oct '19	149.9	-	154.9
Sep '19	149.9	-	154.9
Aug '19	149.9	-	154.9
Jul '19	149.9	-	154.9
Jun '19	147.9	-	154.9

	Carmacks Self-serve		
	regular	premium	diesel
29-Jun-22	234.9	244.9	239.9
15-Jun-22	224.9	239.9	239.9
1-Jun-22	212.4	222.9	234.9
18-May-22	205.9	217.9	215.9
4-May-22	192.9	205.9	214.9
20-Apr-22	184.9	196.9	189.9
6-Apr-22	199.9	211.9	199.9
23-Mar-22	184.9	196.9	189.9
9-Mar-22	194.9	206.9	204.9
23-Feb-22	174.9	184.9	174.9
9-Feb-22	174.9	184.9	174.9
26-Jan-22	169.9	179.9	167.9
12-Jan-22	169.9	171.3	167.9
29-Dec-21	159.9	169.9	154.9
15-Dec-21	169.9	179.9	167.9
1-Dec-21	166.9	179.9	167.9
17-Nov-21	166.9	179.9	167.9
3-Nov-21	166.9	179.9	167.9
20-Oct-21	165.9	176.9	161.4
6-Oct-21	164.9	174.4	154.9
22-Sep-21	164.9	173.9	154.9
8-Sep-21	164.9	174.4	154.9
25-Aug-21	164.9	172.4	154.9
11-Aug-21	159.9	169.9	154.9
28-Jul-21	157.4	166.9	154.9
14-Jul-21	154.9	164.4	147.9
30-Jun-21	154.9	164.4	147.9
16-Jun-21	154.9	164.4	147.9
2-Jun-21	154.9	164.4	147.9
May '21	148.9	158.9	147.9
Apr '21	146.9	156.9	146.9
Mar '21	139.9	149.9	142.9
Feb '21	133.4	143.4	136.9
Jan '21	126.8	136.6	126.8
Dec '20	129.9	139.9	119.9
Nov '20	129.9	139.9	119.9
Oct '20	129.9	139.9	122.4
Sep '20	129.8	139.9	124.9
Aug '20	129.9	139.9	123.5
Jul '20	131.2	139.7	118.6
Jun '20	122.4	132.4	118.9
May '20	108.9	118.9	121.4
Apr '20	109.9	122.4	126.9
Mar '20	138.2	148.2	149.9
Feb '20	152.9	162.9	159.9
Jan '20	152.9	162.9	165.9
Dec '19	152.9	162.9	155.9
Nov '19	152.9	162.9	155.9
Oct '19	152.9	162.9	155.9
Sep '19	152.9	162.9	155.9
Aug '19	152.9	162.9	155.9
Jul '19	152.9	162.9	155.9
Jun '19	152.9	160.4	154.9

Retail Motor Fuel Prices — Dawson City & Destruction Bay

	Dawson City Self-serve			Full-serve propane		Destruction Bay Self-serve			Full-serve propane
	regular	premium	diesel			regular	premium	diesel	
29-Jun-22	237.4	250.9	246.8	149.0	29-Jun-22	234.9	249.9	243.9	186.9
15-Jun-22	231.9	244.9	242.4	150.0	15-Jun-22	235.9	254.9	247.9	n/a
1-Jun-22	210.2	233.9	231.1	n/a	1-Jun-22	222.9	238.9	226.9	186.9
18-May-22	212.7	233.9	237	n/a	18-May-22	n/a	n/a	n/a	n/a
4-May-22	199.5	217.9	222.3	n/a	4-May-22	204.9	220.9	236.9	190.0
20-Apr-22	201.6	213.9	212.7	149.9	20-Apr-22	197.9	213.9	213.9	186.9
6-Apr-22	198.6	213.9	213.9	149.9	6-Apr-22	199.9	215.9	209.9	186.9
23-Mar-22	193.4	218.0	209.2	n/a	23-Mar-22	200.9	216.9	216.9	186.9
9-Mar-22	187.1	201.4	201.9	n/a	9-Mar-22	205.9	221.9	239.9	186.9
23-Feb-22	169.9	182.9	169.6	135.0	23-Feb-22	172.9	188.9	183.9	186.9
9-Feb-22	169.9	182.9	169.6	135.0	9-Feb-22	172.9	188.9	183.9	186.9
26-Jan-22	164.7	180.4	165.7	135.0	26-Jan-22	n/a	n/a	n/a	n/a
12-Jan-22	165.1	178.4	165.2	135.0	12-Jan-22	167.9	183.9	173.9	186.9
29-Dec-21	169.9	178.4	172.9	135.0	29-Dec-21	167.9	183.9	168.9	186.9
15-Dec-21	164.6	177.4	165.2	135.0	15-Dec-21	167.9	183.9	168.9	186.9
1-Dec-21	165.9	179.9	165.2	135.0	1-Dec-21	167.9	183.9	175.9	185.0
17-Nov-21	171.1	180.9	169.9	135.0	17-Nov-21	171.9	187.9	175.9	136.9
3-Nov-21	165.7	179.9	160.3	135.0	3-Nov-21	n/a	n/a	n/a	n/a
20-Oct-21	165.7	179.9	160.3	135.0	20-Oct-21	171.9	187.9	175.9	136.9
6-Oct-21	163.6	179.9	160.6	135.0	6-Oct-21	171.9	187.9	175.9	136.9
22-Sep-21	163.6	178.9	160.6	135.0	22-Sep-21	163.9	179.9	159.9	136.9
8-Sep-21	163.1	177.9	159.4	135.0	8-Sep-21	162.9	178.9	157.9	136.9
25-Aug-21	160.8	177.4	158.6	135.0	25-Aug-21	164.9	180.9	156.9	136.9
11-Aug-21	157.7	177.4	156.2	135.0	11-Aug-21	164.9	180.9	156.9	136.9
28-Jul-21	159.9	169.9	159.9	135.0	28-Jul-21	163.9	179.9	155.9	136.9
14-Jul-21	161.4	169.9	163.4	135.0	14-Jul-21	163.9	179.9	153.9	136.9
30-Jun-21	148.2	164.4	150.4	135.0	30-Jun-21	159.9	175.9	152.9	136.9
16-Jun-21	147.7	163.4	150.4	135.0	16-Jun-21	156.9	172.9	151.9	136.9
2-Jun-21	147.7	163.4	150.4	135.0	2-Jun-21	155.9	171.9	157.9	136.9
May '21	147.7	162.9	150.2	135.0	May '21	156.4	172.4	156.4	136.9
Apr '21	145.6	159.2	147.8	135.0	Apr '21	150.9	166.9	152.9	136.9
Mar '21	141.2	152.7	144.9	135.0	Mar '21	148.9	164.9	156.9	136.9
Feb '21	133.7	149.6	137.5	135.0	Feb '21	146.9	162.9	153.9	136.9
Jan '21	134.0	149.4	136.0	n/a	Jan '21	n/a	n/a	n/a	n/a
Dec '20	128.9	147.1	130.5	n/a	Dec '20	129.9	145.9	139.9	136.9
Nov '20	131.7	149.9	131.6	135.0	Nov '20	129.9	145.9	131.9	136.9
Oct '20	140.4	149.4	140.2	130.0	Oct '20	131.9	147.9	131.4	136.9
Sep '20	140.4	148.9	139.7	125.0	Sep '20	133.9	149.9	124.9	136.9
Aug '20	140.4	148.9	139.7	125.0	Aug '20	133.9	149.9	124.9	136.9
Jul '20	133.0	148.7	133.3	125.0	Jul '20	133.9	149.9	125.9	136.9
Jun '20	124.3	144.1	128.1	n/a	Jun '20	n/a	n/a	n/a	n/a
May '20	114.6	128.3	127.0	n/a	May '20	n/a	n/a	n/a	n/a
Apr '20	117.9	121.4	144.7	n/a	Apr '20	n/a	n/a	n/a	n/a
Mar '20	143.4	147.3	147.8	n/a	Mar '20	142.9	158.9	150.9	136.9
Feb '20	149.9	156.3	157.8	n/a	Feb '20	142.9	158.9	149.9	136.9
Jan '20	150.7	158.4	164.9	n/a	Jan '20	142.9	158.9	156.9	136.9
Dec '19	152.7	164.5	158.4	135.0	Dec '19	143.9	159.9	162.9	136.9
Nov '19	155.0	164.7	160.5	135.0	Nov '19	141.9	157.9	156.9	136.9
Oct '19	154.0	164.4	153.7	135.0	Oct '19	141.9	157.9	152.9	136.9
Sep '19	158.9	164.9	155.8	135.0	Sep '19	142.4	156.4	143.9	136.9
Aug '19	155.2	166.7	152.1	135.0	Aug '19	140.9	154.9	141.9	137.9
Jul '19	154.9	167.3	154.0	135.0	Jul '19	145.9	159.6	142.9	136.9
Jun '19	155.5	167.1	156.3	135.0	Jun '19	149.9	162.9	147.9	136.9

Retail Motor Fuel Prices — Eagle Plains & Faro

	Eagle Plains Self-Serve			Full-serve propane		Faro Self-Serve		
	regular	premium	diesel			regular	premium	diesel
29-Jun-22	230.0	-	245.0	180.0	29-Jun-22	229.9	-	234.9
15-Jun-22	230.0	-	245.0	180.0	15-Jun-22	214.9	-	234.9
1-Jun-22	230.0	-	245.0	180.0	1-Jun-22	214.9	-	234.9
18-May-22	230.0	-	245.0	180.0	18-May-22	212.9	-	240.9
4-May-22	210.0	-	245.0	180.0	4-May-22	199.0	-	224.9
20-Apr-22	n/a	-	n/a	n/a	20-Apr-22	n/a	-	n/a
6-Apr-22	210.0	-	215.0	180.0	6-Apr-22	194.9	-	209.9
23-Mar-22	n/a	-	n/a	n/a	23-Mar-22	194.9	-	209.9
9-Mar-22	n/a	-	n/a	n/a	9-Mar-22	189.9	-	204.9
23-Feb-22	172.0	-	180.0	144.0	23-Feb-22	169.9	-	167.9
9-Feb-22	172.0	-	180.0	144.0	9-Feb-22	169.9	-	167.9
26-Jan-22	172.0	-	175.0	144.0	26-Jan-22	169.9	-	167.9
12-Jan-22	172.0	-	180.0	144.0	12-Jan-22	165.9	-	164.9
29-Dec-21	172.0	-	180.0	144.0	29-Dec-21	n/a	-	n/a
15-Dec-21	172.0	-	170.0	144.0	15-Dec-21	165.9	-	164.9
1-Dec-21	172.0	-	175.0	144.0	1-Dec-21	165.9	-	164.9
17-Nov-21	180.0	-	170.0	145.0	17-Nov-21	165.9	-	164.9
3-Nov-21	172.0	-	165.0	144.0	3-Nov-21	165.9	-	164.9
20-Oct-21	172.0	-	165.0	144.0	20-Oct-21	165.9	-	164.9
6-Oct-21	174.0	-	165.0	144.0	6-Oct-21	165.9	-	164.9
22-Sep-21	165.0	-	165.0	144.0	22-Sep-21	165.9	-	156.9
8-Sep-21	165.0	-	160.0	144.0	8-Sep-21	165.9	-	156.9
25-Aug-21	165.9	-	165.0	144.0	25-Aug-21	165.9	-	156.9
11-Aug-21	165.9	-	165.0	144.0	11-Aug-21	n/a	-	n/a
28-Jul-21	165.0	-	165.0	144.0	28-Jul-21	159.9	-	156.9
14-Jul-21	160.0	-	165.0	144.0	14-Jul-21	n/a	-	n/a
30-Jun-21	160.0	-	165.0	144.0	30-Jun-21	154.9	-	152.9
16-Jun-21	160.0	-	165.0	144.0	16-Jun-21	154.9	-	152.9
2-Jun-21	n/a	-	n/a	n/a	2-Jun-21	154.9	-	152.9
May '21	150.0	-	155.0	144.0	May '21	149.9	-	152.9
Apr '21	150.0	-	150.0	144.0	Apr '21	149.9	-	152.9
Mar '21	145.0	-	147.5	144.0	Mar '21	138.9	-	143.9
Feb '21	140.0	-	145.0	144.0	Feb '21	134.9	-	139.9
Jan '21	142.0	-	142.5	144.0	Jan '21	130.9	-	134.9
Dec '20	142.0	-	140.0	144.0	Dec '20	130.9	-	133.2
Nov '20	140.0	-	145.0	144.0	Nov '20	130.9	-	129.9
Oct '20	140.0	-	145.0	144.0	Oct '20	130.9	-	125.4
Sep '20	140.0	-	145.0	144.0	Sep '20	130.9	-	120.9
Aug '20	140.0	-	142.5	144.0	Aug '20	130.9	-	120.9
Jul '20	140.0	-	145.0	144.0	Jul '20	132.9	-	122.9
Jun '20	155.0	-	145.0	144.0	Jun '20	126.9	-	120.9
May '20	170.0	-	145.0	144.0	May '20	111.4	-	120.9
Apr '20	170.0	-	145.0	144.0	Apr '20	114.9	-	130.9
Mar '20	170.0	-	166.0	144.0	Mar '20	135.9	-	147.9
Feb '20	170.0	-	166.0	144.0	Feb '20	153.9	-	156.9
Jan '20	170.0	-	161.0	142.7	Jan '20	154.9	-	157.9
Dec '19	170.0	-	161.0	142.0	Dec '19	154.6	-	157.6
Nov '19	170.0	-	163.5	142.0	Nov '19	154.3	-	157.3
Oct '19	170.0	-	161.0	144.0	Oct '19	154.3	-	157.3
Sep '19	170.0	-	161.0	144.0	Sep '19	154.3	-	157.3
Aug '19	170.0	-	163.5	144.0	Aug '19	154.3	-	157.3
Jul '19	170.0	-	162.7	144.0	Jul '19	154.3	-	157.3
Jun '19	165.0	-	160.0	140.0	Jun '19	149.9	-	151.9

Retail Motor Fuel Prices — Haines Junction

	Self-serve		
	regular	premium	diesel
29-Jun-22	223.1	237.9	240.7
15-Jun-22	223.2	237.9	241.6
1-Jun-22	213.9	223.2	233.2
18-May-22	209.9	220.2	232.7
4-May-22	197.4	211.9	234.7
20-Apr-22	188.4	197.9	210.2
6-Apr-22	185.7	195.0	207.1
23-Mar-22	184.4	193.2	205.7
9-Mar-22	183.2	191.9	200.7
23-Feb-22	163.7	172.9	166.7
9-Feb-22	163.7	172.9	166.7
26-Jan-22	163.2	172.2	163.4
12-Jan-22	160.7	170.6	159.4
29-Dec-21	160.7	170.6	158.4
15-Dec-21	160.7	170.6	158.4
1-Dec-21	161.7	170.9	157.7
17-Nov-21	160.7	170.6	157.2
3-Nov-21	160.7	170.6	157.2
20-Oct-21	160.7	170.6	157.2
6-Oct-21	158.7	168.6	155.1
22-Sep-21	158.7	168.6	152.2
8-Sep-21	158.7	168.6	150.2
25-Aug-21	158.7	168.6	150.2
11-Aug-21	157.9	168.6	149.7
28-Jul-21	153.2	162.9	149.6
14-Jul-21	151.7	163.2	149.7
30-Jun-21	147.9	157.9	152.9
16-Jun-21	147.9	158.2	151.2
2-Jun-21	147.9	158.2	151.2
May '21	145.8	155.55	150.3
Apr '21	144.4	153.2	147.2
Mar '21	135.8	145.8	142.8
Feb '21	131.2	140.7	137.6
Jan '21	127.7	138.2	133.8
Dec '20	123.5	132.1	127.3
Nov '20	123.2	131.6	126.9
Oct '20	123.6	132.4	126.9
Sep '20	122.7	130.9	126.9
Aug '20	122.7	130.9	126.9
Jul '20	122.7	131.6	126.9
Jun '20	116.8	125.4	126.3
May '20	103.9	111.3	126.8
Apr '20	111.2	112.8	134.7
Mar '20	132.3	138.1	144.3
Feb '20	147.3	155.9	150.7
Jan '20	147.0	155.9	150.7
Dec '19	147.6	155.9	149.6
Nov '19	147.6	155.9	148.7
Oct '19	147.3	155.9	147.6
Sep '19	147.5	155.9	148.1
Aug '19	147.5	155.9	148.1
Jul '19	146.5	155.1	147.1
Jun '19	142.3	153.2	144.5

Retail Motor Fuel Prices — Jake's Corner

	Self-serve		
	regular	premium	diesel
29-Jun-22	219.9	234.9	234.9
15-Jun-22	n/a	n/a	n/a
1-Jun-22	209.9	209.9	224.9
18-May-22	204.9	215.9	224.9
4-May-22	189.9	201.9	214.9
20-Apr-22	179.9	190.9	199.9
6-Apr-22	179.9	190.9	199.9
23-Mar-22	179.9	190.9	199.9
9-Mar-22	179.9	190.9	199.9
23-Feb-22	159.9	170.9	162.9
9-Feb-22	159.9	170.9	162.9
26-Jan-22	159.9	170.9	162.9
12-Jan-22	155.9	166.9	154.9
29-Dec-21	155.9	166.9	154.9
15-Dec-21	155.9	166.9	154.9
1-Dec-21	155.9	166.9	154.9
17-Nov-21	155.9	166.9	154.9
3-Nov-21	155.9	166.9	154.9
20-Oct-21	155.9	166.9	154.9
6-Oct-21	155.9	166.9	146.9
22-Sep-21	155.9	166.9	146.9
8-Sep-21	155.9	166.9	146.9
25-Aug-21	155.9	166.9	146.9
11-Aug-21	155.9	166.9	146.9
28-Jul-21	n/a	n/a	n/a
14-Jul-21	149.9	160.9	146.9
30-Jun-21	n/a	n/a	n/a
16-Jun-21	144.9	155.9	142.9
2-Jun-21	144.9	155.9	142.9
May '21	142.4	153.4	145.4
Apr '21	139.9	150.9	142.9
Mar '21	132.4	143.4	137.9
Feb '21	127.4	138.4	130.4
Jan '21	124.9	135.9	125.9
Dec '20	119.9	125.9	119.9
Nov '20	119.9	125.9	119.9
Oct '20	119.9	125.9	119.9
Sep '20	119.9	125.9	119.9
Aug '20	119.9	125.9	119.9
Jul '20	119.9	125.9	119.9
Jun '20	114.9	120.9	119.9
May '20	104.9	114.9	119.9
Apr '20	100.9	n/a	n/a
Mar '20	117.9	n/a	n/a
Feb '20	142.9	153.9	151.9
Jan '20	142.9	153.9	151.9
Dec '19	142.9	153.9	151.9
Nov '19	142.9	153.9	151.9
Oct '19	147.4	154.9	151.9
Sep '19	149.9	154.9	142.9
Aug '19	n/a	n/a	n/a
Jul '19	142.9	156.0	147.9
Jun '19	137.9	151.0	142.9

Retail Motor Fuel Prices — Mayo

	Self-serve		
	regular	premium	diesel
29-Jun-22	215.1	-	229.9
15-Jun-22	215.1	-	219.9
1-Jun-22	196.1	-	221.8
18-May-22	200.0	-	228.0
4-May-22	185.6	-	210.4
20-Apr-22	178.0	-	197.1
6-Apr-22	177.1	-	196.1
23-Mar-22	177.1	-	196.1
9-Mar-22	177.1	-	196.1
23-Feb-22	164.9	-	167.9
9-Feb-22	164.9	-	167.9
26-Jan-22	157.1	-	159.9
12-Jan-22	157.1	-	159.9
29-Dec-21	n/a	-	n/a
15-Dec-21	157.1	-	159.9
1-Dec-21	157.1	-	159.9
17-Nov-21	160.9	-	156.9
3-Nov-21	158.0	-	149.4
20-Oct-21	158.0	-	149.4
6-Oct-21	152.9	-	146.6
22-Sep-21	152.9	-	146.6
8-Sep-21	152.9	-	146.6
25-Aug-21	159.9	-	157.1
11-Aug-21	144.7	-	144.7
28-Jul-21	n/a	-	n/a
14-Jul-21	n/a	-	n/a
30-Jun-21	139.0	-	140.9
16-Jun-21	139.0	-	140.9
2-Jun-21	139.0	-	140.9
May '21	139.0	-	140.9
Apr '21	142.5	-	144.4
Mar '21	138.9	-	140.9
Feb '21	128.8	-	131.7
Jan '21	130.4	-	130.9
Dec '20	124.5	-	124.5
Nov '20	124.9	-	124.9
Oct '20	n/a	-	n/a
Sep '20	n/a	-	n/a
Aug '20	n/a	-	n/a
Jul '20	116.9	-	119.9
Jun '20	114.9	-	121.8
May '20	103.0	-	124.0
Apr '20	n/a	-	n/a
Mar '20	146.6	-	148.1
Feb '20	153.1	-	153.1
Jan '20	149.9	-	147.9
Dec '19	149.9	-	149.4
Nov '19	149.9	-	147.9
Oct '19	142.8	-	140.9
Sep '19	n/a	-	n/a
Aug '19	141.4	-	144.1
Jul '19	146.2	-	145.6
Jun '19	144.0	-	145.9

Retail Motor Fuel Prices — Pelly Crossing & Ross River

	Pelly Crossing Self-serve			Ross River Self-serve		
	regular	premium	diesel	regular	premium	diesel
29-Jun-22	224.9	239.9	243.9	219.9	-	234.9
15-Jun-22	205.0	210.0	212.0	204.9	-	216.9
1-Jun-22	205.0	215.0	212.0	204.9	-	216.9
18-May-22	205.9	215.9	212.9	201.9	-	208.9
4-May-22	195.9	205.9	202.9	199.5	-	209.9
20-Apr-22	195.0	205.0	202.0	199.5	-	209.9
6-Apr-22	n/a	n/a	n/a	199.5	-	209.9
23-Mar-22	n/a	n/a	n/a	199.5	-	209.9
9-Mar-22	n/a	n/a	n/a	n/a	-	n/a
23-Feb-22	n/a	n/a	n/a	174.9	-	181.8
9-Feb-22	n/a	n/a	n/a	174.9	-	181.8
26-Jan-22	n/a	n/a	n/a	169.9	-	167.9
12-Jan-22	158.9	168.9	153.9	n/a	-	n/a
29-Dec-21	158.9	168.9	153.9	n/a	-	n/a
15-Dec-21	158.9	168.9	153.9	169.9	-	167.9
1-Dec-21	153.9	163.9	148.9	169.9	-	167.9
17-Nov-21	158.9	168.9	153.9	169.9	-	167.9
3-Nov-21	158.9	168.9	153.9	164.9	-	167.9
20-Oct-21	158.9	168.9	153.9	164.9	-	154.9
6-Oct-21	158.9	168.9	153.9	164.9	-	154.9
22-Sep-21	158.9	168.9	153.9	164.9	-	154.9
8-Sep-21	158.9	168.9	153.9	164.9	-	154.9
25-Aug-21	158.9	167.9	153.9	159.9	-	154.9
11-Aug-21	155.9	157.9	153.9	159.9	-	154.9
28-Jul-21	155.9	178.9	150.9	154.9	-	152.9
14-Jul-21	155.9	178.9	150.9	154.9	-	152.9
30-Jun-21	n/a	n/a	n/a	148.9	-	155.4
16-Jun-21	149.9	162.9	144.9	148.9	-	155.4
2-Jun-21	149.9	162.9	144.9	148.9	-	155.4
May '21	145.9	149.9	149.9	148.9	-	155.4
Apr '21	145.9	152.9	140.9	139.9	-	141.9
Mar '21	130.9	134.9	125.9	134.9	-	135.9
Feb '21	130.9	137.9	125.9	130.4	-	128.4
Jan '21	130.9	137.9	125.9	129.9	-	126.9
Dec '20	130.9	137.9	125.9	129.9	-	125.9
Nov '20	n/a	n/a	n/a	n/a	-	n/a
Oct '20	130.9	137.9	125.9	124.9	-	122.9
Sep '20	130.9	137.9	125.9	129.9	-	119.9
Aug '20	130.9	137.9	125.9	129.9	-	119.9
Jul '20	130.6	138.9	125.6	127.6	-	127.2
Jun '20	109.9	140.9	104.9	109.9	-	121.9
May '20	105.4	140.9	100.4	102.9	-	121.9
Apr '20	110.5	140.9	105.5	121.4	-	127.4
Mar '20	146.4	152.4	141.4	148.9	-	152.4
Feb '20	151.9	157.9	146.9	150.9	-	154.4
Jan '20	151.9	157.9	146.9	152.9	-	156.9
Dec '19	151.9	157.9	146.9	152.9	-	156.4
Nov '19	151.9	157.9	146.9	152.9	-	156.4
Oct '19	151.9	157.9	146.9	154.9	-	158.4
Sep '19	151.9	157.9	146.9	154.9	-	158.4
Aug '19	151.9	157.9	146.9	154.9	-	158.4
Jul '19	151.9	157.9	146.9	153.6	-	156.7
Jun '19	151.9	157.9	146.9	150.4	-	154.9

Retail Motor Fuel Prices — Stewart Crossing

	Self-Serve		
	regular	premium	diesel
29-Jun-22	229.9	244.9	244.9
15-Jun-22	n/a	n/a	n/a
1-Jun-22	219.9	230.9	234.9
18-May-22	214.9	225.9	234.9
4-May-22	199.9	210.9	224.9
20-Apr-22	189.9	200.9	209.9
6-Apr-22	189.9	200.9	209.9
23-Mar-22	189.9	200.9	209.9
9-Mar-22	189.9	200.9	209.9
23-Feb-22	169.9	180.9	172.9
9-Feb-22	169.9	180.9	172.9
26-Jan-22	169.9	180.9	172.9
12-Jan-22	165.9	176.9	164.9
29-Dec-21	165.9	176.9	164.9
15-Dec-21	165.9	176.9	164.9
1-Dec-21	165.9	176.9	164.9
17-Nov-21	165.9	176.9	164.9
3-Nov-21	165.9	176.9	164.9
20-Oct-21	165.9	176.9	164.9
6-Oct-21	165.9	176.9	156.9
22-Sep-21	165.9	176.9	156.9
8-Sep-21	165.9	176.9	156.9
25-Aug-21	165.9	176.9	156.9
11-Aug-21	165.9	176.9	156.9
28-Jul-21	n/a	n/a	n/a
14-Jul-21	159.9	170.9	156.9
30-Jun-21	n/a	n/a	n/a
16-Jun-21	154.9	165.9	152.9
2-Jun-21	154.9	165.9	152.9
May '21	149.9	160.9	152.9
Apr '21	149.9	160.9	152.9
Mar '21	144.9	155.9	147.9
Feb '21	n/a	n/a	n/a
Jan '21	n/a	n/a	n/a
Dec '20	n/a	n/a	n/a
Nov '20	n/a	n/a	n/a
Oct '20	n/a	n/a	n/a
Sep '20	n/a	n/a	n/a
Aug '20	n/a	n/a	n/a
Jul '20	n/a	n/a	n/a
Jun '20	124.9	130.9	129.9
May '20	n/a	n/a	n/a
Apr '20	n/a	n/a	n/a
Mar '20	n/a	n/a	n/a
Feb '20	152.9	158.9	155.9
Jan '20	152.9	158.9	155.9
Dec '19	152.9	158.9	153.4
Nov '19	152.9	158.9	150.9
Oct '19	152.9	158.9	150.9
Sep '19	152.9	158.9	150.9
Aug '19	152.9	158.9	150.9
Jul '19	152.9	158.9	151.1
Jun '19	147.9	153.9	145.9

Retail Motor Fuel Prices — Teslin

	Self-serve			Full-serve
	regular	premium	diesel	propane
29-Jun-22	223.4	234.9	238.4	130.0
15-Jun-22	223.9	234.9	238.9	n/a
1-Jun-22	208.9	220.9	228.4	n/a
18-May-22	208.9	220.9	237.4	125.0
4-May-22	191.9	204.9	217.9	110.0
20-Apr-22	181.9	194.9	201.9	110.0
6-Apr-22	181.9	194.9	201.9	110.0
23-Mar-22	181.9	194.9	201.9	110.0
9-Mar-22	183.9	194.9	203.9	n/a
23-Feb-22	163.9	170.9	166.4	110.0
9-Feb-22	163.9	170.9	166.4	110.0
26-Jan-22	163.9	170.9	162.9	110.0
12-Jan-22	163.9	170.9	158.9	110.0
29-Dec-21	161.9	170.9	158.4	110.0
15-Dec-21	161.9	170.9	158.4	110.0
1-Dec-21	161.9	170.9	158.4	110.0
17-Nov-21	161.9	170.9	158.4	110.0
3-Nov-21	161.9	170.9	158.1	110.0
20-Oct-21	161.9	170.9	154.4	110.0
6-Oct-21	159.9	166.9	150.4	110.0
22-Sep-21	158.9	166.9	149.4	110.0
8-Sep-21	158.9	166.9	149.4	110.0
25-Aug-21	158.9	166.9	149.4	110.0
11-Aug-21	158.9	166.9	148.9	110.0
28-Jul-21	153.9	161.9	148.9	110.0
14-Jul-21	160.4	178.9	144.4	110.0
30-Jun-21	148.9	160.9	144.4	110.0
16-Jun-21	148.9	160.9	144.4	110.0
2-Jun-21	148.9	160.9	144.4	110.0
May '21	145.9	158.9	145.65	110.0
Apr '21	144.9	156.9	146.9	110.0
Mar '21	135.2	144.9	136.9	110.0
Feb '21	131.4	142.9	132.2	110.0
Jan '21	128.9	139.9	129.9	110.0
Dec '20	123.9	134.6	126.4	110.0
Nov '20	123.9	131.9	123.9	110.0
Oct '20	123.9	131.9	123.9	110.0
Sep '20	123.9	131.9	123.9	110.0
Aug '20	123.9	131.9	123.9	110.0
Jul '20	122.2	130.2	123.6	110.0
Jun '20	114.4	123.4	126.4	110.0
May '20	109.9	119.9	129.9	110.0
Apr '20	109.9	119.9	129.9	110.0
Mar '20	139.7	149.4	145.2	110.0
Feb '20	146.9	156.9	152.4	110.0
Jan '20	146.9	156.9	152.4	110.0
Dec '19	146.9	156.9	152.4	110.0
Nov '19	146.9	156.9	152.4	110.0
Oct '19	146.9	156.9	152.4	110.0
Sep '19	146.9	156.9	153.7	110.0
Aug '19	146.9	156.9	152.4	110.0
Jul '19	146.1	156.9	153.9	n/a
Jun '19	141.9	151.9	148.9	n/a

Retail Motor Fuel Prices — Watson Lake

	Self-serve			Full-serve propane
	regular	premium	diesel	
29-Jun-22	223.9	232.9	234.9	160.0
15-Jun-22	221.4	232.9	234.9	160.0
1-Jun-22	207.9	219.9	228.9	160.0
18-May-22	195.9	209.9	229.9	160.0
4-May-22	186.9	199.9	212.9	170.0
20-Apr-22	178.9	189.9	195.9	160.0
6-Apr-22	178.9	189.9	195.9	160.0
23-Mar-22	175.9	182.9	195.9	160.0
9-Mar-22	175.9	182.9	195.9	160.0
23-Feb-22	158.9	171.9	160.9	130.0
9-Feb-22	158.9	171.9	160.9	130.0
26-Jan-22	158.9	171.9	160.9	120.0
12-Jan-22	153.9	164.9	155.9	120.0
29-Dec-21	153.9	164.9	152.9	120.0
15-Dec-21	153.9	164.9	152.9	120.0
1-Dec-21	153.9	164.9	152.9	120.0
17-Nov-21	153.9	164.9	152.9	120.0
3-Nov-21	153.9	164.9	152.9	120.0
20-Oct-21	153.9	164.9	152.9	120.0
6-Oct-21	153.4	159.9	151.9	120.0
22-Sep-21	153.4	159.9	151.9	120.0
8-Sep-21	153.4	159.9	151.9	120.0
25-Aug-21	153.4	159.9	151.9	120.0
11-Aug-21	150.9	156.9	151.9	120.0
28-Jul-21	150.9	156.2	151.9	120.0
14-Jul-21	147.4	156.9	148.4	120.0
30-Jun-21	143.9	151.9	144.9	120.0
16-Jun-21	143.9	151.9	144.9	120.0
2-Jun-21	143.9	151.9	144.9	113.9
May '21	138.4	145.9	141.9	113.9
Apr '21	134.4	144.4	138.4	113.9
Mar '21	130.9	142.9	134.9	121.0
Feb '21	122.9	n/a	125.4	112.9
Jan '21	117.9	124.9	121.4	112.9
Dec '20	113.9	124.2	116.2	112.9
Nov '20	114.4	124.4	115.4	112.9
Oct '20	113.9	123.9	114.9	112.9
Sep '20	121.9	123.9	121.2	112.9
Aug '20	128.4	123.9	127.4	n/a
Jul '20	121.9	123.9	128.2	112.9
Jun '20	118.9	123.9	128.4	112.9
May '20	104.7	109.4	116.4	112.9
Apr '20	101.4	111.0	114.5	112.9
Mar '20	129.4	138.9	131.4	112.9
Feb '20	137.9	146.9	142.4	n/a
Jan '20	139.5	149.9	146.8	112.9
Dec '19	138.6	149.9	144.1	112.9
Nov '19	139.3	149.9	144.3	112.9
Oct '19	143.5	149.9	145.7	112.9
Sep '19	141.9	146.7	144.5	110.9
Aug '19	141.7	149.2	143.5	110.9
Jul '19	141.2	149.2	142.8	110.9
Jun '19	140.2	147.9	142.6	110.9

Residential Fuel Prices in Yukon

Average Prices as of June 29, 2022

	Residential Heating Fuels			% Change Jun 30, 2021 to Jun 29, 2022		
	Furnace Oil	Arctic Stove Oil	Propane (500-gallon tank cost)	Furnace Oil	Arctic Stove Oil	Propane (500-gallon tank cost)
Whitehorse	220.6	219.3	99.8	69.7%	66.3%	5.3%
Beaver Creek	226.7	229.9	-	n/a	52.2%	-
Burwash Landing	225.1	223.8	-	n/a	85.3%	-
Carcross	222.7	222.1	-	n/a	60.5%	-
Carmacks	223.5	221.9	n/a	n/a	56.5%	n/a
Dawson City	230.0	231.5	n/a	62.7%	63.7%	n/a
Destruction Bay	225.1	225.9	-	n/a	56.7%	-
Faro	225.6	227.6	n/a	n/a	58.9%	n/a
Haines Junction	223.5	224.3	n/a	n/a	58.2%	n/a
Marsh Lake	223.5	216.8	-	n/a	56.6%	-
Mayo	220.0	228.4	n/a	59.7%	56.4%	n/a
Pelly Crossing	216.9	225.9	-	n/a	56.7%	-
Ross River	229.1	226.3	n/a	50.8%	49.7%	n/a
Stewart Crossing	225.1	228.2	-	n/a	n/a	-
Tagish	223.8	222.7	-	n/a	60.9%	-
Teslin	223.8	224.4	n/a	n/a	58.3%	n/a
Watson Lake	226.9	230.4	n/a	n/a	52.5%	n/a

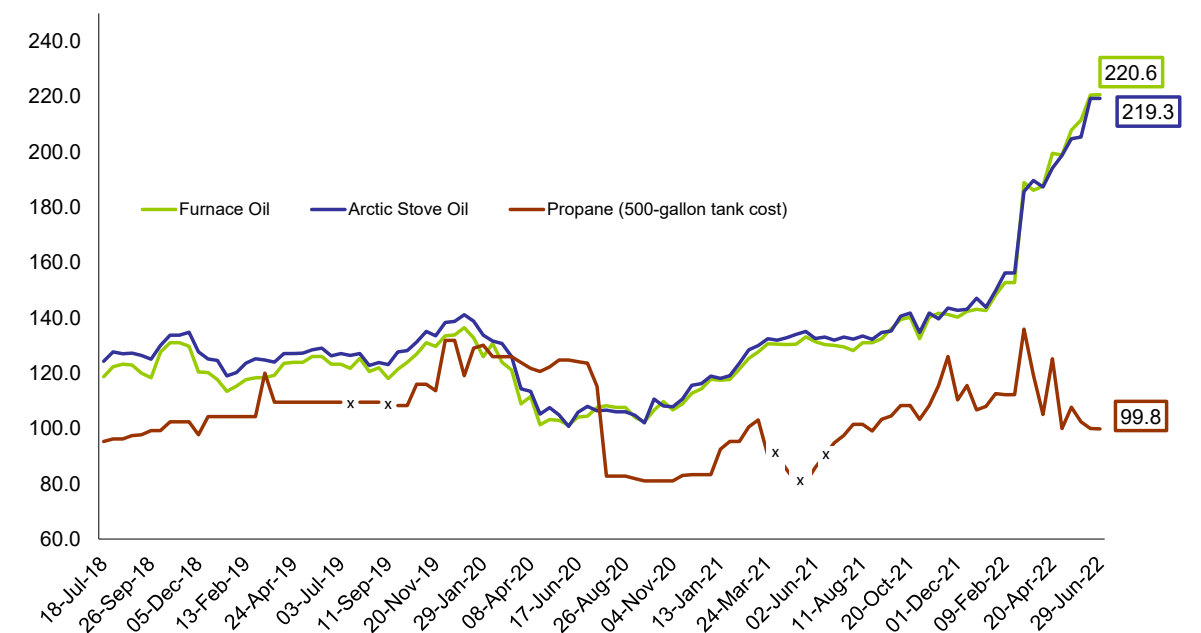
Notes: All prices are Canadian cents per litre, including all applicable taxes.
 "-" indicates this service was not available in this community at this time.
 "n/a" indicates this information was not available for the reporting period.

Comparing June 29, 2022 to June 30, 2021, furnace oil prices increased in all Yukon communities where available; the largest percentage increase was in Whitehorse (69.7%).

Arctic stove oil prices increased in all Yukon communities; the largest percentage increase was in Burwash Landing (85.3%).

Prices of propane (500 gallon tank) were unavailable in all Yukon communities with the exception of Whitehorse which increased by 5.3%.

**Average Residential Bi-weekly Heating Fuel Prices, Whitehorse
June 2018 - June 2022
(cents per litre)**



Residential Heating Fuel Prices — Whitehorse

	Furnace Oil	Arctic Stove Oil	Propane (500-gallon tank cost)
29-Jun-22	220.6	219.3	99.8
15-Jun-22	220.5	219.3	100.0
01-Jun-22	211.4	205.3	102.4
18-May-22	207.8	204.7	107.7
04-May-22	198.8	198.7	100.0
20-Apr-22	199.4	194.1	125.2
06-Apr-22	187.6	187.3	105.0
23-Mar-22	186.1	189.6	119.3
09-Mar-22	188.9	185.6	135.9
23-Feb-22	152.7	156.2	112.2
09-Feb-22	152.7	156.2	112.2
26-Jan-22	148.3	149.8	112.6
12-Jan-22	142.6	143.8	108.0
29-Dec-21	143.1	147.1	106.7
15-Dec-21	142.3	143.1	115.5
01-Dec-21	140.2	142.7	110.3
17-Nov-21	141.2	143.5	126.0
03-Nov-21	141.6	139.6	115.5
20-Oct-21	140.2	141.7	108.3
06-Oct-21	139.4	140.6	108.3
22-Sep-21	136.0	135.2	104.5
08-Sep-21	132.4	134.7	103.3
25-Aug-21	131.0	132.2	99.1
11-Aug-21	131.0	133.4	101.5
28-Jul-21	128.1	132.3	101.5
14-Jul-21	129.5	133.0	97.5
30-Jun-21	130.0	131.9	94.8
16-Jun-21	130.3	133.0	n/a
02-Jun-21	131.4	132.5	85.9
May '21	131.8	134.6	80.5
Apr '21	130.4	132.4	90.1
Mar '21	129.2	131.2	96.7
Feb '21	123.4	126.0	98.0
Jan '21	117.6	118.6	93.9
Dec '20	114.9	116.9	83.3
Nov '20	107.8	109.2	82.0
Oct '20	108.2	109.4	81.0
Sep '20	103.2	103.4	81.5
Aug '20	107.6	106.0	82.8
Jul '20	106.7	107.0	107.2
Jun '20	102.7	103.3	124.4
May '20	103.1	106.2	123.5
Apr '20	106.4	109.3	121.2
Mar '20	115.0	120.1	124.9
Feb '20	127.3	131.2	125.9
Jan '20	131.7	137.9	126.1
Dec '19	133.7	138.5	131.8
Nov '19	130.3	134.3	114.8
Oct '19	125.4	129.7	112.2
Sep '19	119.7	125.4	108.3
Aug '19	121.3	123.3	109.5
Jul '19	123.4	126.9	109.5
Jun '19	124.6	127.6	109.5

Residential Heating Fuel Prices — Beaver Creek

	Furnace Oil	Arctic Stove Oil	Propane (500-gallon tank cost)
29-Jun-22	226.7	229.9	-
15-Jun-22	n/a	230.9	-
01-Jun-22	205.7	213.7	-
18-May-22	205.7	213.7	-
04-May-22	205.7	213.7	-
20-Apr-22	195.2	202.8	-
06-Apr-22	195.2	202.8	-
23-Mar-22	192.3	201.4	-
09-Mar-22	192.3	201.4	-
23-Feb-22	157.7	170.0	-
09-Feb-22	157.7	170.0	-
26-Jan-22	157.7	166.1	-
12-Jan-22	149.3	158.5	-
29-Dec-21	149.3	158.5	-
15-Dec-21	149.3	158.5	-
01-Dec-21	149.3	161.1	-
17-Nov-21	149.3	161.1	-
03-Nov-21	149.3	151.3	-
20-Oct-21	145.1	149.7	-
06-Oct-21	145.1	149.7	-
22-Sep-21	145.1	149.7	-
08-Sep-21	138.8	146.5	-
25-Aug-21	138.8	146.5	-
11-Aug-21	138.8	146.5	-
28-Jul-21	n/a	151.1	-
14-Jul-21	138.8	146.5	-
30-Jun-21	n/a	151.1	-
16-Jun-21	138.8	146.5	-
02-Jun-21	138.8	146.5	-
May '21	138.8	146.5	-
Apr '21	141.4	147.9	-
Mar '21	140.2	136.0	-
Feb '21	136.0	141.3	-
Jan '21	129.7	131.3	-
Dec '20	127.6	130.1	-
Nov '20	117.1	120.5	-
Oct '20	114.5	118.2	-
Sep '20	111.8	115.0	-
Aug '20	111.8	115.0	-
Jul '20	n/a	n/a	-
Jun '20	n/a	n/a	-
May '20	n/a	n/a	-
Apr '20	n/a	n/a	-
Mar '20	130.0	133.1	-
Feb '20	140.4	143.6	-
Jan '20	143.9	147.1	-
Dec '19	145.7	148.8	-
Nov '19	140.4	143.6	-
Oct '19	134.7	137.8	-
Sep '19	127.3	130.5	-
Aug '19	127.3	130.5	-
Jul '19	130.9	133.4	-
Jun '19	135.0	139.2	-

Residential Heating Fuel Prices — Burwash Landing

	Furnace Oil	Arctic Stove Oil	Propane (500 gallon tank cost)
29-Jun-22	225.1	223.8	-
15-Jun-22	n/a	n/a	-
01-Jun-22	204.1	200.5	-
18-May-22	204.1	206.7	-
04-May-22	204.1	200.5	-
20-Apr-22	193.6	196.2	-
06-Apr-22	193.6	190.0	-
23-Mar-22	190.2	193.8	-
09-Mar-22	190.2	167.6	-
23-Feb-22	155.6	150.2	-
09-Feb-22	155.6	150.2	-
26-Jan-22	155.6	150.2	-
12-Jan-22	147.2	143.4	-
29-Dec-21	147.2	150.3	-
15-Dec-21	147.2	148.7	-
01-Dec-21	147.2	148.7	-
17-Nov-21	147.2	135.5	-
03-Nov-21	147.2	135.5	-
20-Oct-21	143.0	146.1	-
06-Oct-21	143.0	146.1	-
22-Sep-21	143.0	146.1	-
08-Sep-21	136.7	130.3	-
25-Aug-21	136.7	139.8	-
11-Aug-21	136.7	130.3	-
28-Jul-21	n/a	n/a	-
14-Jul-21	136.7	127.7	-
30-Jun-21	n/a	120.8	-
16-Jun-21	136.7	139.8	-
02-Jun-21	136.7	130.3	-
May '21	136.7	130.3	-
Apr '21	137.1	130.5	-
Mar '21	133.9	130.9	-
Feb '21	129.7	128.5	-
Jan '21	123.4	123.8	-
Dec '20	121.3	124.4	-
Nov '20	115.0	117.5	-
Oct '20	112.4	115.5	-
Sep '20	109.7	112.9	-
Aug '20	109.7	114.2	-
Jul '20	109.7	113.8	-
Jun '20	109.7	113.6	-
May '20	109.7	114.2	-
Apr '20	112.3	115.4	-
Mar '20	127.4	134.5	-
Feb '20	137.8	139.8	-
Jan '20	141.3	141.7	-
Dec '19	143.1	143.5	-
Nov '19	137.8	139.6	-
Oct '19	132.6	135.4	-
Sep '19	125.2	131.9	-
Aug '19	125.2	133.6	-
Jul '19	127.2	131.7	-
Jun '19	131.3	134.4	-

Residential Heating Fuel Prices — Carcross

	Furnace Oil	Arctic Stove Oil	Propane (500 gallon tank cost)
29-Jun-22	222.7	222.1	-
15-Jun-22	n/a	207.3	-
01-Jun-22	201.7	206.0	-
18-May-22	201.7	206.0	-
04-May-22	201.7	206.0	-
20-Apr-22	191.2	195.1	-
06-Apr-22	191.2	195.1	-
23-Mar-22	188.3	193.7	-
09-Mar-22	188.3	193.7	-
23-Feb-22	153.7	162.4	-
09-Feb-22	153.7	162.4	-
26-Jan-22	153.7	158.4	-
12-Jan-22	145.3	150.8	-
29-Dec-21	145.3	150.8	-
15-Dec-21	145.3	150.8	-
01-Dec-21	145.3	153.3	-
17-Nov-21	145.3	153.3	-
03-Nov-21	145.3	143.4	-
20-Oct-21	141.1	141.3	-
06-Oct-21	141.1	141.3	-
22-Sep-21	141.1	141.3	-
08-Sep-21	134.8	138.2	-
25-Aug-21	134.8	138.2	-
11-Aug-21	134.8	138.2	-
28-Jul-21	n/a	138.4	-
14-Jul-21	134.8	138.2	-
30-Jun-21	n/a	138.4	-
16-Jun-21	134.8	138.2	-
02-Jun-21	134.8	138.2	-
May '21	134.8	138.2	-
Apr '21	135.2	138.4	-
Mar '21	132.0	135.2	-
Feb '21	127.8	131.0	-
Jan '21	121.5	121.2	-
Dec '20	119.4	120.8	-
Nov '20	113.1	112.7	-
Oct '20	110.5	108.7	-
Sep '20	107.8	103.8	-
Aug '20	107.8	103.8	-
Jul '20	107.8	103.8	-
Jun '20	107.8	104.8	-
May '20	107.8	111.0	-
Apr '20	110.4	112.6	-
Mar '20	125.5	117.9	-
Feb '20	135.9	131.0	-
Jan '20	139.4	142.6	-
Dec '19	141.2	140.4	-
Nov '19	135.9	136.5	-
Oct '19	130.7	133.8	-
Sep '19	123.3	127.1	-
Aug '19	128.5	129.3	-
Jul '19	127.0	128.6	-
Jun '19	128.7	130.3	-

Residential Heating Fuel Prices — Carmacks

	Furnace Oil	Arctic Stove Oil	Propane (500-gallon tank cost)
29-Jun-22	223.5	221.9	n/a
15-Jun-22	n/a	221.9	105.5
01-Jun-22	202.5	213.8	105.1
18-May-22	202.5	213.8	106.2
04-May-22	202.5	213.8	106.2
20-Apr-22	192.0	197.3	131.8
06-Apr-22	192.0	197.3	n/a
23-Mar-22	189.2	195.9	140.3
09-Mar-22	189.2	195.9	141.9
23-Feb-22	154.5	164.5	121.2
09-Feb-22	154.5	164.5	121.2
26-Jan-22	154.5	160.5	119.5
12-Jan-22	146.1	152.9	119.1
29-Dec-21	146.1	152.9	111.4
15-Dec-21	146.1	152.9	n/a
01-Dec-21	146.1	155.4	n/a
17-Nov-21	146.1	155.4	n/a
03-Nov-21	146.1	145.6	n/a
20-Oct-21	141.9	143.5	120.9
06-Oct-21	141.9	143.5	120.9
22-Sep-21	141.9	143.5	113.2
08-Sep-21	135.6	140.3	110.8
25-Aug-21	135.6	140.3	102.4
11-Aug-21	135.6	140.3	108.2
28-Jul-21	n/a	141.8	107.3
14-Jul-21	135.6	140.3	105.7
30-Jun-21	n/a	141.8	103.0
16-Jun-21	135.7	140.3	n/a
02-Jun-21	135.7	140.3	100.6
May '21	135.7	140.3	88.7
Apr '21	136.1	140.5	98.3
Mar '21	132.8	137.2	104.9
Feb '21	128.6	133.1	106.2
Jan '21	122.3	123.3	102.0
Dec '20	120.2	122.4	91.6
Nov '20	113.9	114.7	90.1
Oct '20	111.3	110.1	89.1
Sep '20	108.7	105.8	89.7
Aug '20	108.7	105.8	97.5
Jul '20	108.7	105.8	117.6
Jun '20	108.7	106.2	132.6
May '20	108.7	111.8	134.9
Apr '20	111.5	114.3	135.9
Mar '20	126.8	120.1	139.6
Feb '20	137.3	133.2	140.6
Jan '20	140.8	144.5	140.8
Dec '19	142.5	142.7	146.5
Nov '19	136.8	138.5	128.3
Oct '19	131.5	134.7	127.0
Sep '19	124.2	129.3	123.2
Aug '19	124.2	129.3	124.2
Jul '19	125.8	133.8	124.2
Jun '19	128.9	135.6	124.2

Residential Heating Fuel Prices — Dawson City

	Furnace Oil	Arctic Stove Oil	Propane (500-gallon tank cost)
29-Jun-22	230.0	231.5	n/a
15-Jun-22	233.1	233.1	105.5
01-Jun-22	225.3	226.8	105.1
18-May-22	219.5	221.0	106.2
04-May-22	202.4	204.0	106.2
20-Apr-22	197.2	198.7	131.8
06-Apr-22	197.2	198.7	n/a
23-Mar-22	196.1	197.5	140.3
09-Mar-22	196.1	197.5	141.9
23-Feb-22	161.0	162.6	121.2
09-Feb-22	161.0	162.6	121.2
26-Jan-22	159.2	160.8	119.5
12-Jan-22	152.9	154.5	119.1
29-Dec-21	149.6	152.7	111.4
15-Dec-21	155.0	156.6	n/a
01-Dec-21	155.0	156.6	n/a
17-Nov-21	154.0	155.6	n/a
03-Nov-21	151.9	153.5	n/a
20-Oct-21	149.8	151.4	120.9
06-Oct-21	143.4	144.9	120.9
22-Sep-21	143.4	144.9	113.2
08-Sep-21	140.2	141.8	110.8
25-Aug-21	140.2	141.8	102.4
11-Aug-21	140.2	141.8	108.2
28-Jul-21	n/a	n/a	107.3
14-Jul-21	139.0	142.2	105.7
30-Jun-21	141.4	141.4	103.0
16-Jun-21	140.3	141.8	n/a
02-Jun-21	140.3	141.8	100.6
May '21	139.7	142.0	88.7
Apr '21	140.5	142.1	98.3
Mar '21	135.3	136.8	104.9
Feb '21	131.5	133.1	106.2
Jan '21	125.5	127.1	102.0
Dec '20	121.5	123.1	91.6
Nov '20	114.5	117.0	90.1
Oct '20	114.8	117.9	89.1
Sep '20	112.1	115.2	89.7
Aug '20	112.1	115.2	97.5
Jul '20	111.9	114.6	117.6
Jun '20	110.0	112.6	132.6
May '20	110.6	114.5	134.9
Apr '20	117.9	117.9	135.9
Mar '20	126.9	129.1	139.6
Feb '20	140.1	142.7	140.6
Jan '20	143.7	146.8	140.8
Dec '19	143.6	146.6	146.5
Nov '19	140.0	142.9	128.3
Oct '19	134.6	137.3	127.0
Sep '19	128.3	131.4	123.2
Aug '19	130.2	132.8	124.2
Jul '19	131.9	134.1	124.2
Jun '19	135.0	138.2	124.2

Residential Heating Fuel Prices — Destruction Bay

	Furnace Oil	Arctic Stove Oil	Propane (500 gallon tank cost)
29-Jun-22	225.1	225.9	-
15-Jun-22	n/a	224.2	-
01-Jun-22	204.1	209.8	-
18-May-22	204.1	209.8	-
04-May-22	204.1	209.8	-
20-Apr-22	193.6	198.9	-
06-Apr-22	193.6	198.9	-
23-Mar-22	190.2	197.5	-
09-Mar-22	190.2	197.5	-
23-Feb-22	155.6	166.1	-
09-Feb-22	155.6	166.1	-
26-Jan-22	155.6	162.2	-
12-Jan-22	147.2	154.6	-
29-Dec-21	147.2	154.6	-
15-Dec-21	147.2	154.6	-
01-Dec-21	147.2	157.1	-
17-Nov-21	147.2	157.1	-
03-Nov-21	147.2	147.3	-
20-Oct-21	143.0	145.2	-
06-Oct-21	143.0	145.2	-
22-Sep-21	143.0	145.2	-
08-Sep-21	136.7	142.0	-
25-Aug-21	136.7	142.0	-
11-Aug-21	136.7	142.0	-
28-Jul-21	n/a	144.2	-
14-Jul-21	136.7	142.0	-
30-Jun-21	n/a	144.2	-
16-Jun-21	136.7	142.0	-
02-Jun-21	136.7	142.0	-
May '21	136.7	142.0	-
Apr '21	137.1	142.2	-
Mar '21	133.9	138.9	-
Feb '21	129.7	134.8	-
Jan '21	123.4	124.9	-
Dec '20	121.3	124.0	-
Nov '20	115.0	118.1	-
Oct '20	112.4	115.5	-
Sep '20	109.7	112.9	-
Aug '20	109.7	112.9	-
Jul '20	109.7	112.9	-
Jun '20	109.7	112.9	-
May '20	109.7	112.9	-
Apr '20	112.3	115.4	-
Mar '20	127.4	130.5	-
Feb '20	137.8	141.0	-
Jan '20	141.3	144.5	-
Dec '19	143.1	146.2	-
Nov '19	137.8	141.0	-
Oct '19	132.6	135.7	-
Sep '19	125.2	128.4	-
Aug '19	125.2	128.4	-
Jul '19	126.2	129.4	-
Jun '19	128.2	131.4	-

Residential Heating Fuel Prices — Faro

	Furnace Oil	Arctic Stove Oil	Propane (500-gallon tank cost)
29-Jun-22	225.6	227.6	n/a
15-Jun-22	n/a	232.3	105.5
01-Jun-22	204.6	209.7	105.1
18-May-22	204.6	209.7	106.2
04-May-22	204.6	209.7	106.2
20-Apr-22	194.1	200.0	131.8
06-Apr-22	194.1	198.4	n/a
23-Mar-22	191.3	197.5	140.3
09-Mar-22	191.3	188.4	141.9
23-Feb-22	156.6	163.9	121.2
09-Feb-22	156.6	163.9	121.2
26-Jan-22	156.6	161.3	119.5
12-Jan-22	148.2	153.8	119.1
29-Dec-21	148.2	155.1	111.4
15-Dec-21	148.2	153.8	n/a
01-Dec-21	148.2	155.5	n/a
17-Nov-21	148.2	155.5	n/a
03-Nov-21	148.2	148.9	n/a
20-Oct-21	144.0	146.1	120.9
06-Oct-21	144.0	146.1	120.9
22-Sep-21	144.0	144.6	113.2
08-Sep-21	137.7	142.5	110.8
25-Aug-21	137.7	138.2	102.4
11-Aug-21	137.7	142.5	108.2
28-Jul-21	n/a	136.9	107.3
14-Jul-21	137.7	142.5	105.7
30-Jun-21	n/a	143.2	103.0
16-Jun-21	137.8	142.4	n/a
02-Jun-21	137.8	141.7	100.6
May '21	137.8	141.7	88.7
Apr '21	138.2	141.9	98.3
Mar '21	134.9	137.9	104.9
Feb '21	130.7	135.2	106.2
Jan '21	124.4	126.2	102.0
Dec '20	122.3	125.1	91.6
Nov '20	116.0	119.2	90.1
Oct '20	113.4	116.6	89.1
Sep '20	110.8	113.7	89.7
Aug '20	110.8	111.7	97.5
Jul '20	110.8	113.7	117.6
Jun '20	110.8	113.8	132.6
May '20	110.8	113.7	134.9
Apr '20	113.3	119.2	135.9
Mar '20	128.4	131.4	139.6
Feb '20	138.9	141.9	140.6
Jan '20	142.4	146.3	140.8
Dec '19	144.1	147.1	146.5
Nov '19	138.9	140.7	128.3
Oct '19	133.6	131.8	127.0
Sep '19	126.3	129.4	123.2
Aug '19	126.3	129.5	124.2
Jul '19	127.3	130.9	124.2
Jun '19	129.2	132.3	124.2

Residential Heating Fuel Prices — Haines Junction

	Furnace Oil	Arctic Stove Oil	Propane (500-gallon tank cost)
29-Jun-22	223.5	224.3	n/a
15-Jun-22	n/a	221.9	105.5
01-Jun-22	202.5	213.8	105.1
18-May-22	202.5	213.8	100.9
04-May-22	202.5	213.8	100.0
20-Apr-22	192.0	197.3	125.2
06-Apr-22	192.0	197.3	n/a
23-Mar-22	189.2	195.9	140.3
09-Mar-22	189.2	195.9	141.9
23-Feb-22	154.5	164.5	121.2
09-Feb-22	154.5	164.5	121.2
26-Jan-22	154.5	160.5	119.5
12-Jan-22	146.1	152.9	119.1
29-Dec-21	146.1	152.9	111.4
15-Dec-21	146.1	152.9	n/a
01-Dec-21	146.1	155.4	n/a
17-Nov-21	146.1	155.4	n/a
03-Nov-21	146.1	145.6	n/a
20-Oct-21	141.9	143.5	120.9
06-Oct-21	141.9	143.5	120.9
22-Sep-21	141.9	143.5	113.2
08-Sep-21	135.6	140.3	110.8
25-Aug-21	135.6	140.3	102.4
11-Aug-21	135.6	140.3	108.2
28-Jul-21	n/a	142.7	107.3
14-Jul-21	135.6	140.3	105.7
30-Jun-21	n/a	141.8	103.0
16-Jun-21	135.7	140.3	n/a
02-Jun-21	135.7	140.3	100.6
May '21	135.7	140.3	88.7
Apr '21	136.1	140.5	98.3
Mar '21	132.8	137.2	104.9
Feb '21	128.6	133.1	106.2
Jan '21	122.3	123.3	102.0
Dec '20	120.2	122.4	91.6
Nov '20	113.9	114.7	90.1
Oct '20	111.3	110.1	89.1
Sep '20	108.7	105.8	89.7
Aug '20	108.7	105.8	97.5
Jul '20	108.7	105.8	117.6
Jun '20	108.7	106.2	132.6
May '20	108.7	111.8	134.9
Apr '20	114.9	117.7	135.9
Mar '20	133.7	123.6	139.6
Feb '20	144.1	136.6	140.6
Jan '20	140.3	144.2	140.8
Dec '19	142.0	142.4	146.5
Nov '19	136.8	138.5	128.3
Oct '19	131.5	134.7	127.0
Sep '19	124.2	127.0	123.2
Aug '19	130.3	131.1	124.2
Jul '19	127.5	129.1	124.2
Jun '19	128.1	129.7	124.2

Residential Heating Fuel Prices — Marsh Lake

	Furnace Oil	Arctic Stove Oil	Propane (500 gallon tank cost)
29-Jun-22	223.5	216.8	-
15-Jun-22	n/a	218.6	-
01-Jun-22	201.7	200.7	-
18-May-22	201.7	200.7	-
04-May-22	201.7	200.7	-
20-Apr-22	191.2	195.1	-
06-Apr-22	191.2	193.8	-
23-Mar-22	188.3	193.8	-
09-Mar-22	188.3	193.8	-
23-Feb-22	153.7	162.4	-
09-Feb-22	153.7	162.4	-
26-Jan-22	153.7	158.4	-
12-Jan-22	145.3	150.8	-
29-Dec-21	145.3	150.8	-
15-Dec-21	145.3	150.8	-
01-Dec-21	145.3	153.3	-
17-Nov-21	145.3	153.3	-
03-Nov-21	145.3	143.4	-
20-Oct-21	141.1	141.3	-
06-Oct-21	141.1	141.3	-
22-Sep-21	141.1	141.3	-
08-Sep-21	134.8	138.2	-
25-Aug-21	134.8	138.2	-
11-Aug-21	134.8	138.2	-
28-Jul-21	n/a	138.4	-
14-Jul-21	134.8	138.2	-
30-Jun-21	n/a	138.4	-
16-Jun-21	134.8	138.2	-
02-Jun-21	134.8	138.2	-
May '21	134.8	138.2	-
Apr '21	135.2	138.4	-
Mar '21	132.0	135.2	-
Feb '21	127.8	131.0	-
Jan '21	121.5	121.2	-
Dec '20	119.4	120.8	-
Nov '20	113.1	112.7	-
Oct '20	110.5	108.7	-
Sep '20	107.8	103.8	-
Aug '20	107.8	103.8	-
Jul '20	107.8	103.8	-
Jun '20	107.8	104.8	-
May '20	107.8	111.0	-
Apr '20	110.4	111.8	-
Mar '20	125.5	117.9	-
Feb '20	135.9	131.0	-
Jan '20	139.4	142.6	-
Dec '19	141.2	140.4	-
Nov '19	135.9	136.5	-
Oct '19	130.7	133.8	-
Sep '19	123.3	125.9	-
Aug '19	128.5	129.3	-
Jul '19	127.0	128.6	-
Jun '19	128.7	130.3	-

Residential Heating Fuel Prices — Mayo

	Furnace Oil	Arctic Stove Oil	Propane (500-gallon tank cost)
29-Jun-22	220.0	228.4	n/a
15-Jun-22	224.6	227.8	105.5
01-Jun-22	215.0	221.4	105.1
18-May-22	209.0	217.4	106.2
04-May-22	192.5	206.4	106.2
20-Apr-22	192.5	196.0	131.8
06-Apr-22	192.5	196.1	n/a
23-Mar-22	191.2	198.3	140.3
09-Mar-22	191.3	198.3	141.9
23-Feb-22	152.1	162.5	121.2
09-Feb-22	152.1	162.5	121.2
26-Jan-22	150.7	158.9	119.5
12-Jan-22	144.4	152.5	119.1
29-Dec-21	148.4	158.5	111.4
15-Dec-21	146.5	153.9	n/a
01-Dec-21	146.5	155.6	n/a
17-Nov-21	145.5	155.0	n/a
03-Nov-21	143.4	147.0	n/a
20-Oct-21	141.2	145.6	120.9
06-Oct-21	139.5	144.4	120.9
22-Sep-21	139.5	144.4	113.2
08-Sep-21	136.4	142.3	110.8
25-Aug-21	136.4	142.3	102.4
11-Aug-21	137.7	146.0	108.2
28-Jul-21	n/a	151.1	107.3
14-Jul-21	137.8	146.0	105.7
30-Jun-21	137.8	146.0	103.0
16-Jun-21	134.3	140.9	n/a
02-Jun-21	134.3	140.9	100.6
May '21	136.1	143.5	88.7
Apr '21	135.6	141.8	98.3
Mar '21	131.4	137.9	104.9
Feb '21	127.6	134.0	106.2
Jan '21	121.8	126.2	102.0
Dec '20	118.3	121.8	91.6
Nov '20	109.8	114.9	90.1
Oct '20	113.4	113.5	89.1
Sep '20	110.8	110.5	89.7
Aug '20	110.8	110.5	97.5
Jul '20	110.7	111.0	117.6
Jun '20	111.0	110.7	132.6
May '20	110.4	114.6	134.9
Apr '20	113.3	117.4	135.9
Mar '20	126.6	126.7	139.6
Feb '20	141.2	140.3	140.6
Jan '20	143.4	148.1	140.8
Dec '19	144.7	147.4	146.5
Nov '19	141.1	144.2	128.3
Oct '19	136.7	139.8	127.0
Sep '19	127.5	131.3	123.2
Aug '19	134.8	136.2	124.2
Jul '19	133.8	135.3	124.2
Jun '19	137.4	139.2	124.2

Residential Heating Fuel Prices — Pelly Crossing

	Furnace Oil	Arctic Stove Oil	Propane (500 gallon tank cost)
29-Jun-22	216.9	225.9	-
15-Jun-22	n/a	224.2	-
01-Jun-22	203.8	209.8	-
18-May-22	203.8	209.8	-
04-May-22	203.8	209.8	-
20-Apr-22	193.3	198.9	-
06-Apr-22	193.3	198.9	-
23-Mar-22	190.4	197.5	-
09-Mar-22	190.4	197.5	-
23-Feb-22	155.8	166.1	-
09-Feb-22	155.8	166.1	-
26-Jan-22	155.8	162.2	-
12-Jan-22	147.4	154.7	-
29-Dec-21	147.4	154.7	-
15-Dec-21	147.4	154.7	-
01-Dec-21	147.4	157.2	-
17-Nov-21	147.4	157.2	-
03-Nov-21	147.4	147.4	-
20-Oct-21	143.2	145.3	-
06-Oct-21	143.2	145.3	-
22-Sep-21	143.2	145.3	-
08-Sep-21	136.9	142.1	-
25-Aug-21	136.9	142.1	-
11-Aug-21	136.9	142.1	-
28-Jul-21	n/a	144.2	-
14-Jul-21	136.9	142.1	-
30-Jun-21	n/a	144.2	-
16-Jun-21	136.9	142.1	-
02-Jun-21	136.9	142.1	-
May '21	136.9	142.1	-
Apr '21	137.3	142.3	-
Mar '21	134.1	139.0	-
Feb '21	129.9	132.9	-
Jan '21	123.6	125.0	-
Dec '20	121.5	124.0	-
Nov '20	115.2	116.4	-
Oct '20	112.6	111.9	-
Sep '20	109.9	108.0	-
Aug '20	109.9	108.0	-
Jul '20	109.9	108.0	-
Jun '20	109.9	107.9	-
May '20	109.9	113.1	-
Apr '20	112.5	115.7	-
Mar '20	127.6	122.1	-
Feb '20	138.0	135.2	-
Jan '20	141.5	146.1	-
Dec '19	143.3	144.6	-
Nov '19	138.0	141.0	-
Oct '19	132.8	135.9	-
Sep '19	125.4	131.5	-
Aug '19	134.6	135.6	-
Jul '19	128.7	134.2	-
Jun '19	130.5	135.5	-

Residential Heating Fuel Prices — Ross River

	Furnace Oil	Arctic Stove Oil	Propane (500-gallon tank cost)
29-Jun-22	229.1	226.3	n/a
15-Jun-22	212.2	218.6	105.5
01-Jun-22	208.4	216.4	105.1
18-May-22	212.0	216.4	106.2
04-May-22	207.9	216.4	106.2
20-Apr-22	202.7	205.5	131.8
06-Apr-22	201.4	205.5	n/a
23-Mar-22	199.9	204.0	140.3
09-Mar-22	191.3	204.0	141.9
23-Feb-22	157.2	172.6	121.3
09-Feb-22	157.2	172.6	121.3
26-Jan-22	161.5	168.7	119.6
12-Jan-22	148.8	158.8	119.2
29-Dec-21	148.8	158.8	111.4
15-Dec-21	157.3	158.8	n/a
01-Dec-21	157.3	161.4	n/a
17-Nov-21	157.3	161.4	n/a
03-Nov-21	148.8	151.5	n/a
20-Oct-21	147.9	149.4	120.9
06-Oct-21	147.9	149.4	120.9
22-Sep-21	147.9	149.4	113.2
08-Sep-21	144.8	146.3	110.8
25-Aug-21	146.7	146.3	102.4
11-Aug-21	146.7	146.3	108.2
28-Jul-21	151.9	151.2	107.3
14-Jul-21	145.1	146.3	105.7
30-Jun-21	151.9	151.2	103.0
16-Jun-21	145.1	146.3	n/a
02-Jun-21	145.1	146.3	100.6
May '21	145.1	146.3	88.7
Apr '21	141.7	146.5	98.3
Mar '21	136.5	143.2	104.9
Feb '21	130.3	139.0	106.2
Jan '21	124.7	129.0	102.0
Dec '20	122.9	126.0	91.6
Nov '20	115.3	119.7	90.1
Oct '20	115.3	117.1	89.1
Sep '20	113.4	114.5	89.7
Aug '20	112.4	114.5	97.5
Jul '20	116.2	114.5	117.7
Jun '20	113.4	n/a	132.6
May '20	115.0	n/a	134.9
Apr '20	119.9	n/a	135.9
Mar '20	141.1	132.0	139.6
Feb '20	148.6	142.5	140.6
Jan '20	146.8	146.0	140.8
Dec '19	149.2	147.8	146.5
Nov '19	143.0	142.5	128.3
Oct '19	150.4	137.3	127.0
Sep '19	141.3	129.9	123.2
Aug '19	148.6	129.9	124.2
Jul '19	142.7	131.3	124.2
Jun '19	141.5	134.0	124.2

Residential Heating Fuel Prices — Stewart Crossing

	Furnace Oil	Arctic Stove Oil	Propane (500-gallon tank cost)
29-Jun-22	225.1	228.2	-
15-Jun-22	n/a	n/a	-
01-Jun-22	204.1	207.2	-
18-May-22	204.1	207.2	-
04-May-22	204.1	207.2	-
20-Apr-22	193.6	196.7	-
06-Apr-22	193.6	196.7	-
23-Mar-22	190.8	193.9	-
09-Mar-22	190.8	193.9	-
23-Feb-22	156.1	159.3	-
09-Feb-22	156.1	159.3	-
26-Jan-22	156.1	159.3	-
12-Jan-22	147.7	150.9	-
29-Dec-21	147.7	150.9	-
15-Dec-21	147.7	150.9	-
01-Dec-21	147.7	150.9	-
17-Nov-21	147.7	150.9	-
03-Nov-21	147.7	150.9	-
20-Oct-21	143.5	146.7	-
06-Oct-21	143.5	146.7	-
22-Sep-21	143.5	146.7	-
08-Sep-21	137.2	140.4	-
25-Aug-21	137.2	140.4	-
11-Aug-21	137.2	140.4	-
28-Jul-21	n/a	n/a	-
14-Jul-21	137.2	140.4	-
30-Jun-21	n/a	n/a	-
16-Jun-21	137.2	140.4	-
02-Jun-21	137.2	140.4	-
May '21	137.2	140.4	-
Apr '21	137.6	140.8	-
Mar '21	134.4	137.6	-
Feb '21	130.2	133.4	-
Jan '21	123.9	127.1	-
Dec '20	121.8	125.0	-
Nov '20	115.5	118.7	-
Oct '20	112.9	116.1	-
Sep '20	110.3	113.4	-
Aug '20	110.3	113.4	-
Jul '20	110.3	113.4	-
Jun '20	110.3	113.4	-
May '20	110.3	113.4	-
Apr '20	112.8	115.9	-
Mar '20	127.9	131.0	-
Feb '20	138.3	141.5	-
Jan '20	141.8	145.0	-
Dec '19	140.1	143.2	-
Nov '19	138.3	141.5	-
Oct '19	131.1	136.2	-
Sep '19	125.7	128.9	-
Aug '19	125.7	128.9	-
Jul '19	127.2	130.4	-
Jun '19	130.3	133.5	-

Residential Heating Fuel Prices — Tagish & Teslin

	Tagish		
	Furnace Oil	Arctic Stove Oil	Propane (500-gallon tank cost)
29-Jun-22	223.8	222.7	-
15-Jun-22	n/a	218.6	-
01-Jun-22	202.7	206.6	-
18-May-22	202.7	206.6	-
04-May-22	202.7	206.6	-
20-Apr-22	192.2	195.7	-
06-Apr-22	192.2	195.7	-
23-Mar-22	189.4	194.3	-
09-Mar-22	189.4	194.3	-
23-Feb-22	154.7	162.9	-
09-Feb-22	154.7	162.9	-
26-Jan-22	154.7	158.9	-
12-Jan-22	146.3	151.4	-
29-Dec-21	146.3	151.4	-
15-Dec-21	146.3	151.4	-
01-Dec-21	146.3	153.8	-
17-Nov-21	146.3	153.8	-
03-Nov-21	146.3	143.9	-
20-Oct-21	142.1	141.8	-
06-Oct-21	142.1	141.8	-
22-Sep-21	142.1	141.3	-
08-Sep-21	134.8	138.2	-
25-Aug-21	134.8	138.2	-
11-Aug-21	134.8	138.2	-
28-Jul-21	n/a	138.4	-
14-Jul-21	134.8	138.2	-
30-Jun-21	n/a	138.4	-
16-Jun-21	134.8	138.2	-
02-Jun-21	134.8	138.2	-
May '21	134.8	138.2	-
Apr '21	135.2	138.4	-
Mar '21	132.0	135.2	-
Feb '21	127.8	131.0	-
Jan '21	121.5	121.2	-
Dec '20	119.4	120.8	-
Nov '20	113.1	112.7	-
Oct '20	110.5	108.7	-
Sep '20	107.8	103.8	-
Aug '20	107.8	103.8	-
Jul '20	107.8	103.8	-
Jun '20	107.8	104.8	-
May '20	107.8	111.0	-
Apr '20	110.4	112.7	-
Mar '20	125.5	117.9	-
Feb '20	135.9	131.0	-
Jan '20	139.4	142.6	-
Dec '19	141.2	140.4	-
Nov '19	135.9	136.5	-
Oct '19	130.7	133.8	-
Sep '19	123.3	125.9	-
Aug '19	128.5	129.3	-
Jul '19	127.0	128.6	-
Jun '19	128.7	130.3	-

	Teslin		
	Furnace Oil	Arctic Stove Oil	Propane (500-gallon tank cost)
29-Jun-22	223.8	224.4	n/a
15-Jun-22	n/a	221.9	105.5
01-Jun-22	202.8	213.9	105.1
18-May-22	202.8	213.9	106.2
04-May-22	202.8	213.9	106.2
20-Apr-22	192.3	197.4	131.8
06-Apr-22	192.2	197.4	n/a
23-Mar-22	189.4	196.0	140.3
09-Mar-22	189.4	196.0	141.9
23-Feb-22	154.7	164.6	121.2
09-Feb-22	154.7	164.6	121.2
26-Jan-22	154.7	160.6	119.5
12-Jan-22	146.3	152.9	119.1
29-Dec-21	146.3	152.9	111.4
15-Dec-21	146.3	152.9	n/a
01-Dec-21	146.3	155.4	n/a
17-Nov-21	146.3	155.4	n/a
03-Nov-21	146.3	145.6	n/a
20-Oct-21	141.9	143.5	120.9
06-Oct-21	141.9	143.5	120.9
22-Sep-21	141.9	143.5	113.2
08-Sep-21	135.6	140.3	110.8
25-Aug-21	135.6	140.3	102.4
11-Aug-21	135.6	140.3	108.2
28-Jul-21	n/a	142.7	107.3
14-Jul-21	135.6	140.3	105.7
30-Jun-21	n/a	141.8	103.0
16-Jun-21	135.7	140.3	n/a
02-Jun-21	135.7	140.3	100.6
May '21	135.7	140.3	88.7
Apr '21	136.1	140.5	98.3
Mar '21	132.8	137.2	104.9
Feb '21	128.6	133.1	106.2
Jan '21	122.3	123.3	102.0
Dec '20	120.2	122.4	91.6
Nov '20	113.9	114.7	90.1
Oct '20	111.3	110.1	89.1
Sep '20	108.7	105.8	89.7
Aug '20	108.7	105.8	97.5
Jul '20	108.7	105.8	117.6
Jun '20	108.7	106.2	132.6
May '20	108.7	111.8	134.9
Apr '20	111.2	114.1	135.9
Mar '20	126.3	119.9	139.6
Feb '20	136.8	133.0	140.6
Jan '20	140.3	144.2	140.8
Dec '19	142.0	142.4	146.5
Nov '19	136.8	138.5	128.3
Oct '19	131.5	134.7	127.0
Sep '19	124.2	128.3	123.2
Aug '19	130.3	131.1	124.2
Jul '19	128.0	129.6	124.2
Jun '19	129.6	131.1	124.2

Residential Heating Fuel Prices — Watson Lake

	Furnace Oil	Arctic Stove Oil	Propane (500-gallon tank cost)
29-Jun-22	226.9	230.4	n/a
15-Jun-22	n/a	219.7	97.0
01-Jun-22	205.9	214.3	96.5
18-May-22	205.9	214.3	97.6
04-May-22	205.9	214.3	100.0
20-Apr-22	195.4	203.4	121.9
06-Apr-22	195.4	203.4	n/a
23-Mar-22	192.6	202.0	130.3
09-Mar-22	192.6	202.0	131.9
23-Feb-22	157.7	170.6	121.2
09-Feb-22	157.7	170.6	121.2
26-Jan-22	157.7	166.6	119.5
12-Jan-22	149.3	159.0	119.1
29-Dec-21	149.3	159.0	111.4
15-Dec-21	149.3	159.0	n/a
01-Dec-21	149.3	161.7	n/a
17-Nov-21	149.3	161.7	n/a
03-Nov-21	149.3	151.8	n/a
20-Oct-21	145.1	149.7	120.9
06-Oct-21	145.1	149.7	120.9
22-Sep-21	145.1	149.7	113.2
08-Sep-21	138.8	146.5	110.8
25-Aug-21	138.8	146.5	102.4
11-Aug-21	138.8	146.5	108.2
28-Jul-21	n/a	151.1	107.3
14-Jul-21	138.8	146.5	105.7
30-Jun-21	n/a	151.1	103.0
16-Jun-21	138.8	146.5	n/a
02-Jun-21	138.8	146.5	100.6

	Furnace Oil	Arctic Stove Oil	Propane (500-gallon tank cost)
May '21	138.8	146.5	88.7
Apr '21	139.3	146.8	98.3
Mar '21	136.0	143.4	104.9
Feb '21	131.8	139.2	106.2
Jan '21	125.5	129.2	102.0
Dec '20	123.4	127.4	91.6
Nov '20	117.1	120.5	90.1
Oct '20	114.5	114.4	89.1
Sep '20	111.8	111.0	89.7
Aug '20	111.8	111.0	97.5
Jul '20	111.8	111.0	117.6
Jun '20	111.8	110.4	132.6
May '20	111.8	115.0	134.9
Apr '20	114.4	118.2	135.9
Mar '20	129.5	125.1	139.6
Feb '20	139.9	138.2	140.6
Jan '20	143.4	148.7	140.8
Dec '19	145.2	147.7	146.5
Nov '19	139.9	143.7	128.3
Oct '19	134.7	137.8	127.0
Sep '19	127.3	130.5	123.2
Aug '19	127.3	130.5	124.2
Jul '19	127.6	130.8	124.2
Jun '19	128.1	131.3	124.2

Next release: July 29, 2022

