



## Yukon Fuel Price Survey June 2023

### Retail Motor Fuel Prices, by Community

	Regular gasoline			Premium gasoline			Diesel			Propane		
	--- % change ---			--- % change ---			--- % change ---			--- % change ---		
	Price	May '23 to Jun '23	Jun '22 to Jun '23	Price	May '23 to Jun '23	Jun '22 to Jun '23	Price	May '23 to Jun '23	Jun '22 to Jun '23	Price	May '23 to Jun '23	Jun '22 to Jun '23
Whitehorse	183.7	0.0%	-14.6%	200.0	0.0%	-11.6%	188.7	-2.6%	-17.2%	138.4	-0.2%	-1.6%
Beaver Creek	215.9	1.3%	-7.3%	242.4	5.6%	0.3%	229.7	1.5%	-5.9%	...	...	...
Burwash Landing	186.9	0.5%	-16.5%	194.9	0.7%	-15.8%	191.0	-3.3%	-21.1%	...	...	...
Carcross	193.9	0.0%	-13.9%	...	...	...	199.9	-2.3%	-16.2%	...	...	...
Carmacks	193.9	0.0%	-13.5%	218.9	0.0%	-7.2%	197.4	-1.3%	-17.1%	...	...	...
Dawson City	199.2	-2.0%	-12.1%	216.4	-0.4%	-11.1%	206.6	0.0%	-14.0%	..	...	...
Destruction Bay	183.9	0.0%	-20.5%	204.9	0.3%	-17.3%	184.9	-2.6%	-22.8%	186.9	0.0%	0.0%
Eagle Plains	215.0	0.0%	-9.2%	...	...	...	210.0	-12.5%	-13.7%	180.0	0.0%	0.0%
Faro	193.9	0.0%	-11.8%	...	...	...	197.4	-5.1%	-16.0%	...	...	...
Haines Junction	189.3	2.1%	-14.0%	203.7	0.4%	-12.6%	213.2	-2.6%	-10.6%	...	...	...
Jake's Corner	183.9	0.0%	-14.4%	201.9	0.0%	-9.2%	194.9	0.0%	-15.2%	...	...	...
Mayo	191.4	0.0%	-8.3%	...	...	...	202.4	0.0%	-9.6%	...	...	...
Pelly Crossing	190.9	0.0%	-9.8%	215.9	0.0%	-2.6%	245.9	4.2%	10.5%	...	...	...
Ross River	193.9	0.7%	-7.6%	...	...	...	199.9	-3.8%	-10.3%	...	...	...
Stewart Crossing	193.9	0.0%	-13.8%	211.9	0.0%	-10.9%	204.9	0.0%	-14.6%	...	...	...
Teslin	185.9	-0.4%	-15.0%	206.9	1.0%	-10.1%	198.9	-2.0%	-15.4%	125.0	0.0%	-3.8%
Watson Lake	184.5	1.5%	-15.3%	206.9	0.0%	-9.5%	191.0	-3.6%	-18.0%	160.0	0.0%	0.0%

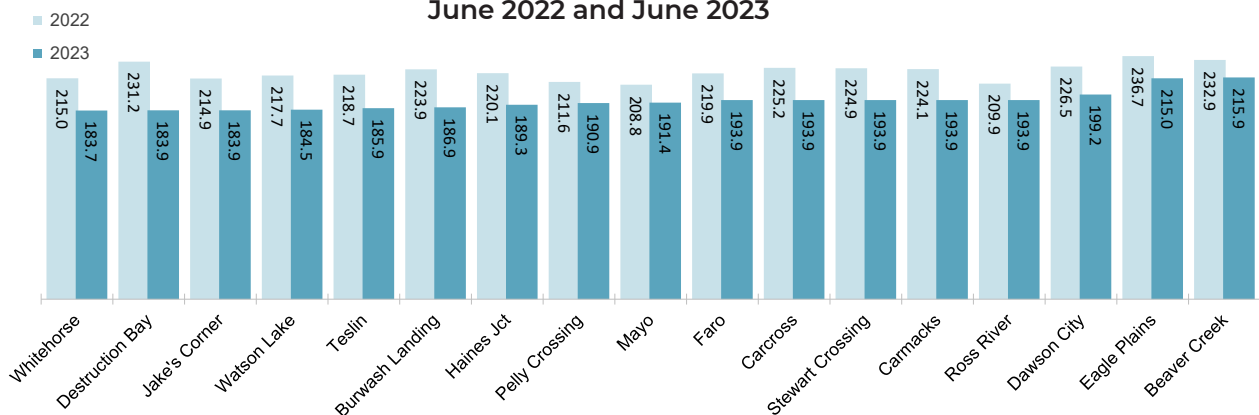
**Notes to readers:**

- All prices are Canadian cents per litre, including all applicable taxes.
- Communities with multiple gas stations have an average price for the reporting period.
- ... indicates this information was not available for the reporting period.
- ... indicates not applicable, or this service was not available in this community at this time.

In June 2023, average **regular self-serve** gasoline prices ranged from 183.7¢ per litre in Whitehorse to 215.9¢ per litre in Beaver Creek; a difference of 32.2¢. Comparing June 2023 to June 2022:

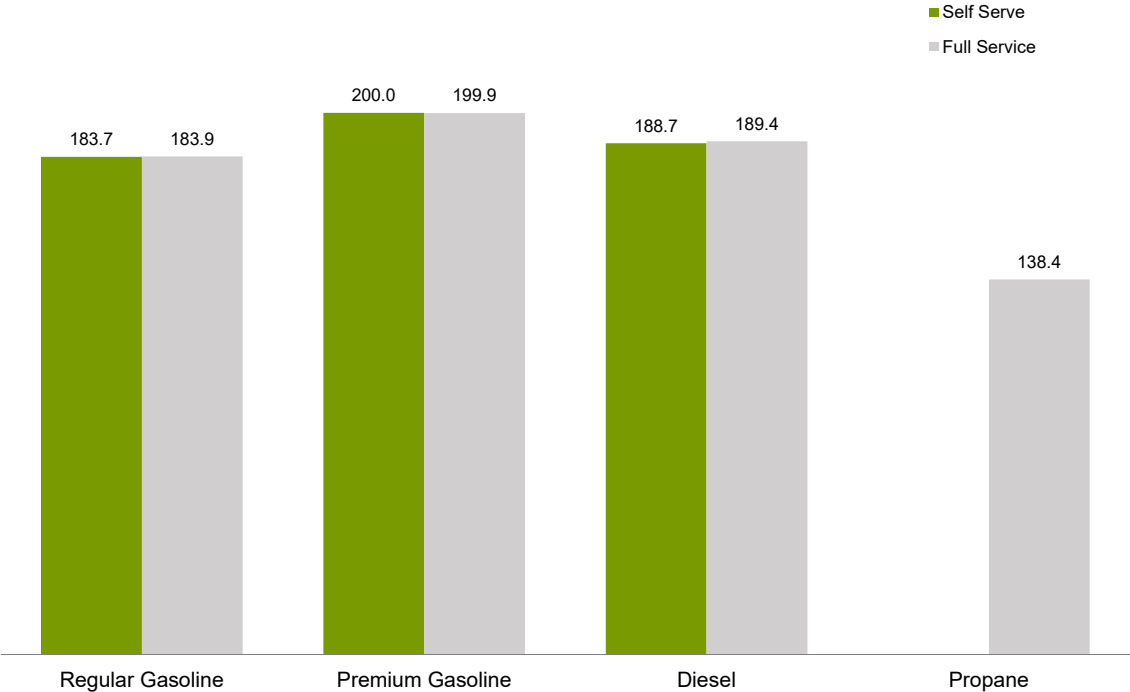
- **Regular self-serve** gasoline prices decreased in all Yukon communities — the largest percentage decrease was in Destruction Bay (20.5%).
- **Diesel self-serve** prices decreased in all Yukon communities except Pelly Crossing (increased 10.5%) — the largest percentage decrease was in Destruction Bay (22.8%).
- In communities offering **full-serve propane** fuel services, prices remained the same in Destruction Bay, Eagle Plains, and Watson Lake; and decreased in Whitehorse and Teslin.

**Average Self-Serve Regular Gasoline Prices, cents per litre,  
June 2022 and June 2023**

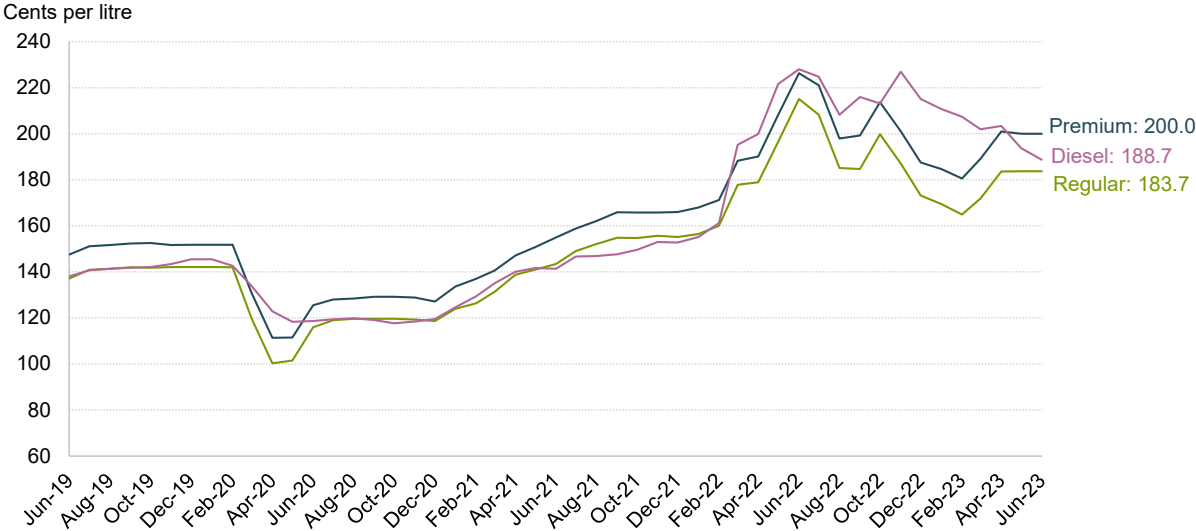


# Retail Motor Fuel Prices — Whitehorse

Average Fuel Prices, June 2023  
(cents per litre)



Average Self-Serve Bi-weekly Motor Fuel Prices, Whitehorse  
June 2019 - June 2023



# Residential Fuel Prices, by Community

	Furnace Oil			Arctic Stove Oil			Propane (500-gallon tank)		
	--- % change ---			--- % change ---			--- % change ---		
	Price	May '23 to Jun '23	Jun '22 to Jun '23	Price	May '23 to Jun '23	Jun '22 to Jun '23	Price	May '23 to Jun '23	Jun '22 to Jun '23
Whitehorse	176.3	0.9%	-19.0%	175.0	-1.9%	-18.5%	82.3	-14.9%	-18.3%
Beaver Creek	186.9	-4.0%	-13.6%	193.0	-2.0%	-14.2%	...	...	...
Burwash Landing	184.8	-4.1%	-13.9%	191.4	-2.8%	-9.8%	...	...	...
Carcross	182.9	-4.1%	-13.8%	185.0	-2.1%	-12.6%	...	...	...
Carmacks	183.7	-4.1%	-13.7%	186.9	-2.1%	-14.7%	87.6	-15.4%	-16.8%
Dawson City	188.8	-0.5%	-17.7%	190.4	-3.9%	-17.4%	87.6	-15.4%	-16.8%
Destruction Bay	184.8	-4.1%	-13.9%	188.5	-2.0%	-14.3%	...	...	...
Faro	185.8	-4.1%	-13.6%	189.7	-1.4%	-15.0%	87.6	-15.4%	-16.8%
Haines Junction	183.7	-4.1%	-13.7%	186.9	-2.0%	-15.0%	82.3	-14.9%	-21.8%
Marsh Lake	182.9	-4.1%	-14.0%	185.0	-2.1%	-12.7%	...	...	...
Mayo	183.7	-1.6%	-16.5%	188.8	-3.9%	-16.4%	87.6	-15.4%	-16.8%
Pelly Crossing	185.0	-4.1%	-12.1%	188.6	-2.0%	-14.3%	...	...	...
Ross River	186.3	1.4%	-14.0%	192.7	-2.0%	-12.6%	87.6	-12.3%	-16.8%
Stewart Crossing	185.3	-4.1%	-13.7%	188.4	-4.0%	-13.4%	...	...	...
Tagish	182.9	-4.1%	-14.2%	185.0	-2.1%	-14.3%	...	...	...
Teslin	183.7	-4.1%	-13.9%	186.9	-2.1%	-15.1%	82.3	-14.9%	-21.8%
Watson Lake	186.9	-4.0%	-13.6%	193.0	-2.0%	-12.8%	78.9	-15.5%	-18.4%

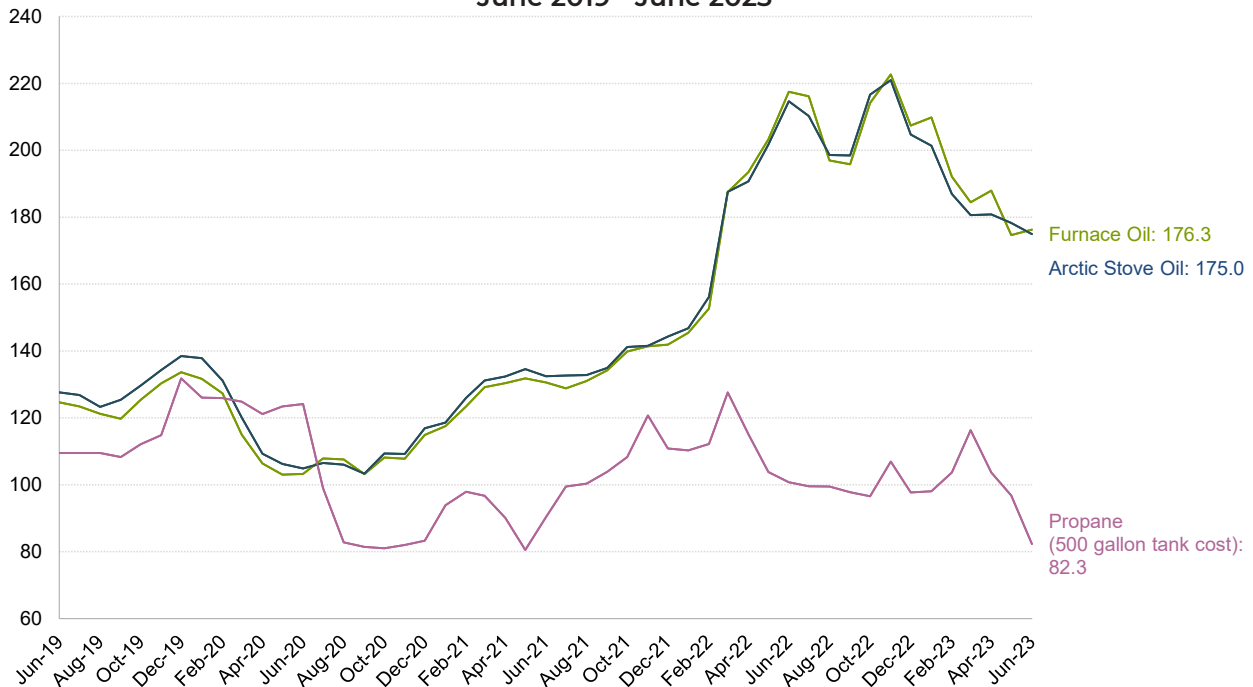
**Notes to readers:**

- All prices are Canadian cents per litre, including all applicable taxes.
- ... indicates this information was not available for the reporting period.
- ... indicates not applicable, or this service was not available in this community at this time.

**Comparing June 2023 to June 2022:**

- **Furnace oil** prices decreased in all Yukon communities — the largest percentage decrease was in Whitehorse (19.0%);
- **Arctic stove** oil prices decreased in all Yukon communities — the largest percentage decrease was in Whitehorse (18.5%);
- **Propane** (500 gallon tank) prices decreased in all Yukon communities — the largest percentage decrease was in Teslin (21.8%);

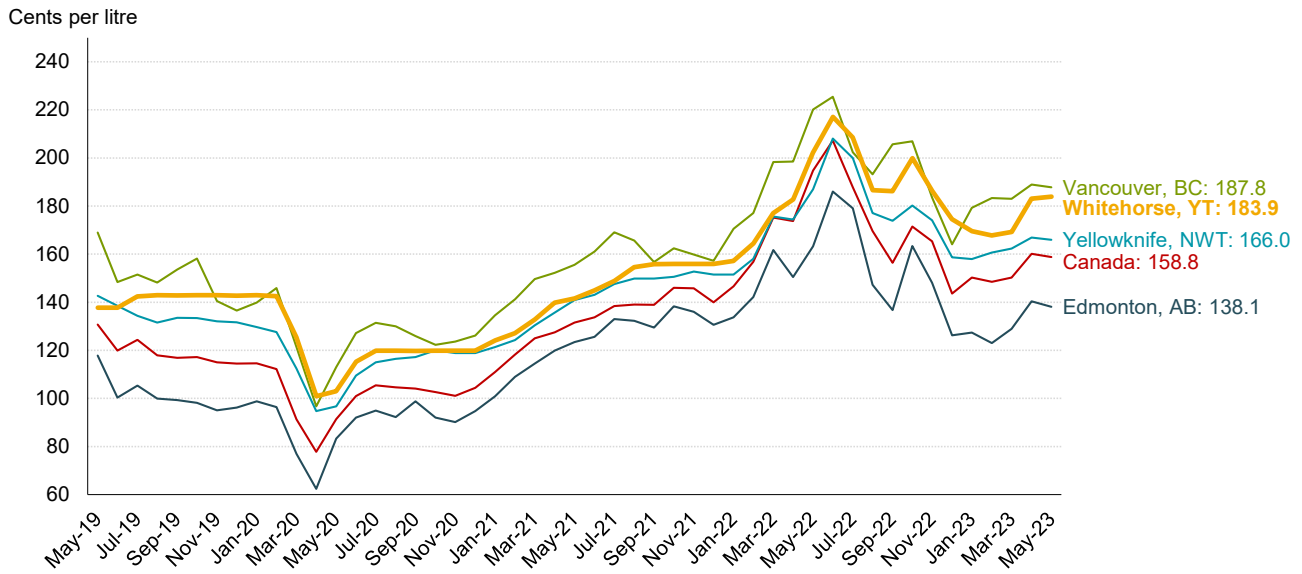
**Average Residential Bi-weekly Heating Fuel Prices, Whitehorse June 2019 - June 2023**



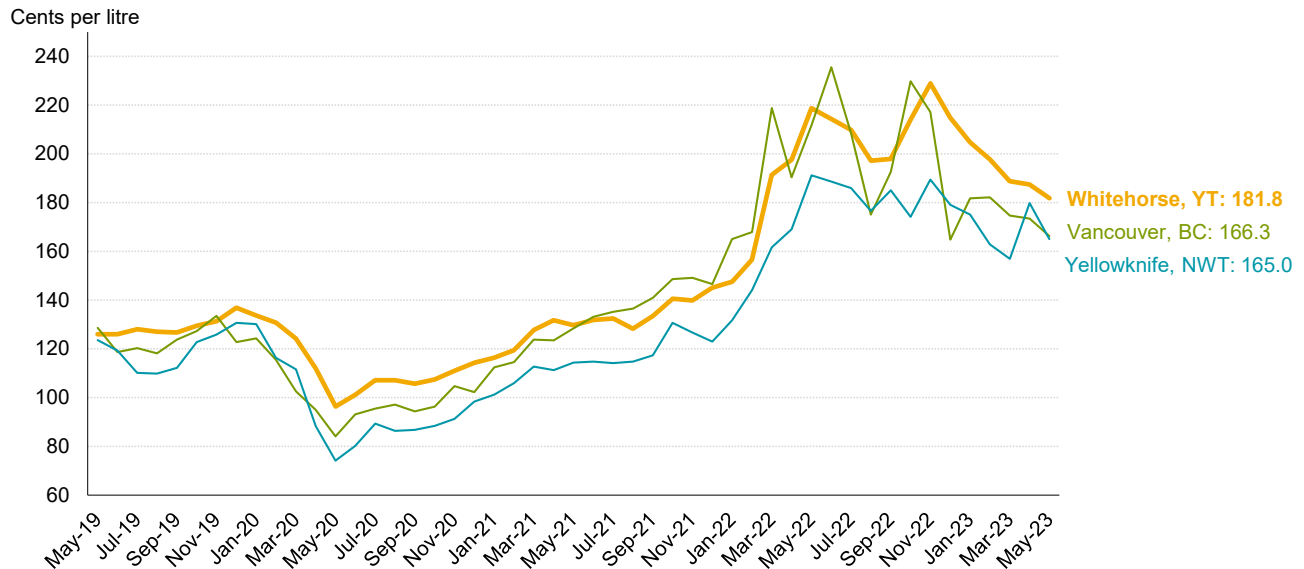
# Monthly Average Retail Prices for Gasoline and Fuel Oil - by geography

The data in the following charts are sourced from Statistics Canada's data tables (Table: 18-10-0001-01).

## Monthly Average Gasoline Prices, May 2019 to May 2023



## Monthly Average Heating Fuel Oil Prices, May 2019 to May 2023



Source: Statistics Canada. Table 18-10-0001-01 (accessed: 2023-06-29).

### Looking for detailed data?

Detailed and downloadable fuel price data is available by Yukon community on the Community Statistics website.

[View detailed fuel data](#)

Next release: July 28, 2023