



Yukon Fuel Price Survey March 2024

Retail Motor Fuel Prices, by Community

	Regular gasoline			Premium gasoline			Diesel			Propane		
	--- % change ---			--- % change ---			--- % change ---			--- % change ---		
	Price	Feb '24 to Mar '24	Mar '23 to Mar '24	Price	Feb '24 to Mar '24	Mar '23 to Mar '24	Price	Feb '24 to Mar '24	Mar '23 to Mar '24	Price	Feb '24 to Mar '24	Mar '23 to Mar '24
Whitehorse	175.3	3.5%	2.6%	193.2	2.3%	3.1%	189.3	-0.1%	-6.2%	142.1	1.1%	3.8%
Beaver Creek	204.9	0.0%	7.9%	219.9	0.0%	-3.1%	239.9	0.0%	5.7%
Burwash Landing	174.9	2.9%	-7.9%	186.9	3.9%	-5.1%	189.9	0.0%	-7.8%
Carcross	184.9	2.8%	8.8%	199.9	0.0%	-4.8%
Carmacks	179.9	0.0%	0.0%	199.9	1.3%	-4.1%	207.9	0.5%	-10.3%
Dawson City	192.8	1.1%	-1.0%	220.6	3.9%	2.6%	209.7	-2.8%	-5.7%	149.0	0.0%	...
Destruction Bay	179.9	5.9%	3.5%	198.4	4.5%	3.7%	191.9	-2.0%	-1.5%	186.9	0.0%	0.0%
Eagle Plains	236.0	...	9.8%	240.0	...	0.0%	180.0	...	0.0%
Faro	184.9	2.8%	2.8%	204.9	0.0%	-2.4%
Haines Junction	182.4	2.3%	5.3%	202.9	2.6%	7.4%	210.4	2.0%	-6.4%
Jake's Corner	165.9	0.0%	-5.1%	189.9	0.0%	-1.6%	189.9	0.0%	-5.0%
Mayo	181.4	1.8%	0.7%	196.4	-0.9%	-6.5%
Pelly Crossing	185.9	0.0%	-2.6%	205.9	0.0%	-4.6%	205.9	0.0%	-8.9%
Ross River	179.9	0.0%	5.9%	205.9	0.0%	-8.9%
Stewart Crossing	179.9	0.0%	-2.7%	198.9	0.0%	-2.0%	199.9	0.0%	-4.8%
Teslin	175.6	1.2%	1.6%	197.0	1.6%	6.6%	191.6	0.1%	-6.0%	150.0	0.0%	20.0%
Watson Lake	168.2	-0.5%	3.5%	204.9	0.0%	8.5%	188.2	-0.3%	-7.2%	160.0	0.0%	0.0%

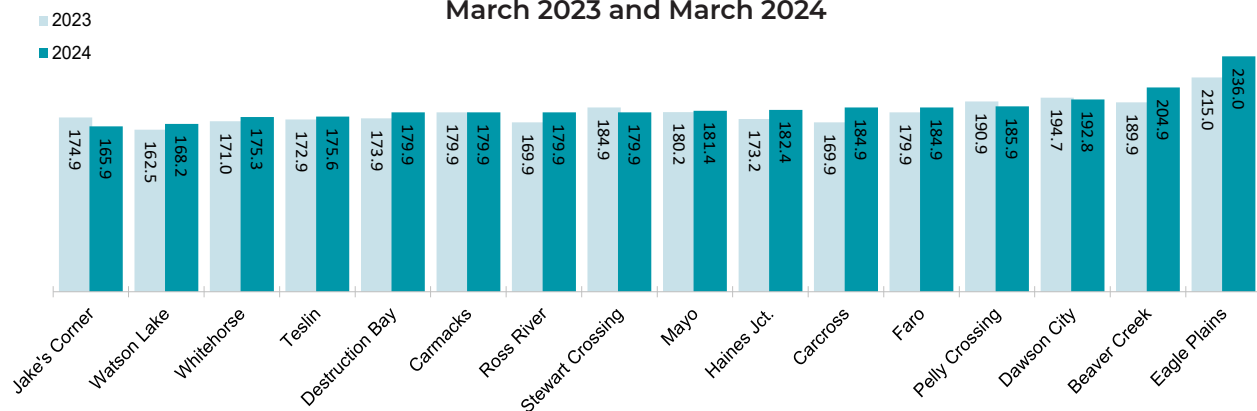
Notes to readers:

- All prices are Canadian cents per litre, including all applicable taxes.
- Communities with multiple gas stations have an average price for the reporting period
- ... indicates this information was not available for the reporting period.
- ... indicates not applicable, or this service was not available in this community at this time.

In March 2024, average **regular self-serve** gasoline prices ranged from 165.9¢ per litre at Jake's Corner to 236.0¢ per litre in Eagle Plains; a difference of 70.1¢. Comparing March 2024 to March 2023:

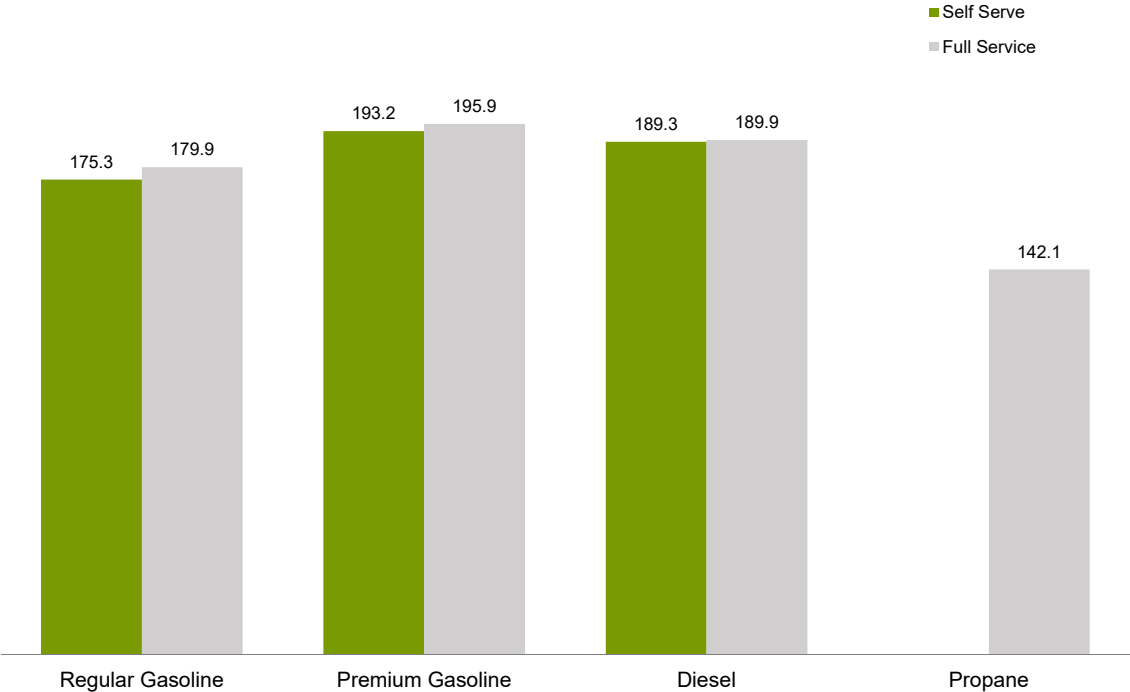
- **Regular self-serve** gasoline prices increased in 11 communities with the largest percentage increase in Eagle Plains (9.8%); decreased in five communities with the largest percentage decrease in Burwash Landing (7.9%); and remained the same in Carmacks.
- **Diesel self-serve** prices decreased in all Yukon communities except Beaver Creek (5.7%) — the largest percentage decrease was in Carmacks (10.3%), prices remained the same in Eagle Plains.
- In communities offering **full-serve propane** fuel services, where data was available, prices increased in Whitehorse and Teslin; and remained the same in Eagle Plains, Watson Lake and Destruction Bay.

**Average Self-Serve Regular Gasoline Prices, cents per litre,
March 2023 and March 2024**

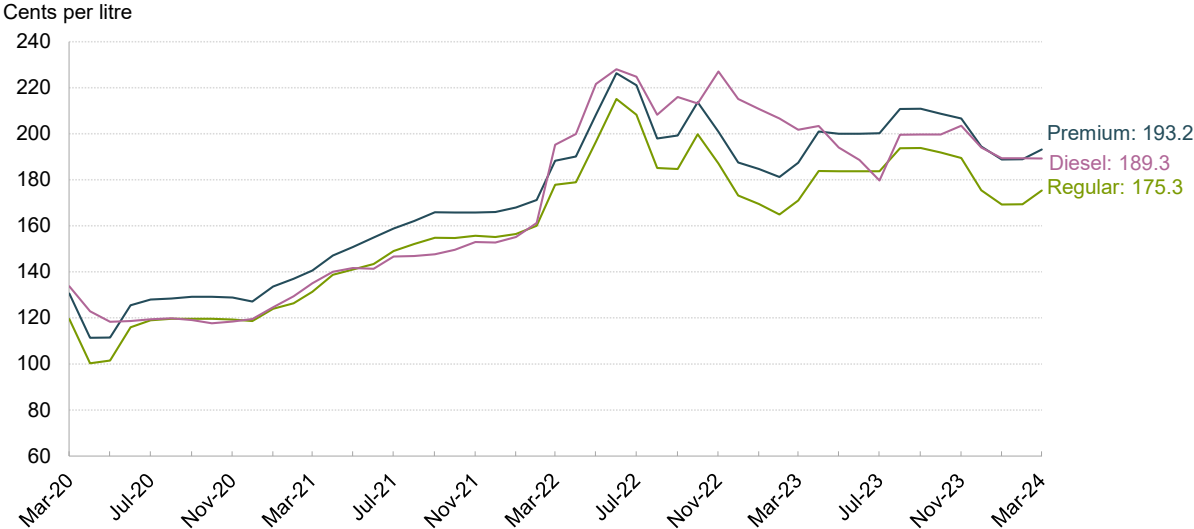


Retail Motor Fuel Prices — Whitehorse

Average Fuel Prices, March 2024
(cents per litre)



Average Self-Serve Bi-weekly Motor Fuel Prices, Whitehorse
March 2020 - March 2024



Residential Fuel Prices, by Community

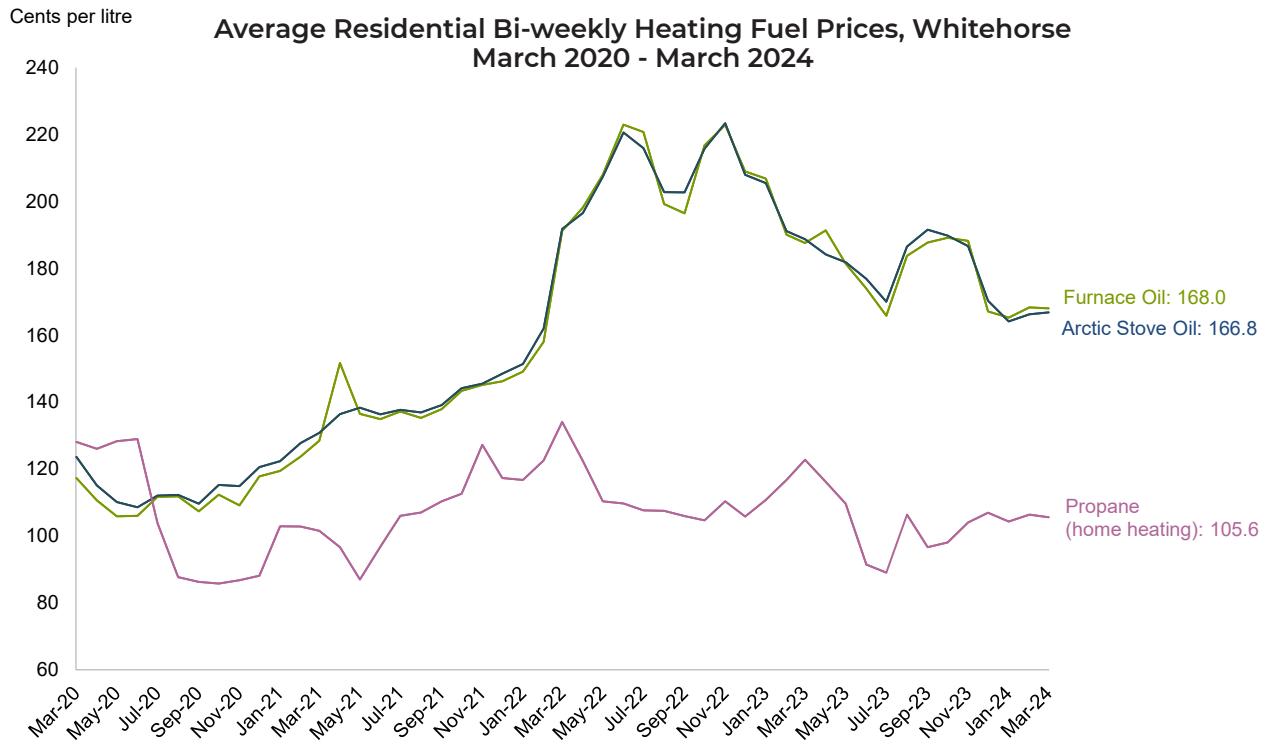
	Furnace Oil			Arctic Stove Oil			Propane (home heating)		
	--- % change ---			--- % change ---			--- % change ---		
	Price	Feb '24 to Mar '24	Mar '23 to Mar '24	Price	Feb '24 to Mar '24	Mar '23 to Mar '24	Price	Feb '24 to Mar '24	Mar '23 to Mar '24
Whitehorse	168.0	-0.2%	-10.4%	166.8	0.3%	-11.6%	105.6	-0.7%	-14.0%
Beaver Creek	171.3	0.0%	-12.5%	174.4	0.0%	-12.2%	110.9	-1.4%	...
Burwash Landing	169.3	0.0%	-12.2%	170.7	0.3%	-17.6%	110.9	-1.4%	...
Carcross	167.3	0.0%	-12.8%	167.1	-0.1%	-14.8%	105.7	-1.4%	...
Carmacks	168.1	0.0%	-12.7%	168.6	-0.3%	-15.0%	110.9	-1.4%	-15.2%
Dawson City	171.9	0.6%	-14.9%	173.4	0.6%	-16.2%	110.9	-1.4%	-15.2%
Destruction Bay	169.2	0.0%	-14.8%	172.3	0.0%	-13.5%
Faro	170.2	0.0%	-12.6%	173.3	0.0%	-13.2%	110.9	-1.4%	-15.2%
Haines Junction	168.1	0.0%	-12.7%	168.6	-0.3%	-15.0%	105.7	-1.4%	-14.0%
Marsh Lake	167.3	0.0%	-12.8%	167.1	-0.1%	-14.8%
Mayo	170.1	0.3%	-13.7%	171.7	0.3%	-15.1%	110.9	-1.4%	-15.2%
Pelly Crossing	169.1	0.0%	-12.8%	170.8	0.0%	-14.3%	110.9	-1.4%	...
Ross River	165.4	1.6%	-14.4%	173.9	0.0%	-14.7%	110.9	-1.4%	-15.2%
Stewart Crossing	169.7	0.0%	-12.6%	172.9	0.0%	-15.5%	110.9	-1.4%	...
Tagish	167.3	0.0%	-14.1%	167.1	-0.1%	-14.8%	105.7	-1.4%	...
Teslin	168.1	0.0%	-12.8%	168.6	-0.3%	-15.0%	105.7	-1.4%	-14.0%
Watson Lake	171.3	0.0%	-12.5%	174.4	0.0%	-14.5%	102.3	-1.5%	-14.3%

Notes to readers:

- All prices are Canadian cents per litre, including all applicable taxes.
- ... indicates this information was not available for the reporting period.
- ... indicates not applicable, or this service was not available in this community at this time.

Comparing March 2024 to March 2023:

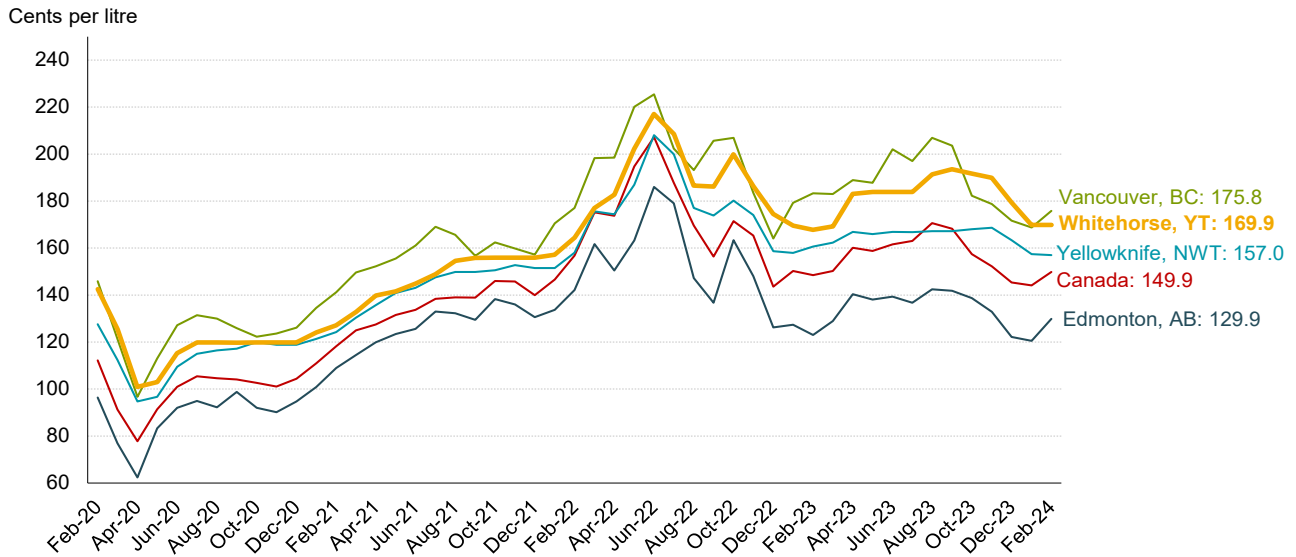
- **Furnace oil** prices decreased in all Yukon communities — the largest percentage decrease was in Dawson City (14.9%);
- **Arctic stove** oil prices decreased in all Yukon communities — the largest percentage decrease was in Burwash Landing (17.6%); and
- **Propane** (home heating) prices decreased in all Yukon communities — the largest percentage decrease was in Carmacks, Dawson City, Faro, Mayo, and Ross River (15.2%)



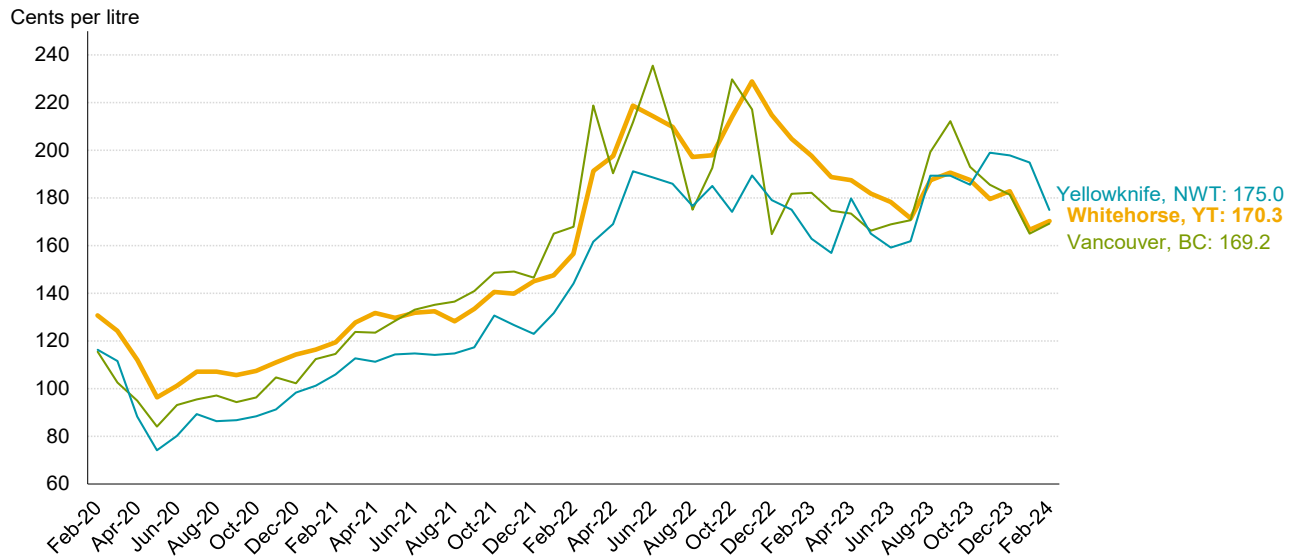
Monthly Average Retail Prices for Gasoline and Fuel Oil - by geography

The data in the following charts are sourced from Statistics Canada's data tables (Table: 18-10-0001-01).

Monthly Average Gasoline Prices, February 2020 to February 2024



Monthly Average Heating Fuel Oil Prices, February 2020 to February 2024



Source: Statistics Canada. Table 18-10-0001-01 (accessed: 2024-01-25).

Looking for detailed data?

Detailed and downloadable fuel price data is available by Yukon community on the Community Statistics website.

[View detailed fuel data](#)

Next release: April 22, 2024