



Yukon Fuel Price Survey November 2022

Retail Motor Fuel Prices in Yukon

	Self-serve			% Change Nov 17, 2021 to Nov 30, 2022		
	regular	premium	diesel	regular	premium	diesel
Whitehorse	178.5	192.7	224.1	14.2%	16.2%	45.2%
Beaver Creek	229.9	244.9	264.9	31.4%	29.0%	51.5%
Burwash Landing	n/a	n/a	n/a	n/a	n/a	n/a
Carcross	194.9	-	239.9	18.2%	-	41.2%
Carmacks	184.9	202.9	259.9	10.8%	12.8%	54.8%
Dawson City	207.4	233.4	244.1	21.2%	29.0%	43.6%
Destruction Bay	179.9	198.9	229.9	4.7%	5.9%	30.7%
Eagle Plains	215.0	-	240.0	19.4%	-	41.2%
Faro	189.9	-	239.9	14.5%	-	45.5%
Haines Junction	195.9	217.9	237.2	21.9%	27.7%	50.9%
Jake's Corner	179.9	194.9	229.9	15.4%	16.8%	48.4%
Mayo	190.4	-	228.5	18.3%	-	45.6%
Pelly Crossing	205.9	219.9	224.9	29.6%	30.2%	46.1%
Ross River	194.9	-	259.9	14.7%	-	54.8%
Stewart Crossing	189.9	204.9	234.9	14.5%	15.8%	42.4%
Teslin	183.9	194.9	231.4	13.6%	14.0%	46.1%
Watson Lake	173.8	199.9	222.3	12.9%	21.2%	45.4%

As of November 30, 2022, average **regular self-serve** gasoline prices ranged from 173.8¢ per litre in Watson Lake to 229.9¢ per litre in Beaver Creek; a difference of 56.1¢. In communities offering **premium self-serve** gasoline, prices ranged from 192.7¢ in Whitehorse to 244.9¢ in Beaver Creek; a difference of 52.2¢. **Diesel self-serve**, prices ranged from 222.3¢ in Watson Lake to 264.9¢ in Beaver Creek; a difference of 42.6¢ per litre.

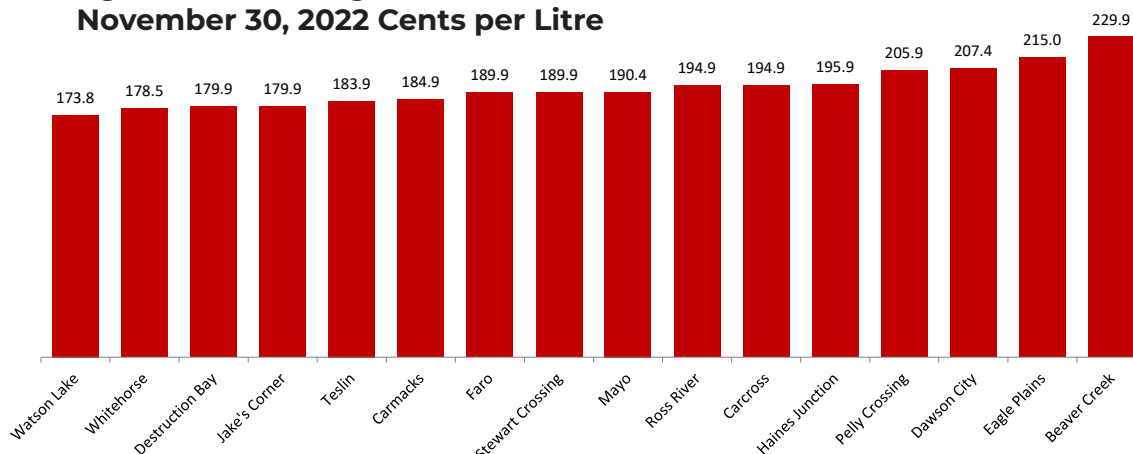
Comparing November 30, 2022 to November 17, 2021, **regular self-serve** gasoline prices increased in all Yukon communities — the largest percentage increase was in Beaver Creek (31.4%). **Diesel self-serve** prices increased in all Yukon communities — the largest percentage increase was in Carmacks and Ross River (54.8%).

	Full-serve				% Change Nov 17, 2021 to Nov 30, 2022			
	regular	premium	diesel	propane	regular	premium	diesel	propane
Whitehorse	179.9	195.9	229.9	138.3	15.4%	18.1%	48.4%	10.2%
Dawson City	-	-	-	n/a	-	-	-	n/a
Destruction Bay	-	-	-	189.9	-	-	-	38.7%
Eagle Plains	-	-	-	180.0	-	-	-	24.1%
Teslin	-	-	-	125.0	-	-	-	13.6%
Watson Lake	-	-	-	160.0	-	-	-	33.3%

In communities offering **full-serve propane** fuel services, prices ranged from 125.0¢ per litre in Teslin to 189.9¢ per litre in Destruction Bay; a difference of 64.9¢. Year-over-year, prices of full-serve propane increased in all Yukon communities where available – the largest percentage increase was in Destruction Bay (38.7%).

Notes:
All prices are Canadian cents per litre, including all applicable taxes.
"n/a" indicates this information was not available for the reporting period.
"-" indicates this service was not available in this community at this time.

Average Self-Serve Regular Gasoline Prices November 30, 2022 Cents per Litre



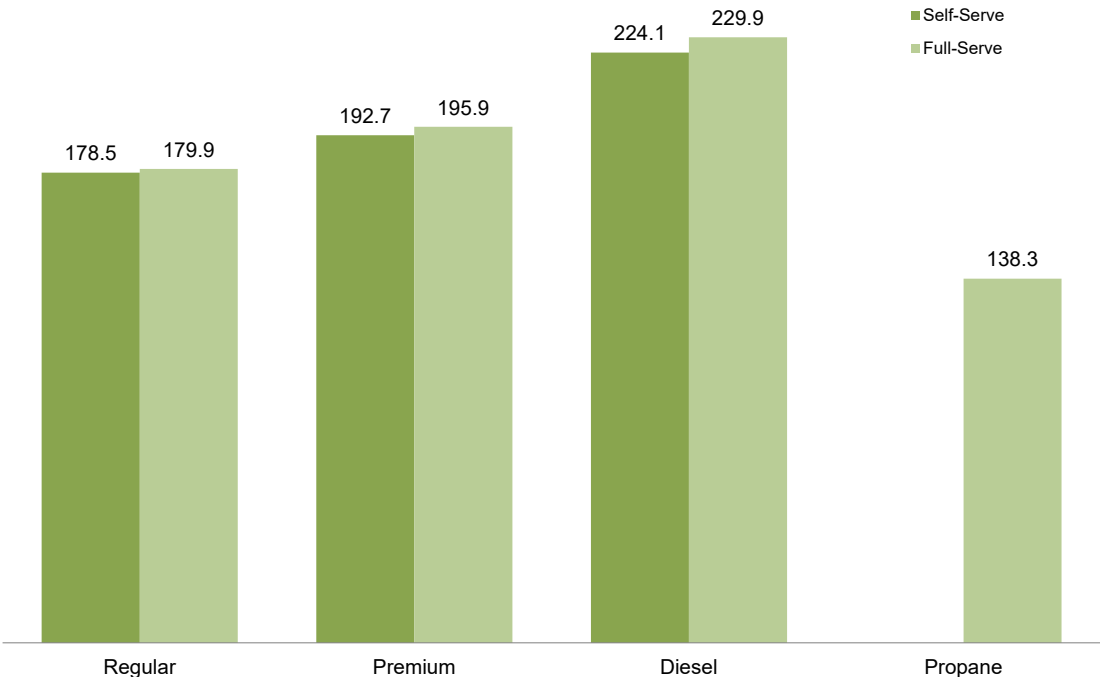
Price for Burwash Landing was unavailable.

Retail Motor Fuel Prices — Whitehorse

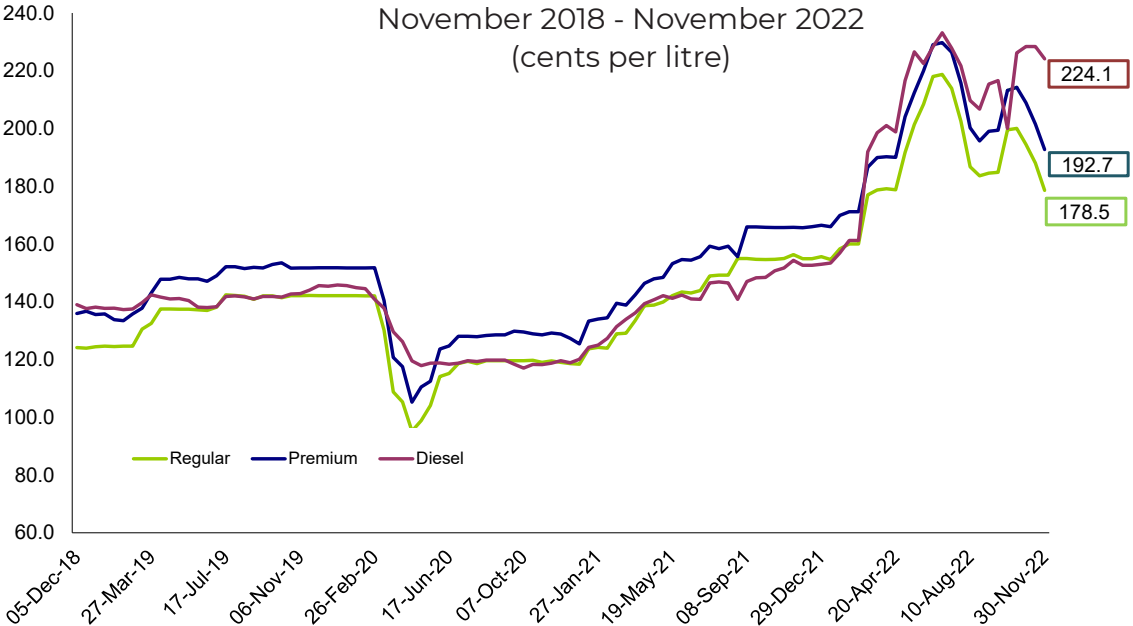
	Self-serve			Full-serve			
	regular	premium	diesel	regular	premium	diesel	propane
30-Nov-22	178.5	192.7	224.1	179.9	195.9	229.9	138.3
16-Nov-22	188.0	201.5	228.4	179.9	195.9	229.9	138.3
2-Nov-22	194.5	208.9	228.4	191.9	207.9	225.9	139.3
19-Oct-22	200.0	214.2	226.2	195.9	211.9	229.9	138.0
5-Oct-22	199.5	213.2	200.0	201.9	217.9	195.9	139.3
21-Sep-22	184.8	199.4	216.6	185.9	201.9	219.9	137.9
7-Sep-22	184.5	199.0	215.4	181.9	197.9	215.9	138.5
24-Aug-22	183.6	195.7	206.7	181.9	191.9	205.9	144.0
10-Aug-22	186.7	200.2	209.7	185.9	195.9	209.9	141.3
27-Jul-22	202.5	215.7	221.7	185.9	195.9	208.9	142.6
13-Jul-22	213.9	226.4	227.8	203.9	213.9	218.9	140.2
29-Jun-22	218.7	229.7	233.1	219.9	226.9	231.9	142.0
15-Jun-22	218.0	229.0	228.3	215.9	225.9	230.9	142.0
1-Jun-22	208.4	220.0	222.5	205.9	215.9	220.9	138.0
18-May-22	201.4	212.4	226.5	199.9	209.9	224.9	142.0
4-May-22	191.7	204.1	216.6	195.9	205.9	230.9	142.0
20-Apr-22	178.8	190.0	198.8	179.9	189.9	200.9	141.0
6-Apr-22	179.1	190.2	201.0	179.9	189.9	200.9	140.0
23-Mar-22	178.7	189.9	198.5	179.9	189.9	200.9	140.0
9-Mar-22	177.0	186.6	191.9	179.9	189.9	200.9	132.9
23-Feb-22	160.0	171.2	161.2	159.9	169.9	162.9	128.2
9-Feb-22	160.0	171.2	161.2	159.9	169.9	162.9	128.2
26-Jan-22	158.3	169.9	156.9	159.9	169.9	162.9	122.9
12-Jan-22	154.6	166.0	153.4	155.9	165.9	154.9	130.0
29-Dec-21	155.6	166.5	153.0	n/a	n/a	n/a	125.9
15-Dec-21	154.9	166.0	152.6	155.9	165.9	154.9	128.2
1-Dec-21	154.9	165.6	152.6	155.9	165.9	154.9	129.9
17-Nov-21	156.3	165.8	154.3	155.9	165.9	154.9	125.5
3-Nov-21	155.0	165.7	151.7	155.9	165.9	154.9	123.6
Oct '21	154.7	165.8	149.6	155.9	165.9	154.9	123.6
Sep '21	154.9	165.9	147.7	155.9	165.9	147.9	117.9
Aug '21	152.1	162.1	146.9	150.4	160.4	144.4	116.4
Jul '21	149.1	158.8	146.7	145.9	155.9	142.9	115.9
Jun '21	143.4	154.9	141.4	144.9	154.9	142.9	113.8
May '21	141.0	150.8	141.7	144.7	154.7	146.9	111.7
Apr '21	138.7	147.2	140.0	137.9	147.9	140.9	109.2
Mar '21	131.3	140.6	135.0	132.4	142.4	137.9	108.9
Feb '21	126.4	137.0	129.4	127.4	137.4	135.4	112.3
Jan '21	124.0	133.7	124.6	124.9	132.4	125.9	110.9
Dec '20	118.7	127.2	119.5	119.9	128.1	119.9	104.9
Nov '20	119.3	128.9	118.5	118.4	127.9	118.4	106.6
Oct '20	119.7	129.2	117.7	118.3	126.9	117.2	104.9
Sep '20	119.6	129.2	119.1	118.2	126.9	118.2	107.7
Aug '20	119.6	128.4	119.8	119.7	129.9	119.7	107.7
Jul '20	118.9	128.0	119.2	119.7	128.2	119.7	105.9
Jun '20	114.7	124.2	118.6	116.1	125.2	119.8	105.6
May '20	101.5	111.5	118.3	103.4	111.2	117.2	103.9
Apr '20	100.3	111.4	122.9	100.9	116.2	123.2	102.2
Mar '20	119.5	130.6	133.7	120.1	135.5	138.4	103.3
Feb '20	142.0	151.8	142.7	142.6	153.2	143.7	106.8
Jan '20	142.1	151.7	145.4	142.6	153.2	145.7	106.8
Dec '19	142.1	151.8	145.5	142.9	153.6	146.9	106.2
Nov '19	142.2	151.7	143.4	142.9	153.4	143.6	104.9

Retail Motor Fuel Prices — Whitehorse

Average Fuel Prices, as of November 30, 2022
(cents per litre)



Average Self-Serve Bi-weekly Fuel Prices,
November 2018 - November 2022
(cents per litre)



Retail Motor Fuel Prices - Beaver Creek & Burwash Landing

	Beaver Creek Self-serve		
	regular	premium	diesel
30-Nov-22	229.9	244.9	264.9
16-Nov-22	229.9	244.9	264.9
2-Nov-22	229.9	244.9	264.9
19-Oct-22	229.9	244.9	259.9
5-Oct-22	229.9	244.9	244.9
21-Sep-22	217.9	229.9	234.9
7-Sep-22	222.4	229.9	234.9
24-Aug-22	217.4	222.9	228.9
10-Aug-22	217.4	222.9	228.9
27-Jul-22	237.9	234.9	244.9
13-Jul-22	237.0	259.9	257.0
29-Jun-22	239.9	239.9	254.7
15-Jun-22	237.4	244.9	247.2
1-Jun-22	221.4	239.9	230.4
18-May-22	215.9	209.9	244.9
4-May-22	215.9	229.9	244.9
20-Apr-22	215.9	229.9	244.9
6-Apr-22	215.9	229.9	244.9
23-Mar-22	n/a	n/a	n/a
9-Mar-22	n/a	n/a	n/a
23-Feb-22	179.9	192.9	184.9
9-Feb-22	179.9	192.9	184.9
26-Jan-22	n/a	n/a	n/a
12-Jan-22	174.9	189.9	174.9
29-Dec-21	174.9	189.9	174.9
15-Dec-21	174.9	189.9	174.9
1-Dec-21	174.9	189.9	174.9
17-Nov-21	174.9	189.9	174.9
3-Nov-21	174.9	189.9	174.9
Oct '21	174.9	189.9	174.9
Sep '21	171.2	184.9	173.4
Aug '21	170.7	180.9	171.9
Jul '21	162.4	176.9	171.9
Jun '21	157.6	174.9	169.6
May '21	154.9	174.9	169.9
Apr '21	154.9	174.9	169.9
Mar '21	147.4	167.4	169.9
Feb '21	139.9	159.9	159.9
Jan '21	139.9	157.4	157.4
Dec '20	147.4	160.4	160.4
Nov '20	149.9	159.9	154.9
Oct '20	147.0	159.0	154.9
Sep '20	147.4	164.0	154.9
Aug '20	149.9	159.9	154.9
Jul '20	149.9	159.9	154.9
Jun '20	144.4	159.9	154.9
May '20	138.5	159.5	154.5
Apr '20	138.5	164.5	154.5
Mar '20	153.9	169.9	169.9
Feb '20	158.9	169.9	174.9
Jan '20	158.9	169.9	174.9
Dec '19	158.9	169.9	174.9
Nov '19	157.9	169.9	165.9

	Burwash Landing Self-serve		
	regular	premium	diesel
30-Nov-22	n/a	n/a	n/a
16-Nov-22	204.9	211.9	235.9
2-Nov-22	204.9	211.9	235.9
19-Oct-22	216.9	223.9	235.9
5-Oct-22	199.0	209.0	209.0
21-Sep-22	n/a	n/a	n/a
7-Sep-22	n/a	n/a	n/a
24-Aug-22	189.0	199.0	209.0
10-Aug-22	189.0	199.0	209.0
27-Jul-22	n/a	n/a	n/a
13-Jul-22	228.9	236.0	242.0
29-Jun-22	228.9	236.0	242.0
15-Jun-22	n/a	n/a	n/a
1-Jun-22	218.9	226.9	242.0
18-May-22	n/a	n/a	n/a
4-May-22	196.0	204.0	216.0
20-Apr-22	n/a	n/a	n/a
6-Apr-22	186.0	194.0	202.0
23-Mar-22	186.0	194.0	202.0
9-Mar-22	186.0	194.0	198.0
23-Feb-22	164.9	172.9	162.0
9-Feb-22	164.9	172.9	162.0
26-Jan-22	164.9	172.9	162.0
12-Jan-22	162.0	170.0	154.9
29-Dec-21	n/a	n/a	n/a
15-Dec-21	162.0	170.0	154.9
1-Dec-21	162.0	170.0	154.9
17-Nov-21	159.9	167.9	149.9
3-Nov-21	155.9	167.9	149.9
Oct '21	n/a	n/a	n/a
Sep '21	159.9	n/a	161.0
Aug '21	159.9	157.9	149.9
Jul '21	151.9	159.9	146.9
Jun '21	148.9	157.9	145.9
May '21	145.9	155.9	144.9
Apr '21	150.9	150.9	144.9
Mar '21	122.2	123.2	118.3
Feb '21	129.9	139.9	134.9
Jan '21	124.0	134.0	129.0
Dec '20	n/a	n/a	n/a
Nov '20	126.5	136.8	122.5
Oct '20	126.5	136.8	122.5
Sep '20	n/a	n/a	n/a
Aug '20	125.9	133.1	127.3
Jul '20	126.3	133.0	124.7
Jun '20	105.9	113.9	129.9
May '20	105.9	113.9	129.9
Apr '20	n/a	n/a	n/a
Mar '20	142.9	152.9	142.9
Feb '20	142.9	n/a	n/a
Jan '20	142.9	152.9	142.9
Dec '19	142.9	152.9	142.9
Nov '19	142.9	152.9	142.9

Retail Motor Fuel Prices — Carcross & Carmacks

	Carcross Self-serve				Carmacks Self-serve		
	regular	premium	diesel		regular	premium	diesel
30-Nov-22	194.9	-	239.9	30-Nov-22	184.9	202.9	259.9
16-Nov-22	219.9	-	229.9	16-Nov-22	194.9	212.9	259.9
2-Nov-22	219.9	-	239.9	2-Nov-22	204.9	225.9	239.9
19-Oct-22	219.9	-	229.9	19-Oct-22	210.9	228.9	234.9
5-Oct-22	209.9	-	229.9	5-Oct-22	200.9	223.4	229.9
21-Sep-22	199.9	-	229.9	21-Sep-22	190.9	202.9	227.9
7-Sep-22	199.9	-	229.9	7-Sep-22	190.9	202.9	231.4
24-Aug-22	199.9	-	219.9	24-Aug-22	190.9	202.9	226.4
10-Aug-22	199.9	-	219.9	10-Aug-22	194.4	207.9	228.4
27-Jul-22	214.9	-	229.9	27-Jul-22	209.9	223.9	229.9
13-Jul-22	229.9	-	239.9	13-Jul-22	232.9	250.9	234.9
29-Jun-22	229.9	-	239.9	29-Jun-22	234.9	244.9	239.9
15-Jun-22	229.9	-	239.9	15-Jun-22	224.9	239.9	239.9
1-Jun-22	215.9	-	235.9	1-Jun-22	212.4	222.9	234.9
18-May-22	215.9	-	235.9	18-May-22	205.9	217.9	215.9
4-May-22	199.9	-	219.9	4-May-22	192.9	205.9	214.9
20-Apr-22	189.9	-	205.9	20-Apr-22	184.9	196.9	189.9
6-Apr-22	189.9	-	205.9	6-Apr-22	199.9	211.9	199.9
23-Mar-22	189.9	-	205.9	23-Mar-22	184.9	196.9	189.9
9-Mar-22	185.9	-	199.9	9-Mar-22	194.9	206.9	204.9
23-Feb-22	169.9	-	169.9	23-Feb-22	174.9	184.9	174.9
9-Feb-22	169.9	-	169.9	9-Feb-22	174.9	184.9	174.9
26-Jan-22	169.9	-	169.9	26-Jan-22	169.9	179.9	167.9
12-Jan-22	164.9	-	169.9	12-Jan-22	169.9	171.3	167.9
29-Dec-21	164.9	-	169.9	29-Dec-21	159.9	169.9	154.9
15-Dec-21	164.9	-	169.9	15-Dec-21	169.9	179.9	167.9
1-Dec-21	164.9	-	169.9	1-Dec-21	166.9	179.9	167.9
17-Nov-21	164.9	-	169.9	17-Nov-21	166.9	179.9	167.9
3-Nov-21	164.9	-	169.9	3-Nov-21	166.9	179.9	167.9
Oct '21	164.9	-	157.9	Oct '21	165.4	175.7	158.2
Sep '21	164.9	-	157.9	Sep '21	164.9	174.2	154.9
Aug '21	164.9	-	157.9	Aug '21	162.4	171.2	154.9
Jul '21	159.9	-	157.9	Jul '21	156.2	165.7	151.4
Jun '21	154.9	-	157.9	Jun '21	154.9	164.4	147.9
May '21	151.9	-	153.9	May '21	148.9	158.9	147.9
Apr '21	148.9	-	149.9	Apr '21	146.9	156.9	146.9
Mar '21	146.9	-	147.9	Mar '21	139.9	149.9	142.9
Feb '21	141.9	-	145.4	Feb '21	133.4	143.4	136.9
Jan '21	138.9	-	139.9	Jan '21	126.8	136.6	126.8
Dec '20	135.9	-	135.9	Dec '20	129.9	139.9	119.9
Nov '20	135.9	-	135.9	Nov '20	129.9	139.9	119.9
Oct '20	135.9	-	129.9	Oct '20	129.9	139.9	122.4
Sep '20	129.9	-	135.4	Sep '20	129.8	139.9	124.9
Aug '20	135.9	-	129.9	Aug '20	129.9	139.9	123.5
Jul '20	134.6	-	129.9	Jul '20	131.2	139.7	118.6
Jun '20	127.9	-	129.9	Jun '20	122.4	132.4	118.9
May '20	110.9	-	129.9	May '20	108.9	118.9	121.4
Apr '20	112.9	-	129.9	Apr '20	109.9	122.4	126.9
Mar '20	148.9	-	153.9	Mar '20	138.2	148.2	149.9
Feb '20	152.9	-	157.9	Feb '20	152.9	162.9	159.9
Jan '20	152.9	-	157.9	Jan '20	152.9	162.9	165.9
Dec '19	152.9	-	157.9	Dec '19	152.9	162.9	155.9
Nov '19	152.9	-	157.9	Nov '19	152.9	162.9	155.9

Retail Motor Fuel Prices — Dawson City & Destruction Bay

	Dawson City Self-serve			Full-serve propane
	regular	premium	diesel	
30-Nov-22	207.4	233.4	244.1	n/a
16-Nov-22	208.5	236.9	241.5	150.0
2-Nov-22	210.3	240.7	241.3	150.0
19-Oct-22	218.1	245.7	232.6	150.0
5-Oct-22	212.8	245.7	218.3	150.0
21-Sep-22	200.8	232.2	236	150.0
7-Sep-22	203.4	232.2	232.3	149.0
24-Aug-22	204.4	234.5	233.2	n/a
10-Aug-22	225.4	239.9	242.8	149.0
27-Jul-22	235.8	250.8	246.5	150.0
13-Jul-22	242.4	257.4	255.3	150.0
29-Jun-22	237.4	250.9	246.8	149.0
15-Jun-22	231.9	244.9	242.4	150.0
1-Jun-22	210.2	233.9	231.1	n/a
18-May-22	212.7	233.9	237	n/a
4-May-22	199.5	217.9	222.3	n/a
20-Apr-22	201.6	213.9	212.7	149.9
6-Apr-22	198.6	213.9	213.9	149.9
23-Mar-22	193.4	218.0	209.2	n/a
9-Mar-22	187.1	201.4	201.9	n/a
23-Feb-22	169.9	182.9	169.6	135.0
9-Feb-22	169.9	182.9	169.6	135.0
26-Jan-22	164.7	180.4	165.7	135.0
12-Jan-22	165.1	178.4	165.2	135.0
29-Dec-21	169.9	178.4	172.9	135.0
15-Dec-21	164.6	177.4	165.2	135.0
1-Dec-21	165.9	179.9	165.2	135.0
17-Nov-21	171.1	180.9	169.9	135.0
3-Nov-21	165.7	179.9	160.3	135.0
Oct '21	164.7	179.9	160.5	135.0
Sep '21	163.4	178.4	160.0	135.0
Aug '21	159.3	177.4	157.4	135.0
Jul '21	160.7	169.9	161.7	135.0
Jun '21	147.9	163.7	150.4	135.0
May '21	147.7	162.9	150.2	135.0
Apr '21	145.6	159.2	147.8	135.0
Mar '21	141.2	152.7	144.9	135.0
Feb '21	133.7	149.6	137.5	135.0
Jan '21	134.0	149.4	136.0	n/a
Dec '20	128.9	147.1	130.5	n/a
Nov '20	131.7	149.9	131.6	135.0
Oct '20	140.4	149.4	140.2	130.0
Sep '20	140.4	148.9	139.7	125.0
Aug '20	140.4	148.9	139.7	125.0
Jul '20	133.0	148.7	133.3	125.0
Jun '20	124.3	144.1	128.1	n/a
May '20	114.6	128.3	127.0	n/a
Apr '20	117.9	121.4	144.7	n/a
Mar '20	143.4	147.3	147.8	n/a
Feb '20	149.9	156.3	157.8	n/a
Jan '20	150.7	158.4	164.9	n/a
Dec '19	152.7	164.5	158.4	135.0
Nov '19	155.0	164.7	160.5	135.0

	Destruction Bay Self-serve			Full-serve propane
	regular	premium	diesel	
30-Nov-22	179.9	198.9	229.9	189.9
16-Nov-22	189.9	208.9	229.9	186.9
2-Nov-22	206.9	225.9	221.9	186.9
19-Oct-22	206.9	225.9	231.9	186.9
5-Oct-22	206.9	225.9	215.9	186.9
21-Sep-22	179.9	199.9	207.9	189.0
7-Sep-22	179.9	199.9	216.9	186.9
24-Aug-22	186.0	204.9	212.9	190.0
10-Aug-22	178.9	196.9	199.9	186.9
27-Jul-22	195.9	210.9	212.9	186.9
13-Jul-22	213.9	232.9	223.9	190.0
29-Jun-22	234.9	249.9	243.9	186.9
15-Jun-22	235.9	254.9	247.9	n/a
1-Jun-22	222.9	238.9	226.9	186.9
18-May-22	n/a	n/a	n/a	n/a
4-May-22	204.9	220.9	236.9	190.0
20-Apr-22	197.9	213.9	213.9	186.9
6-Apr-22	199.9	215.9	209.9	186.9
23-Mar-22	200.9	216.9	216.9	186.9
9-Mar-22	205.9	221.9	239.9	186.9
23-Feb-22	172.9	188.9	183.9	186.9
9-Feb-22	172.9	188.9	183.9	186.9
26-Jan-22	n/a	n/a	n/a	n/a
12-Jan-22	167.9	183.9	173.9	186.9
29-Dec-21	167.9	183.9	168.9	186.9
15-Dec-21	167.9	183.9	168.9	186.9
1-Dec-21	167.9	183.9	175.9	185.0
17-Nov-21	171.9	187.9	175.9	136.9
3-Nov-21	n/a	n/a	n/a	n/a
Oct '21	171.9	187.9	175.9	136.9
Sep '21	163.4	179.4	158.9	136.9
Aug '21	164.9	180.9	156.9	136.9
Jul '21	163.9	179.9	154.9	136.9
Jun '21	157.6	173.6	154.2	136.9
May '21	156.4	172.4	156.4	136.9
Apr '21	150.9	166.9	152.9	136.9
Mar '21	148.9	164.9	156.9	136.9
Feb '21	146.9	162.9	153.9	136.9
Jan '21	n/a	n/a	n/a	n/a
Dec '20	129.9	145.9	139.9	136.9
Nov '20	129.9	145.9	131.9	136.9
Oct '20	131.9	147.9	131.4	136.9
Sep '20	133.9	149.9	124.9	136.9
Aug '20	133.9	149.9	124.9	136.9
Jul '20	133.9	149.9	125.9	136.9
Jun '20	n/a	n/a	n/a	n/a
May '20	n/a	n/a	n/a	n/a
Apr '20	n/a	n/a	n/a	n/a
Mar '20	142.9	158.9	150.9	136.9
Feb '20	142.9	158.9	149.9	136.9
Jan '20	142.9	158.9	156.9	136.9
Dec '19	143.9	159.9	162.9	136.9
Nov '19	141.9	157.9	156.9	136.9

Retail Motor Fuel Prices — Eagle Plains & Faro

	Eagle Plains Self-Serve			Full-serve propane	Faro Self-Serve			
	regular	premium	diesel		regular	premium	diesel	
30-Nov-22	215.0	-	240.0	180.0	30-Nov-22	189.9	-	239.9
16-Nov-22	215.0	-	255.0	180.0	16-Nov-22	199.9	-	239.9
2-Nov-22	215.0	-	255.0	180.0	2-Nov-22	205.9	-	239.9
19-Oct-22	215.0	-	255.0	180.0	19-Oct-22	210.9	-	229.9
5-Oct-22	215.0	-	255.0	180.0	5-Oct-22	205.9	-	219.9
21-Sep-22	n/a	-	n/a	n/a	21-Sep-22	190.9	-	229.9
7-Sep-22	250.0	-	255.0	180.0	7-Sep-22	196.9	-	219.9
24-Aug-22	250.0	-	255.0	180.0	24-Aug-22	196.9	-	219.9
10-Aug-22	250.0	-	255.0	180.0	10-Aug-22	196.9	-	219.9
27-Jul-22	250.0	-	255.0	180.0	27-Jul-22	209.9	-	229.9
13-Jul-22	250.0	-	245.0	180.0	13-Jul-22	229.9	-	234.9
29-Jun-22	250.0	-	240.0	180.0	29-Jun-22	229.9	-	234.9
15-Jun-22	230.0	-	245.0	180.0	15-Jun-22	214.9	-	234.9
1-Jun-22	230.0	-	245.0	180.0	1-Jun-22	214.9	-	234.9
18-May-22	230.0	-	245.0	180.0	18-May-22	212.9	-	240.9
4-May-22	210.0	-	245.0	180.0	4-May-22	199.0	-	224.9
20-Apr-22	n/a	-	n/a	n/a	20-Apr-22	n/a	-	n/a
6-Apr-22	210.0	-	215.0	180.0	6-Apr-22	194.9	-	209.9
23-Mar-22	n/a	-	n/a	n/a	23-Mar-22	194.9	-	209.9
9-Mar-22	n/a	-	n/a	n/a	9-Mar-22	189.9	-	204.9
23-Feb-22	172.0	-	180.0	144.0	23-Feb-22	169.9	-	167.9
9-Feb-22	172.0	-	180.0	144.0	9-Feb-22	169.9	-	167.9
26-Jan-22	172.0	-	175.0	144.0	26-Jan-22	169.9	-	167.9
12-Jan-22	172.0	-	180.0	144.0	12-Jan-22	165.9	-	164.9
29-Dec-21	172.0	-	180.0	144.0	29-Dec-21	n/a	-	n/a
15-Dec-21	172.0	-	170.0	144.0	15-Dec-21	165.9	-	164.9
1-Dec-21	172.0	-	175.0	144.0	1-Dec-21	165.9	-	164.9
17-Nov-21	180.0	-	170.0	145.0	17-Nov-21	165.9	-	164.9
3-Nov-21	172.0	-	165.0	144.0	3-Nov-21	165.9	-	164.9
Oct '21	173.0	-	165.0	144.0	Oct '21	165.9	-	164.9
Sep '21	165.0	-	162.5	144.0	Sep '21	165.9	-	156.9
Aug '21	165.9	-	165.0	144.0	Aug '21	165.9	-	156.9
Jul '21	162.5	-	165.0	144.0	Jul '21	159.9	-	156.9
Jun '21	160.0	-	165.0	144.0	Jun '21	154.9	-	152.9
May '21	150.0	-	155.0	144.0	May '21	149.9	-	152.9
Apr '21	150.0	-	150.0	144.0	Apr '21	149.9	-	152.9
Mar '21	145.0	-	147.5	144.0	Mar '21	138.9	-	143.9
Feb '21	140.0	-	145.0	144.0	Feb '21	134.9	-	139.9
Jan '21	142.0	-	142.5	144.0	Jan '21	130.9	-	134.9
Dec '20	142.0	-	140.0	144.0	Dec '20	130.9	-	133.2
Nov '20	140.0	-	145.0	144.0	Nov '20	130.9	-	129.9
Oct '20	140.0	-	145.0	144.0	Oct '20	130.9	-	125.4
Sep '20	140.0	-	145.0	144.0	Sep '20	130.9	-	120.9
Aug '20	140.0	-	142.5	144.0	Aug '20	130.9	-	120.9
Jul '20	140.0	-	145.0	144.0	Jul '20	132.9	-	122.9
Jun '20	155.0	-	145.0	144.0	Jun '20	126.9	-	120.9
May '20	170.0	-	145.0	144.0	May '20	111.4	-	120.9
Apr '20	170.0	-	145.0	144.0	Apr '20	114.9	-	130.9
Mar '20	170.0	-	166.0	144.0	Mar '20	135.9	-	147.9
Feb '20	170.0	-	166.0	144.0	Feb '20	153.9	-	156.9
Jan '20	170.0	-	161.0	142.7	Jan '20	154.9	-	157.9
Dec '19	170.0	-	161.0	142.0	Dec '19	154.6	-	157.6
Nov '19	170.0	-	163.5	142.0	Nov '19	154.3	-	157.3

Retail Motor Fuel Prices — Haines Junction

	Self-serve		
	regular	premium	diesel
30-Nov-22	195.9	217.9	237.2
16-Nov-22	200.9	217.9	237.2
2-Nov-22	202.6	220.4	237.2
19-Oct-22	208.9	223.9	245.4
5-Oct-22	204.9	223.9	233.9
21-Sep-22	195.2	207.4	228.2
7-Sep-22	198.6	221.7	232.9
24-Aug-22	202.1	222.7	228.9
10-Aug-22	198.1	211.9	225.2
27-Jul-22	218.1	231.9	235.9
13-Jul-22	223.1	237.9	240.7
29-Jun-22	223.1	237.9	240.7
15-Jun-22	223.2	237.9	241.6
1-Jun-22	213.9	223.2	233.2
18-May-22	209.9	220.2	232.7
4-May-22	197.4	211.9	234.7
20-Apr-22	188.4	197.9	210.2
6-Apr-22	185.7	195.0	207.1
23-Mar-22	184.4	193.2	205.7
9-Mar-22	183.2	191.9	200.7
23-Feb-22	163.7	172.9	166.7
9-Feb-22	163.7	172.9	166.7
26-Jan-22	163.2	172.2	163.4
12-Jan-22	160.7	170.6	159.4
29-Dec-21	160.7	170.6	158.4
15-Dec-21	160.7	170.6	158.4
1-Dec-21	161.7	170.9	157.7
17-Nov-21	160.7	170.6	157.2
3-Nov-21	160.7	170.6	157.2
Oct '21	159.7	169.6	156.2
Sep '21	158.7	168.6	151.2
Aug '21	158.3	168.6	150.0
Jul '21	152.5	163.1	149.7
Jun '21	147.9	158.1	151.8
May '21	145.8	155.6	150.3
Apr '21	144.4	153.2	147.2
Mar '21	135.8	145.8	142.8
Feb '21	131.2	140.7	137.6
Jan '21	127.7	138.2	133.8
Dec '20	123.5	132.1	127.3
Nov '20	123.2	131.6	126.9
Oct '20	123.6	132.4	126.9
Sep '20	122.7	130.9	126.9
Aug '20	122.7	130.9	126.9
Jul '20	122.7	131.6	126.9
Jun '20	116.8	125.4	126.3
May '20	103.9	111.3	126.8
Apr '20	111.2	112.8	134.7
Mar '20	132.3	138.1	144.3
Feb '20	147.3	155.9	150.7
Jan '20	147.0	155.9	150.7
Dec '19	147.6	155.9	149.6
Nov '19	147.6	155.9	148.7

Retail Motor Fuel Prices — Jake's Corner

	Self-serve		
	regular	premium	diesel
30-Nov-22	179.9	194.9	229.9
16-Nov-22	195.9	210.9	229.9
2-Nov-22	195.9	210.9	229.9
19-Oct-22	195.9	210.9	229.9
5-Oct-22	195.9	210.9	199.9
21-Sep-22	185.9	200.9	209.9
7-Sep-22	185.9	200.9	209.9
24-Aug-22	185.9	200.9	209.9
10-Aug-22	185.9	200.9	209.9
27-Jul-22	219.9	234.9	234.9
13-Jul-22	219.9	234.9	234.9
29-Jun-22	219.9	234.9	234.9
15-Jun-22	n/a	n/a	n/a
1-Jun-22	209.9	209.9	224.9
18-May-22	204.9	215.9	224.9
4-May-22	189.9	201.9	214.9
20-Apr-22	179.9	190.9	199.9
6-Apr-22	179.9	190.9	199.9
23-Mar-22	179.9	190.9	199.9
9-Mar-22	179.9	190.9	199.9
23-Feb-22	159.9	170.9	162.9
9-Feb-22	159.9	170.9	162.9
26-Jan-22	159.9	170.9	162.9
12-Jan-22	155.9	166.9	154.9
29-Dec-21	155.9	166.9	154.9
15-Dec-21	155.9	166.9	154.9
1-Dec-21	155.9	166.9	154.9
17-Nov-21	155.9	166.9	154.9
3-Nov-21	155.9	166.9	154.9
Oct '21	155.9	166.9	150.9
Sep '21	155.9	166.9	146.9
Aug '21	155.9	166.9	146.9
Jul '21	149.9	160.9	146.9
Jun '21	144.9	155.9	142.9
May '21	142.4	153.4	145.4
Apr '21	139.9	150.9	142.9
Mar '21	132.4	143.4	137.9
Feb '21	127.4	138.4	130.4
Jan '21	124.9	135.9	125.9
Dec '20	119.9	125.9	119.9
Nov '20	119.9	125.9	119.9
Oct '20	119.9	125.9	119.9
Sep '20	119.9	125.9	119.9
Aug '20	119.9	125.9	119.9
Jul '20	119.9	125.9	119.9
Jun '20	114.9	120.9	119.9
May '20	104.9	114.9	119.9
Apr '20	100.9	n/a	n/a
Mar '20	117.9	n/a	n/a
Feb '20	142.9	153.9	151.9
Jan '20	142.9	153.9	151.9
Dec '19	142.9	153.9	151.9
Nov '19	142.9	153.9	151.9

Retail Motor Fuel Prices — Mayo

	Self-serve		
	regular	premium	diesel
30-Nov-22	190.4	-	228.5
16-Nov-22	196.1	-	228.5
2-Nov-22	196.1	-	228.5
19-Oct-22	205.6	-	228.5
5-Oct-22	196.1	-	199.9
21-Sep-22	182.8	-	218.0
7-Sep-22	182.8	-	218.0
24-Aug-22	191.9	-	218.9
10-Aug-22	182.7	-	208.5
27-Jul-22	205.9	-	228.9
13-Jul-22	220.9	-	235.1
29-Jun-22	215.1	-	229.9
15-Jun-22	215.1	-	219.9
1-Jun-22	196.1	-	221.8
18-May-22	200.0	-	228.0
4-May-22	185.6	-	210.4
20-Apr-22	178.0	-	197.1
6-Apr-22	177.1	-	196.1
23-Mar-22	177.1	-	196.1
9-Mar-22	177.1	-	196.1
23-Feb-22	164.9	-	167.9
9-Feb-22	164.9	-	167.9
26-Jan-22	157.1	-	159.9
12-Jan-22	157.1	-	159.9
29-Dec-21	n/a	-	n/a
15-Dec-21	157.1	-	159.9
1-Dec-21	157.1	-	159.9
17-Nov-21	160.9	-	156.9
3-Nov-21	158.0	-	149.4
Oct '21	155.5	-	148.0
Sep '21	152.9	-	146.6
Aug '21	152.3	-	150.9
Jul '21	n/a	-	n/a
Jun '21	139.0	-	140.9
May '21	139.0	-	140.9
Apr '21	142.5	-	144.4
Mar '21	138.9	-	140.9
Feb '21	128.8	-	131.7
Jan '21	130.4	-	130.9
Dec '20	124.5	-	124.5
Nov '20	124.9	-	124.9
Oct '20	n/a	-	n/a
Sep '20	n/a	-	n/a
Aug '20	n/a	-	n/a
Jul '20	116.9	-	119.9
Jun '20	114.9	-	121.8
May '20	103.0	-	124.0
Apr '20	n/a	-	n/a
Mar '20	146.6	-	148.1
Feb '20	153.1	-	153.1
Jan '20	149.9	-	147.9
Dec '19	149.9	-	149.4
Nov '19	149.9	-	147.9

Retail Motor Fuel Prices — Pelly Crossing & Ross River

	Pelly Crossing Self-serve		
	regular	premium	diesel
30-Nov-22	205.9	219.9	224.9
16-Nov-22	n/a	n/a	n/a
2-Nov-22	205.9	219.9	224.9
19-Oct-22	205.9	219.9	224.9
5-Oct-22	190.9	219.9	209.9
21-Sep-22	190.9	219.9	209.9
7-Sep-22	190.9	219.9	209.9
24-Aug-22	n/a	n/a	n/a
10-Aug-22	201.9	219.9	220.9
27-Jul-22	210.0	229.9	229.0
13-Jul-22	224.9	239.9	243.9
29-Jun-22	224.9	239.9	243.9
15-Jun-22	205.0	210.0	212.0
1-Jun-22	205.0	215.0	212.0
18-May-22	205.9	215.9	212.9
4-May-22	195.9	205.9	202.9
20-Apr-22	195.0	205.0	202.0
6-Apr-22	n/a	n/a	n/a
23-Mar-22	n/a	n/a	n/a
9-Mar-22	n/a	n/a	n/a
23-Feb-22	n/a	n/a	n/a
9-Feb-22	n/a	n/a	n/a
26-Jan-22	n/a	n/a	n/a
12-Jan-22	158.9	168.9	153.9
29-Dec-21	158.9	168.9	153.9
15-Dec-21	158.9	168.9	153.9
1-Dec-21	153.9	163.9	148.9
17-Nov-21	158.9	168.9	153.9
3-Nov-21	158.9	168.9	153.9
Oct '21	158.9	168.9	153.9
Sep '21	158.9	168.7	153.9
Aug '21	157.4	162.9	153.9
Jul '21	155.9	178.9	150.9
Jun '21	149.9	162.9	144.9
May '21	145.9	149.9	149.9
Apr '21	145.9	152.9	140.9
Mar '21	130.9	134.9	125.9
Feb '21	130.9	137.9	125.9
Jan '21	130.9	137.9	125.9
Dec '20	130.9	137.9	125.9
Nov '20	n/a	n/a	n/a
Oct '20	130.9	137.9	125.9
Sep '20	130.9	137.9	125.9
Aug '20	130.9	137.9	125.9
Jul '20	130.6	138.9	125.6
Jun '20	109.9	140.9	104.9
May '20	105.4	140.9	100.4
Apr '20	110.5	140.9	105.5
Mar '20	146.4	152.4	141.4
Feb '20	151.9	157.9	146.9
Jan '20	151.9	157.9	146.9
Dec '19	151.9	157.9	146.9
Nov '19	151.9	157.9	146.9

	Ross River Self-serve		
	regular	premium	diesel
30-Nov-22	194.9	-	259.9
16-Nov-22	194.9	-	259.9
2-Nov-22	204.9	-	n/a
19-Oct-22	210.9	-	229.9
5-Oct-22	190.9	-	225.9
21-Sep-22	190.9	-	229.9
7-Sep-22	190.9	-	225.9
24-Aug-22	190.9	-	225.9
10-Aug-22	197.9	-	229.9
27-Jul-22	219.9	-	234.9
13-Jul-22	219.9	-	234.9
29-Jun-22	219.9	-	234.9
15-Jun-22	204.9	-	216.9
1-Jun-22	204.9	-	216.9
18-May-22	201.9	-	208.9
4-May-22	199.5	-	209.9
20-Apr-22	199.5	-	209.9
6-Apr-22	199.5	-	209.9
23-Mar-22	199.5	-	209.9
9-Mar-22	n/a	-	n/a
23-Feb-22	174.9	-	181.8
9-Feb-22	174.9	-	181.8
26-Jan-22	169.9	-	167.9
12-Jan-22	n/a	-	n/a
29-Dec-21	n/a	-	n/a
15-Dec-21	169.9	-	167.9
1-Dec-21	169.9	-	167.9
17-Nov-21	169.9	-	167.9
3-Nov-21	164.9	-	167.9
Oct '21	164.9	-	154.9
Sep '21	164.9	-	154.9
Aug '21	159.9	-	154.9
Jul '21	154.9	-	152.9
Jun '21	148.9	-	155.4
May '21	148.9	-	155.4
Apr '21	139.9	-	141.9
Mar '21	134.9	-	135.9
Feb '21	130.4	-	128.4
Jan '21	129.9	-	126.9
Dec '20	129.9	-	125.9
Nov '20	n/a	-	n/a
Oct '20	124.9	-	122.9
Sep '20	129.9	-	119.9
Aug '20	129.9	-	119.9
Jul '20	127.6	-	127.2
Jun '20	109.9	-	121.9
May '20	102.9	-	121.9
Apr '20	121.4	-	127.4
Mar '20	148.9	-	152.4
Feb '20	150.9	-	154.4
Jan '20	152.9	-	156.9
Dec '19	152.9	-	156.4
Nov '19	152.9	-	156.4

Retail Motor Fuel Prices — Stewart Crossing

	Self-Serve		
	regular	premium	diesel
30-Nov-22	189.9	204.9	234.9
16-Nov-22	205.9	220.9	239.9
2-Nov-22	205.9	220.9	239.9
19-Oct-22	215.9	230.9	239.9
5-Oct-22	205.9	220.9	209.9
21-Sep-22	195.9	210.9	220.9
7-Sep-22	195.9	210.9	220.9
24-Aug-22	195.9	210.9	220.9
10-Aug-22	195.9	210.9	220.9
27-Jul-22	229.9	244.9	244.9
13-Jul-22	229.9	244.9	244.9
29-Jun-22	229.9	244.9	244.9
15-Jun-22	n/a	n/a	n/a
1-Jun-22	219.9	230.9	234.9
18-May-22	214.9	225.9	234.9
4-May-22	199.9	210.9	224.9
20-Apr-22	189.9	200.9	209.9
6-Apr-22	189.9	200.9	209.9
23-Mar-22	189.9	200.9	209.9
9-Mar-22	189.9	200.9	209.9
23-Feb-22	169.9	180.9	172.9
9-Feb-22	169.9	180.9	172.9
26-Jan-22	169.9	180.9	172.9
12-Jan-22	165.9	176.9	164.9
29-Dec-21	165.9	176.9	164.9
15-Dec-21	165.9	176.9	164.9
1-Dec-21	165.9	176.9	164.9
17-Nov-21	165.9	176.9	164.9
3-Nov-21	165.9	176.9	164.9
Oct '21	165.9	176.9	160.9
Sep '21	165.9	176.9	156.9
Aug '21	165.9	176.9	156.9
Jul '21	159.9	170.9	156.9
Jun '21	154.9	165.9	152.9
May '21	149.9	160.9	152.9
Apr '21	149.9	160.9	152.9
Mar '21	144.9	155.9	147.9
Feb '21	n/a	n/a	n/a
Jan '21	n/a	n/a	n/a
Dec '20	n/a	n/a	n/a
Nov '20	n/a	n/a	n/a
Oct '20	n/a	n/a	n/a
Sep '20	n/a	n/a	n/a
Aug '20	n/a	n/a	n/a
Jul '20	n/a	n/a	n/a
Jun '20	124.9	130.9	129.9
May '20	n/a	n/a	n/a
Apr '20	n/a	n/a	n/a
Mar '20	n/a	n/a	n/a
Feb '20	152.9	158.9	155.9
Jan '20	152.9	158.9	155.9
Dec '19	152.9	158.9	153.4
Nov '19	152.9	158.9	150.9

Retail Motor Fuel Prices — Teslin

	Self-serve			Full-serve
	regular	premium	diesel	propane
30-Nov-22	183.9	194.9	231.4	125.0
16-Nov-22	199.9	210.9	231.4	150.0
2-Nov-22	199.9	210.9	231.4	150.0
19-Oct-22	211.9	224.9	231.4	150.0
5-Oct-22	198.9	210.9	218.9	150.0
21-Sep-22	189.9	200.9	218.9	150.0
7-Sep-22	189.9	200.9	213.9	150.0
24-Aug-22	189.9	200.9	213.9	150.0
10-Aug-22	189.9	200.9	213.9	150.0
27-Jul-22	203.9	214.9	221.9	150.0
13-Jul-22	223.4	234.9	238.4	150.0
29-Jun-22	223.4	234.9	238.4	130.0
15-Jun-22	223.9	234.9	238.9	n/a
1-Jun-22	208.9	220.9	228.4	n/a
18-May-22	208.9	220.9	237.4	125.0
4-May-22	191.9	204.9	217.9	110.0
20-Apr-22	181.9	194.9	201.9	110.0
6-Apr-22	181.9	194.9	201.9	110.0
23-Mar-22	181.9	194.9	201.9	110.0
9-Mar-22	183.9	194.9	203.9	n/a
23-Feb-22	163.9	170.9	166.4	110.0
9-Feb-22	163.9	170.9	166.4	110.0
26-Jan-22	163.9	170.9	162.9	110.0
12-Jan-22	163.9	170.9	158.9	110.0
29-Dec-21	161.9	170.9	158.4	110.0
15-Dec-21	161.9	170.9	158.4	110.0
1-Dec-21	161.9	170.9	158.4	110.0
17-Nov-21	161.9	170.9	158.4	110.0
3-Nov-21	161.9	170.9	158.1	110.0
Oct '21	160.9	168.9	152.4	110.0
Sep '21	158.9	166.9	149.4	110.0
Aug '21	158.9	166.9	149.2	110.0
Jul '21	157.2	170.4	146.7	110.0
Jun '21	148.9	160.9	144.4	110.0
May '21	145.9	158.9	145.7	110.0
Apr '21	144.9	156.9	146.9	110.0
Mar '21	135.2	144.9	136.9	110.0
Feb '21	131.4	142.9	132.2	110.0
Jan '21	128.9	139.9	129.9	110.0
Dec '20	123.9	134.6	126.4	110.0
Nov '20	123.9	131.9	123.9	110.0
Oct '20	123.9	131.9	123.9	110.0
Sep '20	123.9	131.9	123.9	110.0
Aug '20	123.9	131.9	123.9	110.0
Jul '20	122.2	130.2	123.6	110.0
Jun '20	114.4	123.4	126.4	110.0
May '20	109.9	119.9	129.9	110.0
Apr '20	109.9	119.9	129.9	110.0
Mar '20	139.7	149.4	145.2	110.0
Feb '20	146.9	156.9	152.4	110.0
Jan '20	146.9	156.9	152.4	110.0
Dec '19	146.9	156.9	152.4	110.0
Nov '19	146.9	156.9	152.4	110.0

Retail Motor Fuel Prices — Watson Lake

	Self-serve			Full-serve
	regular	premium	diesel	propane
30-Nov-22	173.8	199.9	222.3	160.0
16-Nov-22	192.4	212.9	227.9	160.0
2-Nov-22	195.4	217.9	227.9	150.0
19-Oct-22	197.9	222.9	218.9	160.0
5-Oct-22	198.2	215.9	217.4	160.0
21-Sep-22	192.2	207.9	217.4	160.0
7-Sep-22	192.2	207.9	217.4	160.0
24-Aug-22	192.2	207.9	217.4	160.0
10-Aug-22	195.9	212.9	218.4	160.0
27-Jul-22	217.9	219.9	228.4	160.0
13-Jul-22	226.9	235.9	235.4	160.0
29-Jun-22	223.9	232.9	234.9	160.0
15-Jun-22	221.4	232.9	234.9	160.0
1-Jun-22	207.9	219.9	228.9	160.0
18-May-22	195.9	209.9	229.9	160.0
4-May-22	186.9	199.9	212.9	170.0
20-Apr-22	178.9	189.9	195.9	160.0
6-Apr-22	178.9	189.9	195.9	160.0
23-Mar-22	175.9	182.9	195.9	160.0
9-Mar-22	175.9	182.9	195.9	160.0
23-Feb-22	158.9	171.9	160.9	130.0
9-Feb-22	158.9	171.9	160.9	130.0
26-Jan-22	158.9	171.9	160.9	120.0
12-Jan-22	153.9	164.9	155.9	120.0
29-Dec-21	153.9	164.9	152.9	120.0
15-Dec-21	153.9	164.9	152.9	120.0
1-Dec-21	153.9	164.9	152.9	120.0
17-Nov-21	153.9	164.9	152.9	120.0
3-Nov-21	153.9	164.9	152.9	120.0
Oct '21	153.7	162.4	152.4	120.0
Sep '21	153.4	160.9	152.1	120.0
Aug '21	152.2	158.4	151.9	120.0
Jul '21	149.2	156.6	150.2	120.0
Jun '21	143.9	151.9	144.9	118.0
May '21	138.4	145.9	141.9	113.9
Apr '21	134.4	144.4	138.4	113.9
Mar '21	130.9	142.9	134.9	121.0
Feb '21	122.9	n/a	125.4	112.9
Jan '21	117.9	124.9	121.4	112.9
Dec '20	113.9	124.2	116.2	112.9
Nov '20	114.4	124.4	115.4	112.9
Oct '20	113.9	123.9	114.9	112.9
Sep '20	121.9	123.9	121.2	112.9
Aug '20	128.4	123.9	127.4	n/a
Jul '20	121.9	123.9	128.2	112.9
Jun '20	118.9	123.9	128.4	112.9
May '20	104.7	109.4	116.4	112.9
Apr '20	101.4	111.0	114.5	112.9
Mar '20	129.4	138.9	131.4	112.9
Feb '20	137.9	146.9	142.4	n/a
Jan '20	139.5	149.9	146.8	112.9
Dec '19	138.6	149.9	144.1	112.9
Nov '19	139.3	149.9	144.3	112.9

Residential Fuel Prices in Yukon

Average Prices as of November 30, 2022

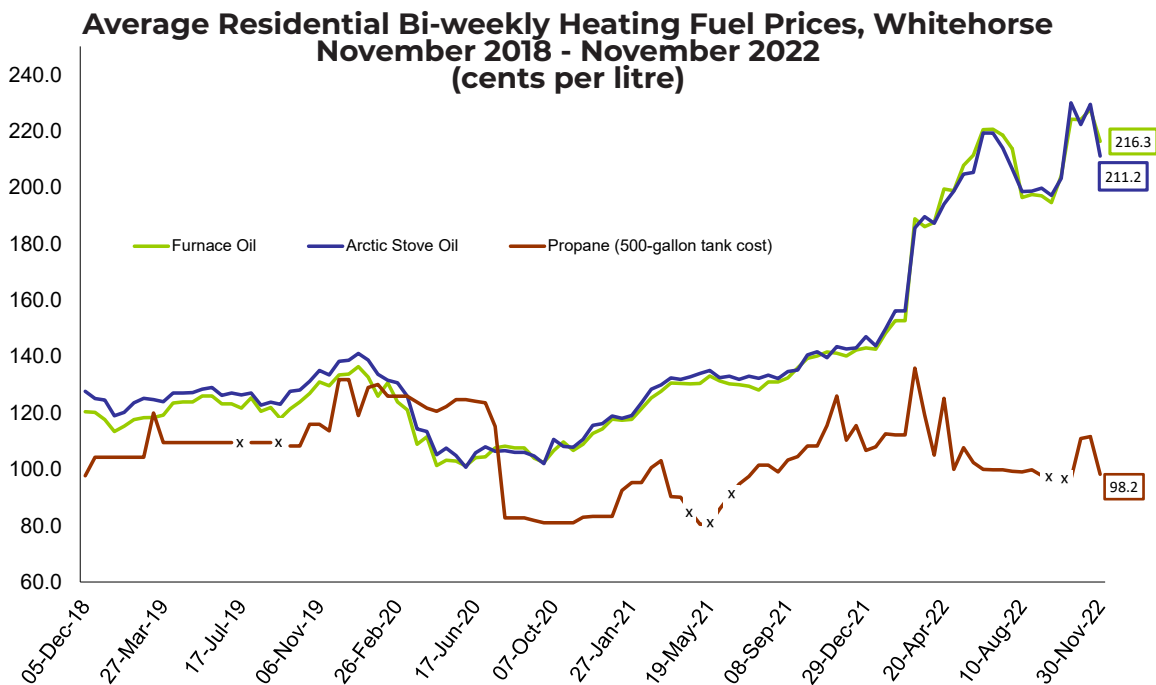
	Residential Heating Fuels			% Change Nov 17, 2021 to Nov 30, 2022		
	Furnace Oil	Arctic Stove Oil	Propane (500-gallon tank cost)	Furnace Oil	Arctic Stove Oil	Propane (500-gallon tank cost)
Whitehorse	216.3	211.2	98.2	53.2%	47.1%	-22.0%
Beaver Creek	218.9	222.5	-	46.6%	38.1%	-
Burwash Landing	216.8	220.0	-	47.3%	62.3%	-
Carcross	214.9	209.9	-	47.9%	36.9%	-
Carmacks	215.8	216.7	103.5	47.7%	39.5%	n/a
Dawson City	225.1	226.7	103.5	46.2%	45.7%	n/a
Destruction Bay	216.8	218.3	-	47.3%	39.0%	-
Faro	217.9	218.8	103.5	47.0%	40.7%	n/a
Haines Junction	215.8	216.7	103.5	47.7%	39.5%	n/a
Marsh Lake	214.9	214.7	-	47.9%	49.7%	-
Mayo	220.2	222.2	103.5	51.3%	43.3%	n/a
Pelly Crossing	217.0	218.4	-	47.2%	38.9%	-
Ross River	218.4	222.3	103.5	38.8%	37.7%	n/a
Stewart Crossing	217.4	220.5	-	47.2%	46.1%	-
Tagish	214.9	214.7	-	46.9%	39.6%	-
Teslin	215.8	216.7	103.5	47.5%	39.5%	n/a
Watson Lake	218.9	222.5	94.9	46.6%	37.6%	n/a

Notes: All prices are Canadian cents per litre, including all applicable taxes.
 "-" indicates this service was not available in this community at this time.
 "n/a" indicates this information was not available for the reporting period.

Comparing November 30, 2022 to November 17, 2021, furnace oil prices increased in all Yukon communities; the largest percentage increase was in Whitehorse (53.2%).

Arctic stove oil prices increased in all Yukon communities; the largest percentage increase was 62.3% in Burwash Landing.

Prices of propane (500 gallon tank) were unavailable in all Yukon communities with the exception of Whitehorse which decreased by 22.0%



Residential Heating Fuel Prices — Whitehorse

	Furnace Oil	Arctic Stove Oil	Propane (500-gallon tank cost)
30-Nov-22	216.3	211.2	98.2
16-Nov-22	227.7	229.5	111.6
02-Nov-22	224.0	222.3	110.9
19-Oct-22	224.2	230.0	96.6
05-Oct-22	204.1	203.2	n/a
21-Sep-22	194.6	197.2	n/a
07-Sep-22	197.0	199.7	97.8
24-Aug-22	197.5	198.7	99.8
10-Aug-22	196.4	198.5	99.1
27-Jul-22	213.7	206.5	99.3
13-Jul-22	218.5	214.0	99.8
29-Jun-22	220.6	219.3	99.8
15-Jun-22	220.5	219.3	100.0
01-Jun-22	211.4	205.3	102.4
18-May-22	207.8	204.7	107.7
04-May-22	198.8	198.7	100.0
20-Apr-22	199.4	194.1	125.2
06-Apr-22	187.6	187.3	105.0
23-Mar-22	186.1	189.6	119.3
09-Mar-22	188.9	185.6	135.9
23-Feb-22	152.7	156.2	112.2
09-Feb-22	152.7	156.2	112.2
26-Jan-22	148.3	149.8	112.6
12-Jan-22	142.6	143.8	108.0
29-Dec-21	143.1	147.1	106.7
15-Dec-21	142.3	143.1	115.5
01-Dec-21	140.2	142.7	110.3
17-Nov-21	141.2	143.5	126.0
03-Nov-21	141.6	139.6	115.5
Oct '21	139.8	141.2	108.3
Sep '21	134.2	135.0	103.9
Aug '21	131.0	132.8	100.3
Jul '21	128.8	132.7	99.5
Jun '21	130.6	132.5	90.4
May '21	131.8	134.6	80.5
Apr '21	130.4	132.4	90.1
Mar '21	129.2	131.2	96.7
Feb '21	123.4	126.0	98.0
Jan '21	117.6	118.6	93.9
Dec '20	114.9	116.9	83.3
Nov '20	107.8	109.2	82.0
Oct '20	108.2	109.4	81.0
Sep '20	103.2	103.4	81.5
Aug '20	107.6	106.0	82.8
Jul '20	106.7	107.0	107.2
Jun '20	102.7	103.3	124.4
May '20	103.1	106.2	123.5
Apr '20	106.4	109.3	121.2
Mar '20	115.0	120.1	124.9
Feb '20	127.3	131.2	125.9
Jan '20	131.7	137.9	126.1
Dec '19	133.7	138.5	131.8
Nov '19	130.3	134.3	114.8

Residential Heating Fuel Prices — Beaver Creek

	Furnace Oil	Arctic Stove Oil	Propane (500-gallon tank cost)
30-Nov-22	218.9	222.5	-
16-Nov-22	232.6	241.0	-
02-Nov-22	232.6	241.0	-
19-Oct-22	239.9	238.8	-
05-Oct-22	212.0	231.4	-
21-Sep-22	212.0	231.4	-
07-Sep-22	204.6	218.6	-
24-Aug-22	204.6	218.8	-
10-Aug-22	204.6	216.6	-
27-Jul-22	226.7	221.4	-
13-Jul-22	226.7	229.9	-
29-Jun-22	226.7	229.9	-
15-Jun-22	n/a	230.9	-
01-Jun-22	205.7	213.7	-
18-May-22	205.7	213.7	-
04-May-22	205.7	213.7	-
20-Apr-22	195.2	202.8	-
06-Apr-22	195.2	202.8	-
23-Mar-22	192.3	201.4	-
09-Mar-22	192.3	201.4	-
23-Feb-22	157.7	170.0	-
09-Feb-22	157.7	170.0	-
26-Jan-22	157.7	166.1	-
12-Jan-22	149.3	158.5	-
29-Dec-21	149.3	158.5	-
15-Dec-21	149.3	158.5	-
01-Dec-21	149.3	161.1	-
17-Nov-21	149.3	161.1	-
03-Nov-21	149.3	151.3	-
Oct '21	145.1	149.7	-
Sep '21	142.0	148.1	-
Aug '21	138.8	146.5	-
Jul '21	138.8	148.8	-
Jun '21	138.8	148.0	-
May '21	138.8	146.5	-
Apr '21	141.4	147.9	-
Mar '21	140.2	136.0	-
Feb '21	136.0	141.3	-
Jan '21	129.7	131.3	-
Dec '20	127.6	130.1	-
Nov '20	117.1	120.5	-
Oct '20	114.5	118.2	-
Sep '20	111.8	115.0	-
Aug '20	111.8	115.0	-
Jul '20	n/a	n/a	-
Jun '20	n/a	n/a	-
May '20	n/a	n/a	-
Apr '20	n/a	n/a	-
Mar '20	130.0	133.1	-
Feb '20	140.4	143.6	-
Jan '20	143.9	147.1	-
Dec '19	145.7	148.8	-
Nov '19	140.4	143.6	-

Residential Heating Fuel Prices — Burwash Landing

	Furnace Oil	Arctic Stove Oil	Propane (500 gallon tank cost)
30-Nov-22	216.8	220.0	-
16-Nov-22	230.5	229.2	-
02-Nov-22	230.5	229.2	-
19-Oct-22	237.8	222.9	-
05-Oct-22	209.9	206.3	-
21-Sep-22	209.9	213.0	-
07-Sep-22	202.5	207.8	-
24-Aug-22	202.5	203.6	-
10-Aug-22	202.5	202.6	-
27-Jul-22	225.1	227.2	-
13-Jul-22	225.1	223.8	-
29-Jun-22	225.1	223.8	-
15-Jun-22	n/a	n/a	-
01-Jun-22	204.1	200.5	-
18-May-22	204.1	206.7	-
04-May-22	204.1	200.5	-
20-Apr-22	193.6	196.2	-
06-Apr-22	193.6	190.0	-
23-Mar-22	190.2	193.8	-
09-Mar-22	190.2	167.6	-
23-Feb-22	155.6	150.2	-
09-Feb-22	155.6	150.2	-
26-Jan-22	155.6	150.2	-
12-Jan-22	147.2	143.4	-
29-Dec-21	147.2	150.3	-
15-Dec-21	147.2	148.7	-
01-Dec-21	147.2	148.7	-
17-Nov-21	147.2	135.5	-
03-Nov-21	147.2	135.5	-
Oct '21	143.0	146.1	-
Sep '21	139.9	138.2	-
Aug '21	136.7	135.1	-
Jul '21	136.7	127.7	-
Jun '21	136.7	130.3	-
May '21	136.7	130.3	-
Apr '21	137.1	130.5	-
Mar '21	133.9	130.9	-
Feb '21	129.7	128.5	-
Jan '21	123.4	123.8	-
Dec '20	121.3	124.4	-
Nov '20	115.0	117.5	-
Oct '20	112.4	115.5	-
Sep '20	109.7	112.9	-
Aug '20	109.7	114.2	-
Jul '20	109.7	113.8	-
Jun '20	109.7	113.6	-
May '20	109.7	114.2	-
Apr '20	112.3	115.4	-
Mar '20	127.4	134.5	-
Feb '20	137.8	139.8	-
Jan '20	141.3	141.7	-
Dec '19	143.1	143.5	-
Nov '19	137.8	139.6	-

Residential Heating Fuel Prices — Carcross

	Furnace Oil	Arctic Stove Oil	Propane (500 gallon tank cost)
30-Nov-22	214.9	209.9	
16-Nov-22	228.6	232.9	-
02-Nov-22	228.6	232.9	-
19-Oct-22	235.9	231.0	-
05-Oct-22	208.0	222.9	-
21-Sep-22	208.0	222.9	-
07-Sep-22	200.7	215.8	-
24-Aug-22	200.7	216.3	-
10-Aug-22	200.7	212.9	-
27-Jul-22	222.7	213.6	-
13-Jul-22	222.7	222.1	-
29-Jun-22	222.7	222.1	-
15-Jun-22	n/a	207.3	-
01-Jun-22	201.7	206.0	-
18-May-22	201.7	206.0	-
04-May-22	201.7	206.0	-
20-Apr-22	191.2	195.1	-
06-Apr-22	191.2	195.1	-
23-Mar-22	188.3	193.7	-
09-Mar-22	188.3	193.7	-
23-Feb-22	153.7	162.4	-
09-Feb-22	153.7	162.4	-
26-Jan-22	153.7	158.4	-
12-Jan-22	145.3	150.8	-
29-Dec-21	145.3	150.8	-
15-Dec-21	145.3	150.8	-
01-Dec-21	145.3	153.3	-
17-Nov-21	145.3	153.3	-
03-Nov-21	145.3	143.4	-
Oct '21	141.1	141.3	-
Sep '21	138.0	139.8	-
Aug '21	134.8	138.2	-
Jul '21	134.8	138.3	-
Jun '21	134.8	138.3	-
May '21	134.8	138.2	-
Apr '21	135.2	138.4	-
Mar '21	132.0	135.2	-
Feb '21	127.8	131.0	-
Jan '21	121.5	121.2	-
Dec '20	119.4	120.8	-
Nov '20	113.1	112.7	-
Oct '20	110.5	108.7	-
Sep '20	107.8	103.8	-
Aug '20	107.8	103.8	-
Jul '20	107.8	103.8	-
Jun '20	107.8	104.8	-
May '20	107.8	111.0	-
Apr '20	110.4	112.6	-
Mar '20	125.5	117.9	-
Feb '20	135.9	131.0	-
Jan '20	139.4	142.6	-
Dec '19	141.2	140.4	-
Nov '19	135.9	136.5	-

Residential Heating Fuel Prices — Carmacks

	Furnace Oil	Arctic Stove Oil	Propane (500-gallon tank cost)
30-Nov-22	215.8	216.7	103.5
16-Nov-22	229.4	235.0	103.4
02-Nov-22	229.4	235.0	102.0
19-Oct-22	236.8	233.0	101.8
05-Oct-22	208.8	225.1	n/a
21-Sep-22	208.8	224.7	n/a
07-Sep-22	201.5	212.0	103.1
24-Aug-22	201.5	221.9	n/a
10-Aug-22	201.5	221.9	103.7
27-Jul-22	223.5	221.9	104.1
13-Jul-22	223.5	221.9	n/a
29-Jun-22	223.5	221.9	n/a
15-Jun-22	n/a	221.9	105.5
01-Jun-22	202.5	213.8	105.1
18-May-22	202.5	213.8	106.2
04-May-22	202.5	213.8	106.2
20-Apr-22	192.0	197.3	131.8
06-Apr-22	192.0	197.3	n/a
23-Mar-22	189.2	195.9	140.3
09-Mar-22	189.2	195.9	141.9
23-Feb-22	154.5	164.5	121.2
09-Feb-22	154.5	164.5	121.2
26-Jan-22	154.5	160.5	119.5
12-Jan-22	146.1	152.9	119.1
29-Dec-21	146.1	152.9	111.4
15-Dec-21	146.1	152.9	n/a
01-Dec-21	146.1	155.4	n/a
17-Nov-21	146.1	155.4	n/a
03-Nov-21	146.1	145.6	n/a
Oct '21	141.9	143.5	120.9
Sep '21	138.8	141.9	112.0
Aug '21	135.6	140.3	105.3
Jul '21	135.6	141.1	106.5
Jun '21	135.7	140.8	101.8
May '21	135.7	140.3	88.7
Apr '21	136.1	140.5	98.3
Mar '21	132.8	137.2	104.9
Feb '21	128.6	133.1	106.2
Jan '21	122.3	123.3	102.0
Dec '20	120.2	122.4	91.6
Nov '20	113.9	114.7	90.1
Oct '20	111.3	110.1	89.1
Sep '20	108.7	105.8	89.7
Aug '20	108.7	105.8	97.5
Jul '20	108.7	105.8	117.6
Jun '20	108.7	106.2	132.6
May '20	108.7	111.8	134.9
Apr '20	111.5	114.3	135.9
Mar '20	126.8	120.1	139.6
Feb '20	137.3	133.2	140.6
Jan '20	140.8	144.5	140.8
Dec '19	142.5	142.7	146.5
Nov '19	136.8	138.5	128.3

Residential Heating Fuel Prices — Dawson City

	Furnace Oil	Arctic Stove Oil	Propane (500-gallon tank cost)
30-Nov-22	225.1	226.7	103.5
16-Nov-22	237.2	238.7	103.4
02-Nov-22	237.2	193.1	101.8
19-Oct-22	240.9	242.4	101.8
05-Oct-22	215.9	219.5	n/a
21-Sep-22	206.4	208.0	n/a
07-Sep-22	202.8	204.3	103.1
24-Aug-22	197.5	199.0	n/a
10-Aug-22	214.7	216.3	103.7
27-Jul-22	231.3	232.8	104.1
13-Jul-22	230.0	231.5	n/a
29-Jun-22	230.0	231.5	n/a
15-Jun-22	233.1	233.1	105.5
01-Jun-22	225.3	226.8	105.1
18-May-22	219.5	221.0	106.2
04-May-22	202.4	204.0	106.2
20-Apr-22	197.2	198.7	131.8
06-Apr-22	197.2	198.7	n/a
23-Mar-22	196.1	197.5	140.3
09-Mar-22	196.1	197.5	141.9
23-Feb-22	161.0	162.6	121.2
09-Feb-22	161.0	162.6	121.2
26-Jan-22	159.2	160.8	119.5
12-Jan-22	152.9	154.5	119.1
29-Dec-21	149.6	152.7	111.4
15-Dec-21	155.0	156.6	n/a
01-Dec-21	155.0	156.6	n/a
17-Nov-21	154.0	155.6	n/a
03-Nov-21	151.9	153.5	n/a
Oct '21	146.6	148.2	120.9
Sep '21	141.8	143.4	112.0
Aug '21	140.2	141.8	105.3
Jul '21	139.0	142.2	106.5
Jun '21	140.7	141.7	101.8
May '21	139.7	142.0	88.7
Apr '21	140.5	142.1	98.3
Mar '21	135.3	136.8	104.9
Feb '21	131.5	133.1	106.2
Jan '21	125.5	127.1	102.0
Dec '20	121.5	123.1	91.6
Nov '20	114.5	117.0	90.1
Oct '20	114.8	117.9	89.1
Sep '20	112.1	115.2	89.7
Aug '20	112.1	115.2	97.5
Jul '20	111.9	114.6	117.6
Jun '20	110.0	112.6	132.6
May '20	110.6	114.5	134.9
Apr '20	117.9	117.9	135.9
Mar '20	126.9	129.1	139.6
Feb '20	140.1	142.7	140.6
Jan '20	143.7	146.8	140.8
Dec '19	143.6	146.6	146.5
Nov '19	140.0	142.9	128.3

Residential Heating Fuel Prices — Destruction Bay

	Furnace Oil	Arctic Stove Oil	Propane (500 gallon tank cost)
30-Nov-22	216.8	218.3	-
16-Nov-22	230.5	236.6	-
02-Nov-22	230.5	236.6	-
19-Oct-22	237.8	234.6	-
05-Oct-22	209.9	226.8	-
21-Sep-22	209.9	226.8	-
07-Sep-22	202.5	213.7	-
24-Aug-22	202.5	213.8	-
10-Aug-22	202.5	212.2	-
27-Jul-22	225.1	217.5	-
13-Jul-22	225.1	225.9	-
29-Jun-22	225.1	225.9	-
15-Jun-22	n/a	224.2	-
01-Jun-22	204.1	209.8	-
18-May-22	204.1	209.8	-
04-May-22	204.1	209.8	-
20-Apr-22	193.6	198.9	-
06-Apr-22	193.6	198.9	-
23-Mar-22	190.2	197.5	-
09-Mar-22	190.2	197.5	-
23-Feb-22	155.6	166.1	-
09-Feb-22	155.6	166.1	-
26-Jan-22	155.6	162.2	-
12-Jan-22	147.2	154.6	-
29-Dec-21	147.2	154.6	-
15-Dec-21	147.2	154.6	-
01-Dec-21	147.2	157.1	-
17-Nov-21	147.2	157.1	-
03-Nov-21	147.2	147.3	-
Oct '21	143.0	145.2	-
Sep '21	139.9	143.6	-
Aug '21	136.7	142.0	-
Jul '21	136.7	143.1	-
Jun '21	136.7	142.7	-
May '21	136.7	142.0	-
Apr '21	137.1	142.2	-
Mar '21	133.9	138.9	-
Feb '21	129.7	134.8	-
Jan '21	123.4	124.9	-
Dec '20	121.3	124.0	-
Nov '20	115.0	118.1	-
Oct '20	112.4	115.5	-
Sep '20	109.7	112.9	-
Aug '20	109.7	112.9	-
Jul '20	109.7	112.9	-
Jun '20	109.7	112.9	-
May '20	109.7	112.9	-
Apr '20	112.3	115.4	-
Mar '20	127.4	130.5	-
Feb '20	137.8	141.0	-
Jan '20	141.3	144.5	-
Dec '19	143.1	146.2	-
Nov '19	137.8	141.0	-

Residential Heating Fuel Prices — Faro

	Furnace Oil	Arctic Stove Oil	Propane (500-gallon tank cost)
30-Nov-22	217.9	218.8	103.5
16-Nov-22	231.5	233.7	103.4
02-Nov-22	231.5	233.7	102.0
19-Oct-22	238.9	233.3	101.8
05-Oct-22	210.9	218.0	n/a
21-Sep-22	210.9	219.8	n/a
07-Sep-22	203.6	211.0	103.1
24-Aug-22	203.6	211.1	n/a
10-Aug-22	203.6	205.1	103.7
27-Jul-22	225.6	222.0	104.1
13-Jul-22	225.6	227.6	n/a
29-Jun-22	225.6	227.6	n/a
15-Jun-22	n/a	232.3	105.5
01-Jun-22	204.6	209.7	105.1
18-May-22	204.6	209.7	106.2
04-May-22	204.6	209.7	106.2
20-Apr-22	194.1	200.0	131.8
06-Apr-22	194.1	198.4	n/a
23-Mar-22	191.3	197.5	140.3
09-Mar-22	191.3	188.4	141.9
23-Feb-22	156.6	163.9	121.2
09-Feb-22	156.6	163.9	121.2
26-Jan-22	156.6	161.3	119.5
12-Jan-22	148.2	153.8	119.1
29-Dec-21	148.2	155.1	111.4
15-Dec-21	148.2	153.8	n/a
01-Dec-21	148.2	155.5	n/a
17-Nov-21	148.2	155.5	n/a
03-Nov-21	148.2	148.9	n/a
Oct '21	144.0	146.1	120.9
Sep '21	140.9	143.6	112.0
Aug '21	137.7	140.4	105.3
Jul '21	137.7	139.7	106.5
Jun '21	137.8	142.4	101.8
May '21	137.8	141.7	88.7
Apr '21	138.2	141.9	98.3
Mar '21	134.9	137.9	104.9
Feb '21	130.7	135.2	106.2
Jan '21	124.4	126.2	102.0
Dec '20	122.3	125.1	91.6
Nov '20	116.0	119.2	90.1
Oct '20	113.4	116.6	89.1
Sep '20	110.8	113.7	89.7
Aug '20	110.8	111.7	97.5
Jul '20	110.8	113.7	117.6
Jun '20	110.8	113.8	132.6
May '20	110.8	113.7	134.9
Apr '20	113.3	119.2	135.9
Mar '20	128.4	131.4	139.6
Feb '20	138.9	141.9	140.6
Jan '20	142.4	146.3	140.8
Dec '19	144.1	147.1	146.5
Nov '19	138.9	140.7	128.3

Residential Heating Fuel Prices — Haines Junction

	Furnace Oil	Arctic Stove Oil	Propane (500-gallon tank cost)
30-Nov-22	215.8	216.7	103.5
16-Nov-22	229.4	235.0	103.4
02-Nov-22	229.4	235.0	102.0
19-Oct-22	236.8	233.0	101.8
05-Oct-22	208.8	225.1	n/a
21-Sep-22	208.8	225.1	n/a
07-Sep-22	201.5	211.9	103.1
24-Aug-22	201.5	212.2	n/a
10-Aug-22	201.5	210.5	103.7
27-Jul-22	224.6	215.9	104.1
13-Jul-22	223.5	224.3	n/a
29-Jun-22	223.5	224.3	n/a
15-Jun-22	n/a	221.9	105.5
01-Jun-22	202.5	213.8	105.1
18-May-22	202.5	213.8	100.9
04-May-22	202.5	213.8	100.0
20-Apr-22	192.0	197.3	125.2
06-Apr-22	192.0	197.3	n/a
23-Mar-22	189.2	195.9	140.3
09-Mar-22	189.2	195.9	141.9
23-Feb-22	154.5	164.5	121.2
09-Feb-22	154.5	164.5	121.2
26-Jan-22	154.5	160.5	119.5
12-Jan-22	146.1	152.9	119.1
29-Dec-21	146.1	152.9	111.4
15-Dec-21	146.1	152.9	n/a
01-Dec-21	146.1	155.4	n/a
17-Nov-21	146.1	155.4	n/a
03-Nov-21	146.1	145.6	n/a
Oct '21	141.9	143.5	120.9
Sep '21	139.4	142.2	113.6
Aug '21	135.6	140.3	105.3
Jul '21	135.6	141.5	106.5
Jun '21	135.7	140.8	101.8
May '21	135.7	140.3	88.7
Apr '21	136.1	140.5	98.3
Mar '21	132.8	137.2	104.9
Feb '21	128.6	133.1	106.2
Jan '21	122.3	123.3	102.0
Dec '20	120.2	122.4	91.6
Nov '20	113.9	114.7	90.1
Oct '20	111.3	110.1	89.1
Sep '20	108.7	105.8	89.7
Aug '20	108.7	105.8	97.5
Jul '20	108.7	105.8	117.6
Jun '20	108.7	106.2	132.6
May '20	108.7	111.8	134.9
Apr '20	114.9	117.7	135.9
Mar '20	133.7	123.6	139.6
Feb '20	144.1	136.6	140.6
Jan '20	140.3	144.2	140.8
Dec '19	142.0	142.4	146.5
Nov '19	136.8	138.5	128.3

Residential Heating Fuel Prices — Marsh Lake

	Furnace Oil	Arctic Stove Oil	Propane (500 gallon tank cost)
30-Nov-22	214.9	214.7	-
16-Nov-22	228.6	232.9	-
02-Nov-22	228.6	232.9	-
19-Oct-22	235.9	231.0	-
05-Oct-22	208.0	222.9	-
21-Sep-22	208.0	222.9	-
07-Sep-22	200.7	209.8	-
24-Aug-22	200.7	210.1	-
10-Aug-22	200.7	208.4	-
27-Jul-22	223.5	208.4	-
13-Jul-22	223.5	216.8	-
29-Jun-22	223.5	216.8	-
15-Jun-22	n/a	218.6	-
01-Jun-22	201.7	200.7	-
18-May-22	201.7	200.7	-
04-May-22	201.7	200.7	-
20-Apr-22	191.2	195.1	-
06-Apr-22	191.2	193.8	-
23-Mar-22	188.3	193.8	-
09-Mar-22	188.3	193.8	-
23-Feb-22	153.7	162.4	-
09-Feb-22	153.7	162.4	-
26-Jan-22	153.7	158.4	-
12-Jan-22	145.3	150.8	-
29-Dec-21	145.3	150.8	-
15-Dec-21	145.3	150.8	-
01-Dec-21	145.3	153.3	-
17-Nov-21	145.3	153.3	-
03-Nov-21	145.3	143.4	-
Oct '21	141.1	141.3	-
Sep '21	138.0	139.8	-
Aug '21	134.8	138.2	-
Jul '21	134.8	138.3	-
Jun '21	134.8	138.3	-
May '21	134.8	138.2	-
Apr '21	135.2	138.4	-
Mar '21	132.0	135.2	-
Feb '21	127.8	131.0	-
Jan '21	121.5	121.2	-
Dec '20	119.4	120.8	-
Nov '20	113.1	112.7	-
Oct '20	110.5	108.7	-
Sep '20	107.8	103.8	-
Aug '20	107.8	103.8	-
Jul '20	107.8	103.8	-
Jun '20	107.8	104.8	-
May '20	107.8	111.0	-
Apr '20	110.4	111.8	-
Mar '20	125.5	117.9	-
Feb '20	135.9	131.0	-
Jan '20	139.4	142.6	-
Dec '19	141.2	140.4	-
Nov '19	135.9	136.5	-

Residential Heating Fuel Prices — Mayo

	Furnace Oil	Arctic Stove Oil	Propane (500-gallon tank cost)
30-Nov-22	220.2	222.2	103.5
16-Nov-22	232.3	238.0	103.4
02-Nov-22	232.3	238.0	102.0
19-Oct-22	235.9	236.5	101.8
05-Oct-22	213.0	225.6	n/a
21-Sep-22	201.5	217.9	n/a
07-Sep-22	197.8	209.4	103.1
24-Aug-22	197.8	209.5	n/a
10-Aug-22	209.9	216.1	103.7
27-Jul-22	221.0	223.6	104.1
13-Jul-22	220.0	228.4	n/a
29-Jun-22	220.0	228.4	n/a
15-Jun-22	224.6	227.8	105.5
01-Jun-22	215.0	221.4	105.1
18-May-22	209.0	217.4	106.2
04-May-22	192.5	206.4	106.2
20-Apr-22	192.5	196.0	131.8
06-Apr-22	192.5	196.1	n/a
23-Mar-22	191.2	198.3	140.3
09-Mar-22	191.3	198.3	141.9
23-Feb-22	152.1	162.5	121.2
09-Feb-22	152.1	162.5	121.2
26-Jan-22	150.7	158.9	119.5
12-Jan-22	144.4	152.5	119.1
29-Dec-21	148.4	158.5	111.4
15-Dec-21	146.5	153.9	n/a
01-Dec-21	146.5	155.6	n/a
17-Nov-21	145.5	155.0	n/a
03-Nov-21	143.4	147.0	n/a
Oct '21	140.4	145.0	120.9
Sep '21	138.0	143.4	112.0
Aug '21	137.1	144.2	105.3
Jul '21	137.8	148.6	106.5
Jun '21	135.5	142.6	101.8
May '21	136.1	143.5	88.7
Apr '21	135.6	141.8	98.3
Mar '21	131.4	137.9	104.9
Feb '21	127.6	134.0	106.2
Jan '21	121.8	126.2	102.0
Dec '20	118.3	121.8	91.6
Nov '20	109.8	114.9	90.1
Oct '20	113.4	113.5	89.1
Sep '20	110.8	110.5	89.7
Aug '20	110.8	110.5	97.5
Jul '20	110.7	111.0	117.6
Jun '20	111.0	110.7	132.6
May '20	110.4	114.6	134.9
Apr '20	113.3	117.4	135.9
Mar '20	126.6	126.7	139.6
Feb '20	141.2	140.3	140.6
Jan '20	143.4	148.1	140.8
Dec '19	144.7	147.4	146.5
Nov '19	141.1	144.2	128.3

Residential Heating Fuel Prices — Pelly Crossing

	Furnace Oil	Arctic Stove Oil	Propane (500 gallon tank cost)
30-Nov-22	217.0	218.4	-
16-Nov-22	230.7	236.7	-
02-Nov-22	230.7	236.7	-
19-Oct-22	238.0	234.7	-
05-Oct-22	210.9	227.3	-
21-Sep-22	210.9	227.3	-
07-Sep-22	202.8	213.8	-
24-Aug-22	202.8	213.9	-
10-Aug-22	202.8	212.3	-
27-Jul-22	224.8	217.5	-
13-Jul-22	224.8	225.9	-
29-Jun-22	216.9	225.9	-
15-Jun-22	n/a	224.2	-
01-Jun-22	203.8	209.8	-
18-May-22	203.8	209.8	-
04-May-22	203.8	209.8	-
20-Apr-22	193.3	198.9	-
06-Apr-22	193.3	198.9	-
23-Mar-22	190.4	197.5	-
09-Mar-22	190.4	197.5	-
23-Feb-22	155.8	166.1	-
09-Feb-22	155.8	166.1	-
26-Jan-22	155.8	162.2	-
12-Jan-22	147.4	154.7	-
29-Dec-21	147.4	154.7	-
15-Dec-21	147.4	154.7	-
01-Dec-21	147.4	157.2	-
17-Nov-21	147.4	157.2	-
03-Nov-21	147.4	147.4	-
Oct '21	143.2	145.3	-
Sep '21	140.1	143.7	-
Aug '21	136.9	142.1	-
Jul '21	136.9	143.2	-
Jun '21	136.9	142.8	-
May '21	136.9	142.1	-
Apr '21	137.3	142.3	-
Mar '21	134.1	139.0	-
Feb '21	129.9	132.9	-
Jan '21	123.6	125.0	-
Dec '20	121.5	124.0	-
Nov '20	115.2	116.4	-
Oct '20	112.6	111.9	-
Sep '20	109.9	108.0	-
Aug '20	109.9	108.0	-
Jul '20	109.9	108.0	-
Jun '20	109.9	107.9	-
May '20	109.9	113.1	-
Apr '20	112.5	115.7	-
Mar '20	127.6	122.1	-
Feb '20	138.0	135.2	-
Jan '20	141.5	146.1	-
Dec '19	143.3	144.6	-
Nov '19	138.0	141.0	-

Residential Heating Fuel Prices — Ross River

	Furnace Oil	Arctic Stove Oil	Propane (500-gallon tank cost)
30-Nov-22	218.4	222.3	103.5
16-Nov-22	232.1	240.7	103.4
02-Nov-22	232.1	240.7	102.0
19-Oct-22	234.6	238.5	101.8
05-Oct-22	232.3	231.4	n/a
21-Sep-22	226.5	231.4	n/a
07-Sep-22	213.6	218.3	103.1
24-Aug-22	213.7	218.6	n/a
10-Aug-22	215.8	216.3	103.7
27-Jul-22	236.1	224.0	104.1
13-Jul-22	236.1	226.3	n/a
29-Jun-22	229.1	226.3	n/a
15-Jun-22	212.2	218.6	105.5
01-Jun-22	208.4	216.4	105.1
18-May-22	212.0	216.4	106.2
04-May-22	207.9	216.4	106.2
20-Apr-22	202.7	205.5	131.8
06-Apr-22	201.4	205.5	n/a
23-Mar-22	199.9	204.0	140.3
09-Mar-22	191.3	204.0	141.9
23-Feb-22	157.2	172.6	121.3
09-Feb-22	157.2	172.6	121.3
26-Jan-22	161.5	168.7	119.6
12-Jan-22	148.8	158.8	119.2
29-Dec-21	148.8	158.8	111.4
15-Dec-21	157.3	158.8	n/a
01-Dec-21	157.3	161.4	n/a
17-Nov-21	157.3	161.4	n/a
03-Nov-21	148.8	151.5	n/a
Oct '21	147.9	149.4	120.9
Sep '21	146.4	147.9	112.0
Aug '21	146.7	146.3	105.3
Jul '21	148.5	148.8	106.5
Jun '21	147.4	147.9	101.8
May '21	145.1	146.3	88.7
Apr '21	141.7	146.5	98.3
Mar '21	136.5	143.2	104.9
Feb '21	130.3	139.0	106.2
Jan '21	124.7	129.0	102.0
Dec '20	122.9	126.0	91.6
Nov '20	115.3	119.7	90.1
Oct '20	115.3	117.1	89.1
Sep '20	113.4	114.5	89.7
Aug '20	112.4	114.5	97.5
Jul '20	116.2	114.5	117.7
Jun '20	113.4	n/a	132.6
May '20	115.0	n/a	134.9
Apr '20	119.9	n/a	135.9
Mar '20	141.1	132.0	139.6
Feb '20	148.6	142.5	140.6
Jan '20	146.8	146.0	140.8
Dec '19	149.2	147.8	146.5
Nov '19	143.0	142.5	128.3

Residential Heating Fuel Prices — Stewart Crossing

	Furnace Oil	Arctic Stove Oil	Propane (500-gallon tank cost)
30-Nov-22	217.4	220.5	-
16-Nov-22	231.0	234.2	-
02-Nov-22	231.0	234.2	-
19-Oct-22	238.4	241.5	-
05-Oct-22	210.9	213.6	-
21-Sep-22	210.9	213.6	-
07-Sep-22	203.1	206.2	-
24-Aug-22	203.1	206.2	-
10-Aug-22	203.1	206.2	-
27-Jul-22	225.1	228.2	-
13-Jul-22	225.1	228.2	-
29-Jun-22	225.1	228.2	-
15-Jun-22	n/a	n/a	-
01-Jun-22	204.1	207.2	-
18-May-22	204.1	207.2	-
04-May-22	204.1	207.2	-
20-Apr-22	193.6	196.7	-
06-Apr-22	193.6	196.7	-
23-Mar-22	190.8	193.9	-
09-Mar-22	190.8	193.9	-
23-Feb-22	156.1	159.3	-
09-Feb-22	156.1	159.3	-
26-Jan-22	156.1	159.3	-
12-Jan-22	147.7	150.9	-
29-Dec-21	147.7	150.9	-
15-Dec-21	147.7	150.9	-
01-Dec-21	147.7	150.9	-
17-Nov-21	147.7	150.9	-
03-Nov-21	147.7	150.9	-
Oct '21	143.5	146.7	-
Sep '21	140.4	143.6	-
Aug '21	137.2	140.4	-
Jul '21	137.2	140.4	-
Jun '21	137.2	140.4	-
May '21	137.2	140.4	-
Apr '21	137.6	140.8	-
Mar '21	134.4	137.6	-
Feb '21	130.2	133.4	-
Jan '21	123.9	127.1	-
Dec '20	121.8	125.0	-
Nov '20	115.5	118.7	-
Oct '20	112.9	116.1	-
Sep '20	110.3	113.4	-
Aug '20	110.3	113.4	-
Jul '20	110.3	113.4	-
Jun '20	110.3	113.4	-
May '20	110.3	113.4	-
Apr '20	112.8	115.9	-
Mar '20	127.9	131.0	-
Feb '20	138.3	141.5	-
Jan '20	141.8	145.0	-
Dec '19	140.1	143.2	-
Nov '19	138.3	141.5	-

Residential Heating Fuel Prices — Tagish & Teslin

	Tagish		
	Furnace Oil	Arctic Stove Oil	Propane (500-gallon tank cost)
30-Nov-22	214.9	214.7	-
16-Nov-22	228.6	232.9	-
02-Nov-22	229.4	233.4	-
19-Oct-22	235.9	231.0	-
05-Oct-22	208.0	222.9	-
21-Sep-22	208.0	222.9	-
07-Sep-22	200.7	209.8	-
24-Aug-22	200.7	210.1	-
10-Aug-22	200.7	208.4	-
27-Jul-22	223.8	214.3	-
13-Jul-22	223.8	222.7	-
29-Jun-22	223.8	222.7	-
15-Jun-22	n/a	218.6	-
01-Jun-22	202.7	206.6	-
18-May-22	202.7	206.6	-
04-May-22	202.7	206.6	-
20-Apr-22	192.2	195.7	-
06-Apr-22	192.2	195.7	-
23-Mar-22	189.4	194.3	-
09-Mar-22	189.4	194.3	-
23-Feb-22	154.7	162.9	-
09-Feb-22	154.7	162.9	-
26-Jan-22	154.7	158.9	-
12-Jan-22	146.3	151.4	-
29-Dec-21	146.3	151.4	-
15-Dec-21	146.3	151.4	-
01-Dec-21	146.3	153.8	-
17-Nov-21	146.3	153.8	-
03-Nov-21	146.3	143.9	-
Oct '21	142.1	141.8	-
Sep '21	138.5	139.8	-
Aug '21	134.8	138.2	-
Jul '21	134.8	138.3	-
Jun '21	134.8	138.3	-
May '21	134.8	138.2	-
Apr '21	135.2	138.4	-
Mar '21	132.0	135.2	-
Feb '21	127.8	131.0	-
Jan '21	121.5	121.2	-
Dec '20	119.4	120.8	-
Nov '20	113.1	112.7	-
Oct '20	110.5	108.7	-
Sep '20	107.8	103.8	-
Aug '20	107.8	103.8	-
Jul '20	107.8	103.8	-
Jun '20	107.8	104.8	-
May '20	107.8	111.0	-
Apr '20	110.4	112.7	-
Mar '20	125.5	117.9	-
Feb '20	135.9	131.0	-
Jan '20	139.4	142.6	-
Dec '19	141.2	140.4	-
Nov '19	135.9	136.5	-

	Teslin		
	Furnace Oil	Arctic Stove Oil	Propane (500-gallon tank cost)
30-Nov-22	215.8	216.7	103.5
16-Nov-22	229.4	235.0	103.4
02-Nov-22	229.4	235.0	102.0
19-Oct-22	236.8	233	101.8
05-Oct-22	208.8	225.1	n/a
21-Sep-22	208.8	225.1	n/a
07-Sep-22	201.5	211.9	103.1
24-Aug-22	201.5	212.2	n/a
10-Aug-22	201.5	210.5	103.7
27-Jul-22	223.8	216.0	104.1
13-Jul-22	223.8	224.4	n/a
29-Jun-22	223.8	224.4	n/a
15-Jun-22	n/a	221.9	105.5
01-Jun-22	202.8	213.9	105.1
18-May-22	202.8	213.9	106.2
04-May-22	202.8	213.9	106.2
20-Apr-22	192.3	197.4	131.8
06-Apr-22	192.2	197.4	n/a
23-Mar-22	189.4	196.0	140.3
09-Mar-22	189.4	196.0	141.9
23-Feb-22	154.7	164.6	121.2
09-Feb-22	154.7	164.6	121.2
26-Jan-22	154.7	160.6	119.5
12-Jan-22	146.3	152.9	119.1
29-Dec-21	146.3	152.9	111.4
15-Dec-21	146.3	152.9	n/a
01-Dec-21	146.3	155.4	n/a
17-Nov-21	146.3	155.4	n/a
03-Nov-21	146.3	145.6	n/a
Oct '21	141.9	143.5	120.9
Sep '21	138.8	141.9	112.0
Aug '21	135.6	140.3	108.2
Jul '21	135.6	141.5	106.5
Jun '21	135.7	140.8	101.8
May '21	135.7	140.3	88.7
Apr '21	136.1	140.5	98.3
Mar '21	132.8	137.2	104.9
Feb '21	128.6	133.1	106.2
Jan '21	122.3	123.3	102.0
Dec '20	120.2	122.4	91.6
Nov '20	113.9	114.7	90.1
Oct '20	111.3	110.1	89.1
Sep '20	108.7	105.8	89.7
Aug '20	108.7	105.8	97.5
Jul '20	108.7	105.8	117.6
Jun '20	108.7	106.2	132.6
May '20	108.7	111.8	134.9
Apr '20	111.2	114.1	135.9
Mar '20	126.3	119.9	139.6
Feb '20	136.8	133.0	140.6
Jan '20	140.3	144.2	140.8
Dec '19	142.0	142.4	146.5
Nov '19	136.8	138.5	128.3

Residential Heating Fuel Prices — Watson Lake

	Furnace Oil	Arctic Stove Oil	Propane (500-gallon tank cost)
30-Nov-22	218.9	222.5	94.9
16-Nov-22	232.6	241.0	94.9
02-Nov-22	232.6	241.0	93.4
19-Oct-22	239.9	238.8	93.2
05-Oct-22	212.0	231.4	n/a
21-Sep-22	208.8	225.1	n/a
07-Sep-22	201.5	211.9	103.1
24-Aug-22	204.6	218.8	n/a
10-Aug-22	204.6	216.6	95.1
27-Jul-22	226.9	221.9	95.4
13-Jul-22	226.9	230.4	n/a
29-Jun-22	226.9	230.4	n/a
15-Jun-22	n/a	219.7	97.0
01-Jun-22	205.9	214.3	96.5
18-May-22	205.9	214.3	97.6
04-May-22	205.9	214.3	100.0
20-Apr-22	195.4	203.4	121.9
06-Apr-22	195.4	203.4	n/a
23-Mar-22	192.6	202.0	130.3
09-Mar-22	192.6	202.0	131.9
23-Feb-22	157.7	170.6	121.2
09-Feb-22	157.7	170.6	121.2
26-Jan-22	157.7	166.6	119.5
12-Jan-22	149.3	159.0	119.1
29-Dec-21	149.3	159.0	111.4
15-Dec-21	149.3	159.0	n/a
01-Dec-21	149.3	161.7	n/a
17-Nov-21	149.3	161.7	n/a
03-Nov-21	149.3	151.8	n/a

	Furnace Oil	Arctic Stove Oil	Propane (500-gallon tank cost)
Oct '21	145.1	149.7	120.9
Sep '21	142.0	148.1	112.0
Aug '21	138.8	146.5	105.3
Jul '21	138.8	148.8	106.5
Jun '21	138.8	148.0	101.8
May '21	138.8	146.5	88.7
Apr '21	139.3	146.8	98.3
Mar '21	136.0	143.4	104.9
Feb '21	131.8	139.2	106.2
Jan '21	125.5	129.2	102.0

Dec '20	123.4	127.4	91.6
Nov '20	117.1	120.5	90.1
Oct '20	114.5	114.4	89.1
Sep '20	111.8	111.0	89.7
Aug '20	111.8	111.0	97.5
Jul '20	111.8	111.0	117.6
Jun '20	111.8	110.4	132.6
May '20	111.8	115.0	134.9
Apr '20	114.4	118.2	135.9
Mar '20	129.5	125.1	139.6
Feb '20	139.9	138.2	140.6
Jan '20	143.4	148.7	140.8

Dec '19	145.2	147.7	146.5
Nov '19	139.9	143.7	128.3

Next release: December 30, 2022