



## Yukon Fuel Price Survey October 2022

### Retail Motor Fuel Prices in Yukon

	Self-serve			% Change Oct 20, 2021 to Oct 19, 2022		
	regular	premium	diesel	regular	premium	diesel
Whitehorse	200.0	214.2	226.2	29.3%	29.3%	50.1%
Beaver Creek	229.9	244.9	259.9	31.4%	29.0%	48.6%
Burwash Landing	216.9	223.9	235.9	n/a	n/a	n/a
Carcross	219.9	-	229.9	33.4%	-	45.6%
Carmacks	210.9	228.9	234.9	27.1%	29.4%	45.5%
Dawson City	218.1	245.7	232.6	31.6%	36.6%	45.1%
Destruction Bay	206.9	225.9	231.9	20.4%	20.2%	31.8%
Eagle Plains	215.0	-	255.0	25.0%	-	54.5%
Faro	210.9	-	229.9	27.1%	-	39.4%
Haines Junction	208.9	223.9	245.4	30.0%	31.2%	56.1%
Jake's Corner	195.9	210.9	229.9	25.7%	26.4%	48.4%
Mayo	205.6	-	228.5	30.1%	-	52.9%
Pelly Crossing	205.9	219.9	224.9	29.6%	30.2%	46.1%
Ross River	210.9	-	229.9	27.9%	-	48.4%
Stewart Crossing	215.9	230.9	239.9	30.1%	30.5%	45.5%
Teslin	211.9	224.9	231.4	30.9%	31.6%	49.9%
Watson Lake	197.9	222.9	218.9	28.6%	35.2%	43.2%

As of October 19, 2022, average **regular self-serve** gasoline prices ranged from 195.9¢ per litre in Jake's Corner to 229.9¢ per litre in Beaver Creek; a difference of 34.0¢. In communities offering **premium self-serve** gasoline, prices ranged from 210.9¢ in Jake's Corner to 245.7¢ in Dawson City; a difference of 34.8¢. **Diesel self-serve**, prices ranged from 218.9¢ in Watson Lake to 259.9¢ in Beaver Creek; a difference of 41.0¢ per litre.

Comparing October 19, 2022 to October 20, 2021, **regular self-serve** gasoline prices increased in all Yukon communities — the largest percentage increase was in Carcross (33.4%). **Diesel self-serve** prices increased in all Yukon communities — the largest percentage increase was in Haines Junction (56.1%).

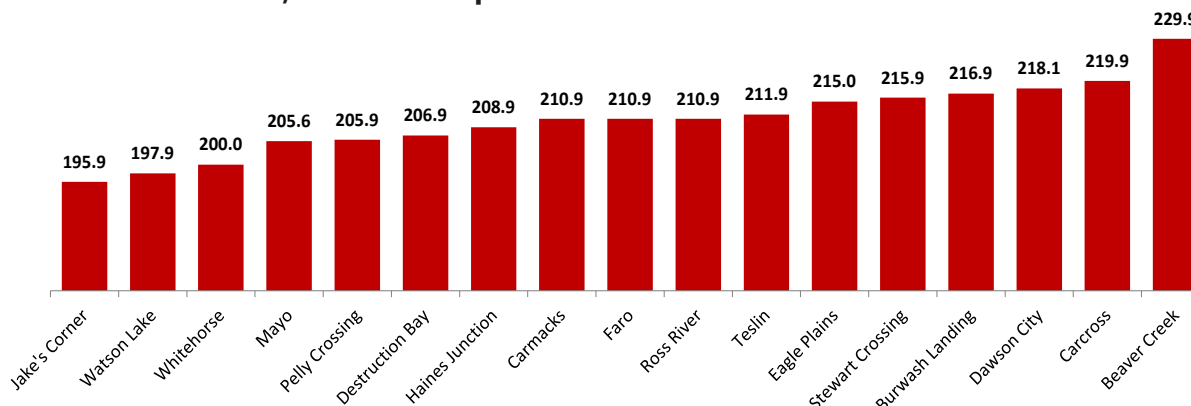
	Full-serve				% Change Oct 20, 2021 to Oct 19, 2022			
	regular	premium	diesel	propane	regular	premium	diesel	propane
Whitehorse	195.9	211.9	229.9	138.0	25.7%	27.7%	48.4%	11.7%
Dawson City	-	-	-	150.0	-	-	-	11.1%
Destruction Bay	-	-	-	186.9	-	-	-	36.5%
Eagle Plains	-	-	-	180.0	-	-	-	25.0%
Teslin	-	-	-	150.0	-	-	-	36.4%
Watson Lake	-	-	-	160.0	-	-	-	33.3%

In communities offering **full-serve propane** fuel services, prices ranged from 138.0¢ per litre in Whitehorse to 186.9¢ per litre in Destruction Bay; a difference of 48.9¢. Year-over-year, prices of full-serve propane increased in all Yukon communities where available – the largest percentage increase was in Destruction Bay (36.5%).

**Notes:**

All prices are Canadian cents per litre, including all applicable taxes.  
 "n/a" indicates this information was not available for the reporting period.  
 "-" indicates this service was not available in this community at this time.

### Average Self-Serve Regular Gasoline Prices October 19, 2022 Cents per Litre

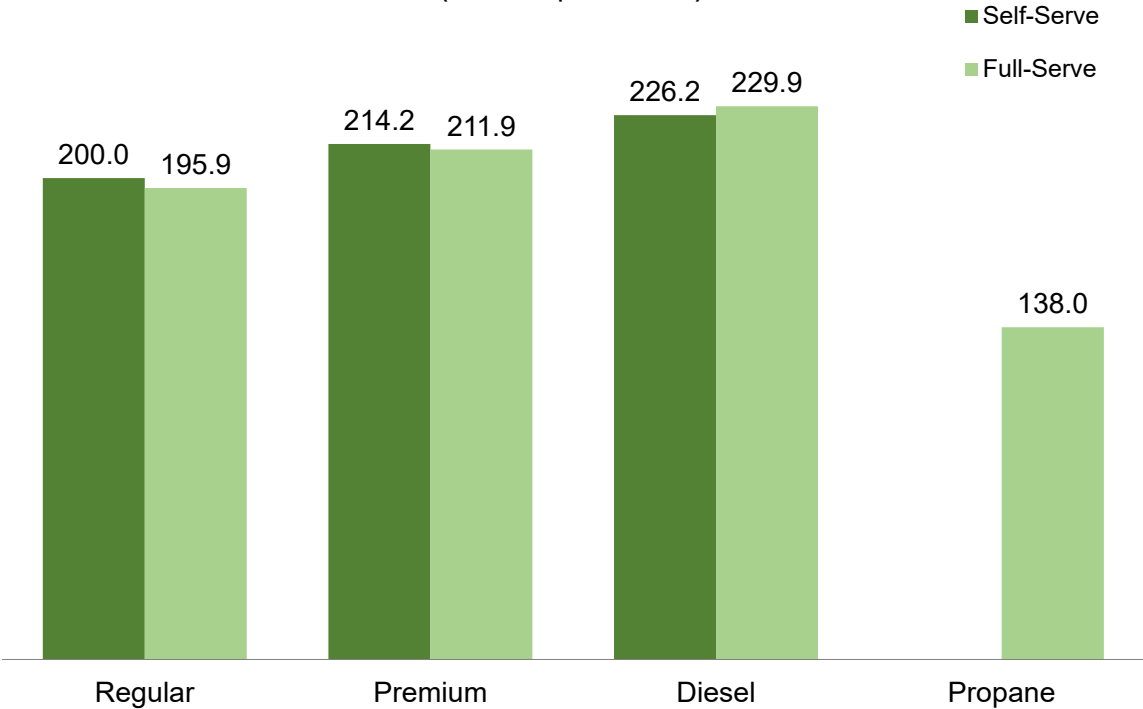


## Retail Motor Fuel Prices — Whitehorse

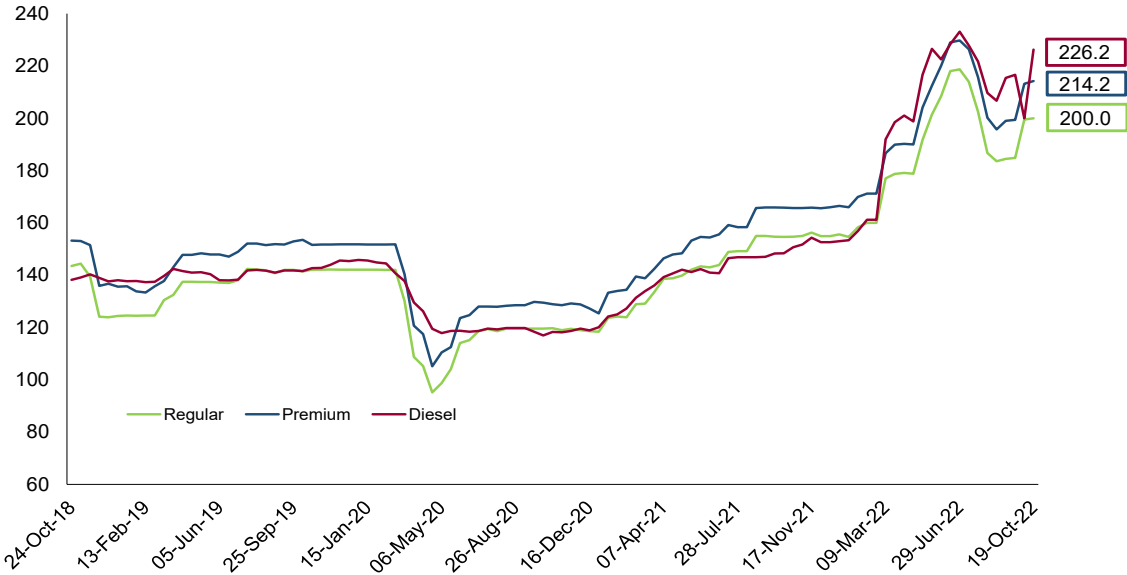
	Self Serve			Full Serve			
	Regular	Premium	Diesel	Regular	Premium	Diesel	Propane
19-Oct-22	200.0	214.2	226.2	195.9	211.9	229.9	138.0
05-Oct-22	199.5	213.2	200.0	201.9	217.9	195.9	139.3
21-Sep-22	184.8	199.4	216.6	185.9	201.9	219.9	137.9
07-Sep-22	184.5	199.0	215.4	181.9	197.9	215.9	138.5
24-Aug-22	183.6	195.7	206.7	181.9	191.9	205.9	144.0
10-Aug-22	186.7	200.2	209.7	185.9	195.9	209.9	141.3
27-Jul-22	202.5	215.7	221.7	185.9	195.9	208.9	142.6
13-Jul-22	213.9	226.4	227.8	203.9	213.9	218.9	140.2
29-Jun-22	218.7	229.7	233.1	219.9	226.9	231.9	142.0
15-Jun-22	218.0	229.0	228.3	215.9	225.9	230.9	142.0
01-Jun-22	208.4	220.0	222.5	205.9	215.9	220.9	138.0
18-May-22	201.4	212.4	226.5	199.9	209.9	224.9	142.0
04-May-22	191.7	204.1	216.6	195.9	205.9	230.9	142.0
20-Apr-22	178.8	190.0	198.8	179.9	189.9	200.9	141.0
06-Apr-22	179.1	190.2	201.0	179.9	189.9	200.9	140.0
23-Mar-22	178.7	189.9	198.5	179.9	189.9	200.9	140.0
09-Mar-22	177.0	186.6	191.9	179.9	189.9	200.9	132.9
23-Feb-22	160.0	171.2	161.2	159.9	169.9	162.9	128.2
09-Feb-22	160.0	171.2	161.2	159.9	169.9	162.9	128.2
26-Jan-22	158.3	169.9	156.9	159.9	169.9	162.9	122.9
12-Jan-22	154.6	166.0	153.4	155.9	165.9	154.9	130.0
29-Dec-21	155.6	166.5	153.0	n/a	n/a	n/a	125.9
15-Dec-21	154.9	166.0	152.6	155.9	165.9	154.9	128.2
01-Dec-21	154.9	165.6	152.6	155.9	165.9	154.9	129.9
17-Nov-21	156.3	165.8	154.3	155.9	165.9	154.9	125.5
03-Nov-21	155.0	165.7	151.7	155.9	165.9	154.9	123.6
20-Oct-21	154.7	165.7	150.7	155.9	165.9	154.9	123.6
06-Oct-21	154.6	165.8	148.4	155.9	165.9	154.9	123.6
Sep '21	154.9	165.9	147.7	155.9	165.9	147.9	117.9
Aug '21	152.1	162.1	146.9	150.4	160.4	144.4	116.4
Jul '21	149.1	158.8	146.7	145.9	155.9	142.9	115.9
Jun '21	143.4	154.9	141.4	144.9	154.9	142.9	113.8
May '21	141.0	150.8	141.7	144.7	154.7	146.9	111.7
Apr '21	138.7	147.2	140.0	137.9	147.9	140.9	109.2
Mar '21	131.3	140.6	135.0	132.4	142.4	137.9	108.9
Feb '21	126.4	137.0	129.4	127.4	137.4	135.4	112.3
Jan '21	124.0	133.7	124.6	124.9	132.4	125.9	110.9
Dec '20	118.7	127.2	119.5	119.9	128.1	119.9	104.9
Nov '20	119.3	128.9	118.5	118.4	127.9	118.4	106.6
Oct '20	119.7	129.2	117.7	118.3	126.9	117.2	104.9
Sep '20	119.6	129.2	119.1	118.2	126.9	118.2	107.7
Aug '20	119.6	128.4	119.8	119.7	129.9	119.7	107.7
Jul '20	119.0	128.0	119.5	119.7	128.4	119.7	104.7
Jun '20	116.0	125.4	118.6	117.3	126.1	119.8	106.5
May '20	101.5	111.5	118.3	103.4	111.2	117.2	103.9
Apr '20	100.3	111.4	122.9	100.9	116.2	123.2	102.2
Mar '20	119.5	130.6	133.7	120.1	135.5	138.4	103.3
Feb '20	142.0	151.8	142.7	142.6	153.2	143.7	106.8
Jan '20	142.1	151.7	145.4	142.6	153.2	145.7	106.8
Dec '19	142.1	151.8	145.5	142.9	153.6	146.9	106.2
Nov '19	142.2	151.7	143.4	142.9	153.4	143.6	104.9
Oct '19	141.8	152.6	142.2	142.9	153.5	142.2	102.9

**Retail Motor Fuel Prices — Whitehorse**

Average Fuel Prices as of October 19, 2022  
(cents per litre)



Average Self-Serve Bi-Weekly Fuel Prices,  
October 2018 - October 2022  
(cents per litre)



## Retail Motor Fuel Prices - Beaver Creek & Burwash Landing

	Beaver Creek Self Serve				Burwash Landing Self Serve		
	Regular	Premium	Diesel		Regular	Premium	Diesel
19-Oct-22	229.9	244.9	259.9	19-Oct-22	216.9	223.9	235.9
05-Oct-22	229.9	244.9	244.9	05-Oct-22	199.0	209.0	209.0
21-Sep-22	217.9	229.9	234.9	21-Sep-22	n/a	n/a	n/a
07-Sep-22	222.4	229.9	234.9	07-Sep-22	n/a	n/a	n/a
24-Aug-22	217.4	222.9	228.9	24-Aug-22	189.0	199.0	209.0
10-Aug-22	217.4	222.9	228.9	10-Aug-22	189.0	199.0	209.0
27-Jul-22	237.9	234.9	244.9	27-Jul-22	n/a	n/a	n/a
13-Jul-22	237.0	259.9	257.0	13-Jul-22	228.9	236.0	242.0
29-Jun-22	239.9	239.9	254.7	29-Jun-22	228.9	236.0	242.0
15-Jun-22	237.4	244.9	247.2	15-Jun-22	n/a	n/a	n/a
1-Jun-22	221.4	239.9	230.4	1-Jun-22	218.9	226.9	242.0
18-May-22	215.9	209.9	244.9	18-May-22	n/a	n/a	n/a
4-May-22	215.9	229.9	244.9	4-May-22	196.0	204.0	216.0
20-Apr-22	215.9	229.9	244.9	20-Apr-22	n/a	n/a	n/a
6-Apr-22	215.9	229.9	244.9	6-Apr-22	186.0	194.0	202.0
23-Mar-22	n/a	n/a	n/a	23-Mar-22	186.0	194.0	202.0
9-Mar-22	n/a	n/a	n/a	9-Mar-22	186.0	194.0	198.0
23-Feb-22	179.9	192.9	184.9	23-Feb-22	164.9	172.9	162.0
9-Feb-22	179.9	192.9	184.9	9-Feb-22	164.9	172.9	162.0
26-Jan-22	n/a	n/a	n/a	26-Jan-22	164.9	172.9	162.0
12-Jan-22	174.9	189.9	174.9	12-Jan-22	162.0	170.0	154.9
29-Dec-21	174.9	189.9	174.9	29-Dec-21	n/a	n/a	n/a
15-Dec-21	174.9	189.9	174.9	15-Dec-21	162.0	170.0	154.9
1-Dec-21	174.9	189.9	174.9	1-Dec-21	162.0	170.0	154.9
17-Nov-21	174.9	189.9	174.9	17-Nov-21	159.9	167.9	149.9
3-Nov-21	174.9	189.9	174.9	3-Nov-21	155.9	167.9	149.9
20-Oct-21	174.9	189.9	174.9	20-Oct-21	n/a	n/a	n/a
6-Oct-21	174.9	189.9	174.9	6-Oct-21	n/a	n/a	n/a
Sep '21	171.2	184.9	173.4	Sep '21	159.9	n/a	161.0
Aug '21	170.7	180.9	171.9	Aug '21	159.9	157.9	149.9
Jul '21	162.4	176.9	171.9	Jul '21	151.9	159.9	146.9
Jun '21	157.6	174.9	169.6	Jun '21	148.9	157.9	145.9
May '21	154.9	174.9	169.9	May '21	145.9	155.9	144.9
Apr '21	154.9	174.9	169.9	Apr '21	150.9	150.9	144.9
Mar '21	147.4	167.4	169.9	Mar '21	122.2	123.2	118.3
Feb '21	139.9	159.9	159.9	Feb '21	129.9	139.9	134.9
Jan '21	139.9	157.4	157.4	Jan '21	124.0	134.0	129.0
Dec '20	147.4	160.4	160.4	Dec '20	n/a	n/a	n/a
Nov '20	149.9	159.9	154.9	Nov '20	126.5	136.8	122.5
Oct '20	147.0	159.0	154.9	Oct '20	126.5	136.8	122.5
Sep '20	147.4	164.0	154.9	Sep '20	n/a	n/a	n/a
Aug '20	149.9	159.9	154.9	Aug '20	125.9	133.1	127.3
Jul '20	149.9	159.9	154.9	Jul '20	127.6	133.1	126.5
Jun '20	146.2	159.9	154.9	Jun '20	115.4	123.4	126.4
May '20	138.5	159.5	154.5	May '20	105.9	113.9	129.9
Apr '20	138.5	164.5	154.5	Apr '20	n/a	n/a	n/a
Mar '20	153.9	169.9	169.9	Mar '20	142.9	152.9	142.9
Feb '20	158.9	169.9	174.9	Feb '20	142.9	n/a	n/a
Jan '20	158.9	169.9	174.9	Jan '20	142.9	152.9	142.9
Dec '19	158.9	169.9	174.9	Dec '19	142.9	152.9	142.9
Nov '19	157.9	169.9	165.9	Nov '19	142.9	152.9	142.9
Oct '19	157.1	169.5	163.8	Oct '19	142.9	152.9	142.9

## Retail Motor Fuel Prices — Carcross & Carmacks

	Carcross Self Serve				Carmarcks Self Serve		
	Regular	Premium	Diesel		Regular	Premium	Diesel
19-Oct-22	219.9	-	229.9	19-Oct-22	210.9	228.9	234.9
05-Oct-22	209.9	-	229.9	05-Oct-22	200.9	223.4	229.9
21-Sep-22	199.9	-	229.9	21-Sep-22	190.9	202.9	227.9
07-Sep-22	199.9	-	229.9	07-Sep-22	190.9	202.9	231.4
24-Aug-22	199.9	-	219.9	24-Aug-22	190.9	202.9	226.4
10-Aug-22	199.9	-	219.9	10-Aug-22	194.4	207.9	228.4
27-Jul-22	214.9	-	229.9	27-Jul-22	209.9	223.9	229.9
13-Jul-22	229.9	-	239.9	13-Jul-22	232.9	250.9	234.9
29-Jun-22	229.9	-	239.9	29-Jun-22	234.9	244.9	239.9
15-Jun-22	229.9	-	239.9	15-Jun-22	224.9	239.9	239.9
1-Jun-22	215.9	-	235.9	1-Jun-22	212.4	222.9	234.9
18-May-22	215.9	-	235.9	18-May-22	205.9	217.9	215.9
4-May-22	199.9	-	219.9	4-May-22	192.9	205.9	214.9
20-Apr-22	189.9	-	205.9	20-Apr-22	184.9	196.9	189.9
6-Apr-22	189.9	-	205.9	6-Apr-22	199.9	211.9	199.9
23-Mar-22	189.9	-	205.9	23-Mar-22	184.9	196.9	189.9
9-Mar-22	185.9	-	199.9	9-Mar-22	194.9	206.9	204.9
23-Feb-22	169.9	-	169.9	23-Feb-22	174.9	184.9	174.9
9-Feb-22	169.9	-	169.9	9-Feb-22	174.9	184.9	174.9
26-Jan-22	169.9	-	169.9	26-Jan-22	169.9	179.9	167.9
12-Jan-22	164.9	-	169.9	12-Jan-22	169.9	171.3	167.9
29-Dec-21	164.9	-	169.9	29-Dec-21	159.9	169.9	154.9
15-Dec-21	164.9	-	169.9	15-Dec-21	169.9	179.9	167.9
1-Dec-21	164.9	-	169.9	1-Dec-21	166.9	179.9	167.9
17-Nov-21	164.9	-	169.9	17-Nov-21	166.9	179.9	167.9
3-Nov-21	164.9	-	169.9	3-Nov-21	166.9	179.9	167.9
20-Oct-21	164.9	-	157.9	20-Oct-21	165.9	176.9	161.4
6-Oct-21	164.9	-	157.9	6-Oct-21	164.9	174.4	154.9
Sep '21	164.9	-	157.9	Sep '21	164.9	174.2	154.9
Aug '21	164.9	-	157.9	Aug '21	162.4	171.2	154.9
Jul '21	159.9	-	157.9	Jul '21	156.2	165.7	151.4
Jun '21	154.9	-	157.9	Jun '21	154.9	164.4	147.9
May '21	151.9	-	153.9	May '21	148.9	158.9	147.9
Apr '21	148.9	-	149.9	Apr '21	146.9	156.9	146.9
Mar '21	146.9	-	147.9	Mar '21	139.9	149.9	142.9
Feb '21	141.9	-	145.4	Feb '21	133.4	143.4	136.9
Jan '21	138.9	-	139.9	Jan '21	126.8	136.6	126.8
Dec '20	135.9	-	135.9	Dec '20	129.9	139.9	119.9
Nov '20	135.9	-	135.9	Nov '20	129.9	139.9	119.9
Oct '20	135.9	-	129.9	Oct '20	129.9	139.9	122.4
Sep '20	129.9	-	135.4	Sep '20	129.8	139.9	124.9
Aug '20	135.9	-	129.9	Aug '20	129.9	139.9	123.5
Jul '20	133.9	-	129.9	Jul '20	129.9	139.9	117.4
Jun '20	130.6	-	129.9	Jun '20	126.2	134.7	119.6
May '20	110.9	-	129.9	May '20	108.9	118.9	121.4
Apr '20	112.9	-	129.9	Apr '20	109.9	122.4	126.9
Mar '20	148.9	-	153.9	Mar '20	138.2	148.2	149.9
Feb '20	152.9	-	157.9	Feb '20	152.9	162.9	159.9
Jan '20	152.9	-	157.9	Jan '20	152.9	162.9	165.9
Dec '19	152.9	-	157.9	Dec '19	152.9	162.9	155.9
Nov '19	152.9	-	157.9	Nov '19	152.9	162.9	155.9
Oct '19	149.9	-	154.9	Oct '19	152.9	162.9	155.9

## Retail Motor Fuel Prices — Dawson City & Destruction Bay

	Dawson City Self Serve			Full Serve		Destruction Bay Self Serve			Full Serve
	Regular	Premium	Diesel	Propane		Regular	Premium	Diesel	Propane
19-Oct-22	218.1	245.7	232.6	150.0	19-Oct-22	206.9	225.9	231.9	186.9
05-Oct-22	212.8	245.7	218.3	150.0	05-Oct-22	206.9	225.9	215.9	186.9
21-Sep-22	200.8	232.2	236.0	150.0	21-Sep-22	179.9	199.9	207.9	189.0
07-Sep-22	203.4	232.2	232.3	149.0	07-Sep-22	179.9	199.9	216.9	186.9
24-Aug-22	204.4	234.5	233.2	n/a	24-Aug-22	186.0	204.9	212.9	190.0
10-Aug-22	225.4	239.9	242.8	149.0	10-Aug-22	178.9	196.9	199.9	186.9
27-Jul-22	235.8	250.8	246.5	150.0	27-Jul-22	195.9	210.9	212.9	186.9
13-Jul-22	242.4	257.4	255.3	150.0	13-Jul-22	213.9	232.9	223.9	190.0
29-Jun-22	237.4	250.9	246.8	149.0	29-Jun-22	234.9	249.9	243.9	186.9
15-Jun-22	231.9	244.9	242.4	150.0	15-Jun-22	235.9	254.9	247.9	n/a
1-Jun-22	210.2	233.9	231.1	n/a	1-Jun-22	222.9	238.9	226.9	186.9
18-May-22	212.7	233.9	237.0	n/a	18-May-22	n/a	n/a	n/a	n/a
4-May-22	199.5	217.9	222.3	n/a	4-May-22	204.9	220.9	236.9	190.0
20-Apr-22	201.6	213.9	212.7	149.9	20-Apr-22	197.9	213.9	213.9	186.9
6-Apr-22	198.6	213.9	213.9	149.9	6-Apr-22	199.9	215.9	209.9	186.9
23-Mar-22	193.4	218.0	209.2	n/a	23-Mar-22	200.9	216.9	216.9	186.9
9-Mar-22	187.1	201.4	201.9	n/a	9-Mar-22	205.9	221.9	239.9	186.9
23-Feb-22	169.9	182.9	169.6	135.0	23-Feb-22	172.9	188.9	183.9	186.9
9-Feb-22	169.9	182.9	169.6	135.0	9-Feb-22	172.9	188.9	183.9	186.9
26-Jan-22	164.7	180.4	165.7	135.0	26-Jan-22	n/a	n/a	n/a	n/a
12-Jan-22	165.1	178.4	165.2	135.0	12-Jan-22	167.9	183.9	173.9	186.9
29-Dec-21	169.9	178.4	172.9	135.0	29-Dec-21	167.9	183.9	168.9	186.9
15-Dec-21	164.6	177.4	165.2	135.0	15-Dec-21	167.9	183.9	168.9	186.9
1-Dec-21	165.9	179.9	165.2	135.0	1-Dec-21	167.9	183.9	175.9	185.0
17-Nov-21	171.1	180.9	169.9	135.0	17-Nov-21	171.9	187.9	175.9	136.9
3-Nov-21	165.7	179.9	160.3	135.0	3-Nov-21	n/a	n/a	n/a	n/a
20-Oct-21	165.7	179.9	160.3	135.0	20-Oct-21	171.9	187.9	175.9	136.9
6-Oct-21	163.6	179.9	160.6	135.0	6-Oct-21	171.9	187.9	175.9	136.9
Sep '21	163.4	178.4	160.0	135.0	Sep '21	163.4	179.4	158.9	136.9
Aug '21	159.3	177.4	157.4	135.0	Aug '21	164.9	180.9	156.9	136.9
Jul '21	160.7	169.9	161.7	135.0	Jul '21	163.9	179.9	154.9	136.9
Jun '21	147.9	163.7	150.4	135.0	Jun '21	157.6	173.6	154.2	136.9
May '21	147.7	162.9	150.2	135.0	May '21	156.4	172.4	156.4	136.9
Apr '21	145.6	159.2	147.8	135.0	Apr '21	150.9	166.9	152.9	136.9
Mar '21	141.2	152.7	144.9	135.0	Mar '21	148.9	164.9	156.9	136.9
Feb '21	133.7	149.6	137.5	135.0	Feb '21	146.9	162.9	153.9	136.9
Jan '21	134.0	149.4	136.0	n/a	Jan '21	n/a	n/a	n/a	n/a
Dec '20	128.9	147.1	130.5	135.0	Dec '20	129.9	145.9	139.9	136.9
Nov '20	131.7	149.9	131.6	135.0	Nov '20	129.9	145.9	131.9	136.9
Oct '20	140.4	149.4	140.2	130.0	Oct '20	131.9	147.9	131.4	136.9
Sep '20	140.4	148.9	139.7	125.0	Sep '20	133.9	149.9	124.9	136.9
Aug '20	140.4	148.9	139.7	125.0	Aug '20	133.9	149.9	124.9	136.9
Jul '20	136.1	148.9	135.4	125.0	Jul '20	133.9	149.9	125.9	136.9
Jun '20	125.1	145.5	128.5	125.0	Jun '20	n/a	n/a	n/a	n/a
May '20	114.6	128.3	127.0	n/a	May '20	n/a	n/a	n/a	n/a
Apr '20	117.9	121.4	144.7	n/a	Apr '20	n/a	n/a	n/a	n/a
Mar '20	143.4	147.3	147.8	n/a	Mar '20	142.9	158.9	150.9	136.9
Feb '20	149.9	156.3	157.8	n/a	Feb '20	142.9	158.9	149.9	136.9
Jan '20	150.7	158.4	164.9	n/a	Jan '20	142.9	158.9	156.9	136.9
Dec '19	152.7	164.5	158.4	135.0	Dec '19	143.9	159.9	162.9	136.9
Nov '19	155.0	164.7	160.5	135.0	Nov '19	141.9	157.9	156.9	136.9
Oct '19	154.0	164.4	153.7	135.0	Oct '19	141.9	157.9	152.9	136.9

## Retail Motor Fuel Prices — Eagle Plains & Faro

	Eagle Plains Self Serve			Full Serve	Faro Self Serve			
	Regular	Premium	Diesel		Regular	Premium	Diesel	
19-Oct-22	215.0	-	255.0	Propane 180.0	19-Oct-22	210.9	-	229.9
05-Oct-22	215.0	-	255.0	180.0	05-Oct-22	205.9	-	219.9
21-Sep-22	n/a	-	n/a	n/a	21-Sep-22	190.9	-	229.9
07-Sep-22	250.0	-	255.0	180.0	07-Sep-22	196.9	-	219.9
24-Aug-22	250.0	-	255.0	180.0	24-Aug-22	196.9	-	219.9
10-Aug-22	250.0	-	255.0	180.0	10-Aug-22	196.9	-	219.9
27-Jul-22	250.0	-	255.0	180.0	27-Jul-22	209.9	-	229.9
13-Jul-22	250.0	-	245.0	180.0	13-Jul-22	229.9	-	234.9
29-Jun-22	250.0	-	240.0	180.0	29-Jun-22	229.9	-	234.9
15-Jun-22	230.0	-	245.0	180.0	15-Jun-22	214.9	-	234.9
1-Jun-22	230.0	-	245.0	180.0	1-Jun-22	214.9	-	234.9
18-May-22	230.0	-	245.0	180.0	18-May-22	212.9	-	240.9
4-May-22	210.0	-	245.0	180.0	4-May-22	199.0	-	224.9
20-Apr-22	n/a	-	n/a	n/a	20-Apr-22	n/a	-	n/a
6-Apr-22	210.0	-	215.0	180.0	6-Apr-22	194.9	-	209.9
23-Mar-22	n/a	-	n/a	n/a	23-Mar-22	194.9	-	209.9
9-Mar-22	n/a	-	n/a	n/a	9-Mar-22	189.9	-	204.9
23-Feb-22	172.0	-	180.0	144.0	23-Feb-22	169.9	-	167.9
9-Feb-22	172.0	-	180.0	144.0	9-Feb-22	169.9	-	167.9
26-Jan-22	172.0	-	175.0	144.0	26-Jan-22	169.9	-	167.9
12-Jan-22	172.0	-	180.0	144.0	12-Jan-22	165.9	-	164.9
29-Dec-21	172.0	-	180.0	144.0	29-Dec-21	n/a	-	n/a
15-Dec-21	172.0	-	170.0	144.0	15-Dec-21	165.9	-	164.9
1-Dec-21	172.0	-	175.0	144.0	1-Dec-21	165.9	-	164.9
17-Nov-21	180.0	-	170.0	145.0	17-Nov-21	165.9	-	164.9
3-Nov-21	172.0	-	165.0	144.0	3-Nov-21	165.9	-	164.9
20-Oct-21	172.0	-	165.0	144.0	20-Oct-21	165.9	-	164.9
6-Oct-21	174.0	-	165.0	144.0	6-Oct-21	165.9	-	164.9
Sep '21	165.0	-	162.5	144.0	Sep '21	165.9	-	156.9
Aug '21	165.9	-	165.0	144.0	Aug '21	165.9	-	156.9
Jul '21	162.5	-	165.0	144.0	Jul '21	159.9	-	156.9
Jun '21	160.0	-	165.0	144.0	Jun '21	154.9	-	152.9
May '21	150.0	-	155.0	144.0	May '21	149.9	-	152.9
Apr '21	150.0	-	150.0	144.0	Apr '21	149.9	-	152.9
Mar '21	145.0	-	147.5	144.0	Mar '21	138.9	-	143.9
Feb '21	140.0	-	145.0	144.0	Feb '21	134.9	-	139.9
Jan '21	142.0	-	142.5	144.0	Jan '21	130.9	-	134.9
Dec '20	142.0	-	140.0	144.0	Dec '20	130.9	-	133.2
Nov '20	140.0	-	145.0	144.0	Nov '20	130.9	-	129.9
Oct '20	140.0	-	145.0	144.0	Oct '20	130.9	-	125.4
Sep '20	140.0	-	145.0	144.0	Sep '20	130.9	-	120.9
Aug '20	140.0	-	142.5	144.0	Aug '20	130.9	-	120.9
Jul '20	140.0	-	145.0	144.0	Jul '20	132.4	-	122.4
Jun '20	155.0	-	145.0	144.0	Jun '20	130.4	-	122.4
May '20	170.0	-	145.0	144.0	May '20	111.4	-	120.9
Apr '20	170.0	-	145.0	144.0	Apr '20	114.9	-	130.9
Mar '20	170.0	-	166.0	144.0	Mar '20	135.9	-	147.9
Feb '20	170.0	-	166.0	144.0	Feb '20	153.9	-	156.9
Jan '20	170.0	-	161.0	142.7	Jan '20	154.9	-	157.9
Dec '19	170.0	-	161.0	142.0	Dec '19	154.6	-	157.6
Nov '19	170.0	-	163.5	142.0	Nov '19	154.3	-	157.3
Oct '19	170.0	-	161.0	144.0	Oct '19	154.3	-	157.3

## Retail Motor Fuel Prices — Haines Junction

	Haines Junction Self Serve		
	Regular	Premium	Diesel
19-Oct-22	208.9	223.9	245.4
05-Oct-22	204.9	223.9	233.9
21-Sep-22	195.2	207.4	228.2
07-Sep-22	198.6	221.7	232.9
24-Aug-22	202.1	222.7	228.9
10-Aug-22	198.1	211.9	225.2
27-Jul-22	218.1	231.9	235.9
13-Jul-22	223.1	237.9	240.7
29-Jun-22	223.1	237.9	240.7
15-Jun-22	223.2	237.9	241.6
1-Jun-22	213.9	223.2	233.2
18-May-22	209.9	220.2	232.7
4-May-22	197.4	211.9	234.7
20-Apr-22	188.4	197.9	210.2
6-Apr-22	185.7	195.0	207.1
23-Mar-22	184.4	193.2	205.7
9-Mar-22	183.2	191.9	200.7
23-Feb-22	163.7	172.9	166.7
9-Feb-22	163.7	172.9	166.7
26-Jan-22	163.2	172.2	163.4
12-Jan-22	160.7	170.6	159.4
29-Dec-21	160.7	170.6	158.4
15-Dec-21	160.7	170.6	158.4
1-Dec-21	161.7	170.9	157.7
17-Nov-21	160.7	170.6	157.2
3-Nov-21	160.7	170.6	157.2
20-Oct-21	160.7	170.6	157.2
6-Oct-21	158.7	168.6	155.1
Sep '21	158.7	168.6	151.2
Aug '21	158.3	168.6	150.0
Jul '21	152.5	163.1	149.7
Jun '21	147.9	158.1	151.8
May '21	145.8	155.6	150.3
Apr '21	144.4	153.2	147.2
Mar '21	135.8	145.8	142.8
Feb '21	131.2	140.7	137.6
Jan '21	127.7	138.2	133.8
Dec '20	123.5	132.1	127.3
Nov '20	123.2	131.6	126.9
Oct '20	123.6	132.4	126.9
Sep '20	122.7	130.9	126.9
Aug '20	122.7	130.9	126.9
Jul '20	122.7	131.6	126.9
Jun '20	118.8	127.5	126.5
May '20	103.9	111.3	126.8
Apr '20	111.2	112.8	134.7
Mar '20	132.3	138.1	144.3
Feb '20	147.3	155.9	150.7
Jan '20	147.0	155.9	150.7
Dec '19	147.6	155.9	149.6
Nov '19	147.6	155.9	148.7
Oct '19	147.3	155.9	147.6



## Retail Motor Fuel Prices — Jake's Corner

	Jake's Corner Self Serve		
	Regular	Premium	Diesel
19-Oct-22	195.9	210.9	229.9
05-Oct-22	195.9	210.9	199.9
21-Sep-22	185.9	200.9	209.9
07-Sep-22	185.9	200.9	209.9
24-Aug-22	185.9	200.9	209.9
10-Aug-22	185.9	200.9	209.9
27-Jul-22	219.9	234.9	234.9
13-Jul-22	219.9	234.9	234.9
29-Jun-22	219.9	234.9	234.9
15-Jun-22	n/a	n/a	n/a
1-Jun-22	209.9	209.9	224.9
18-May-22	204.9	215.9	224.9
4-May-22	189.9	201.9	214.9
20-Apr-22	179.9	190.9	199.9
6-Apr-22	179.9	190.9	199.9
23-Mar-22	179.9	190.9	199.9
9-Mar-22	179.9	190.9	199.9
23-Feb-22	159.9	170.9	162.9
9-Feb-22	159.9	170.9	162.9
26-Jan-22	159.9	170.9	162.9
12-Jan-22	155.9	166.9	154.9
29-Dec-21	155.9	166.9	154.9
15-Dec-21	155.9	166.9	154.9
1-Dec-21	155.9	166.9	154.9
17-Nov-21	155.9	166.9	154.9
3-Nov-21	155.9	166.9	154.9
20-Oct-21	155.9	166.9	154.9
6-Oct-21	155.9	166.9	146.9
Sep '21	155.9	166.9	146.9
Aug '21	155.9	166.9	146.9
Jul '21	149.9	160.9	146.9
Jun '21	144.9	155.9	142.9
May '21	142.4	153.4	145.4
Apr '21	139.9	150.9	142.9
Mar '21	132.4	143.4	137.9
Feb '21	127.4	138.4	130.4
Jan '21	124.9	135.9	125.9
Dec '20	119.9	125.9	119.9
Nov '20	119.9	125.9	119.9
Oct '20	119.9	125.9	119.9
Sep '20	119.9	125.9	119.9
Aug '20	119.9	125.9	119.9
Jul '20	119.9	125.9	119.9
Jun '20	117.4	123.4	119.9
May '20	104.9	114.9	119.9
Apr '20	100.9	n/a	n/a
Mar '20	117.9	n/a	n/a
Feb '20	142.9	153.9	151.9
Jan '20	142.9	153.9	151.9
Dec '19	142.9	153.9	151.9
Nov '19	142.9	153.9	151.9
Oct '19	147.4	154.9	151.9

## Retail Motor Fuel Prices — Mayo

	Mayo Self Serve		
	Regular	Premium	Diesel
19-Oct-22	205.6	-	228.5
05-Oct-22	196.1	-	199.9
21-Sep-22	182.8	-	218.0
07-Sep-22	182.8	-	218.0
24-Aug-22	191.9	-	218.9
10-Aug-22	182.7	-	208.5
27-Jul-22	205.9	-	228.9
13-Jul-22	220.9	-	235.1
29-Jun-22	215.1	-	229.9
15-Jun-22	215.1	-	219.9
1-Jun-22	196.1	-	221.8
18-May-22	200.0	-	228.0
4-May-22	185.6	-	210.4
20-Apr-22	178.0	-	197.1
6-Apr-22	177.1	-	196.1
23-Mar-22	177.1	-	196.1
9-Mar-22	177.1	-	196.1
23-Feb-22	164.9	-	167.9
9-Feb-22	164.9	-	167.9
26-Jan-22	157.1	-	159.9
12-Jan-22	157.1	-	159.9
29-Dec-21	n/a	-	n/a
15-Dec-21	157.1	-	159.9
1-Dec-21	157.1	-	159.9
17-Nov-21	160.9	-	156.9
3-Nov-21	158.0	-	149.4
20-Oct-21	158.0	-	149.4
6-Oct-21	152.9	-	146.6
Sep '21	152.9	-	146.6
Aug '21	152.3	-	150.9
Jul '21	n/a	-	n/a
Jun '21	139.0	-	140.9
May '21	139.0	-	140.9
Apr '21	142.5	-	144.4
Mar '21	138.9	-	140.9
Feb '21	128.8	-	131.7
Jan '21	130.4	-	130.9
Dec '20	124.5	-	124.5
Nov '20	124.9	-	124.9
Oct '20	n/a	-	n/a
Sep '20	n/a	-	n/a
Aug '20	n/a	-	n/a
Jul '20	118.8	-	117.9
Jun '20	114.9	-	121.8
May '20	103.0	-	124.0
Apr '20	n/a	-	n/a
Mar '20	146.6	-	148.1
Feb '20	153.1	-	153.1
Jan '20	149.9	-	147.9
Dec '19	149.9	-	149.4
Nov '19	149.9	-	147.9
Oct '19	142.8	-	140.9

## Retail Motor Fuel Prices — Pelly Crossing & Ross River

	Pelly Crossing Self Serve				Ross River Self Serve		
	Regular	Premium	Diesel		Regular	Premium	Diesel
19-Oct-22	205.9	219.9	224.9	19-Oct-22	210.9	-	229.9
05-Oct-22	190.9	219.9	209.9	05-Oct-22	190.9	-	225.9
21-Sep-22	190.9	219.9	209.9	21-Sep-22	190.9	-	229.9
07-Sep-22	190.9	219.9	209.9	07-Sep-22	190.9	-	225.9
24-Aug-22	n/a	n/a	n/a	24-Aug-22	190.9	-	225.9
10-Aug-22	201.9	219.9	220.9	10-Aug-22	197.9	-	229.9
27-Jul-22	210.0	229.9	229.0	27-Jul-22	219.9	-	234.9
13-Jul-22	224.9	239.9	243.9	13-Jul-22	219.9	-	234.9
29-Jun-22	224.9	239.9	243.9	29-Jun-22	219.9	-	234.9
15-Jun-22	205.0	210.0	212.0	15-Jun-22	204.9	-	216.9
1-Jun-22	205.0	215.0	212.0	1-Jun-22	204.9	-	216.9
18-May-22	205.9	215.9	212.9	18-May-22	201.9	-	208.9
4-May-22	195.9	205.9	202.9	4-May-22	199.5	-	209.9
20-Apr-22	195.0	205.0	202.0	20-Apr-22	199.5	-	209.9
6-Apr-22	n/a	n/a	n/a	6-Apr-22	199.5	-	209.9
23-Mar-22	n/a	n/a	n/a	23-Mar-22	199.5	-	209.9
9-Mar-22	n/a	n/a	n/a	9-Mar-22	n/a	-	n/a
23-Feb-22	n/a	n/a	n/a	23-Feb-22	174.9	-	181.8
9-Feb-22	n/a	n/a	n/a	9-Feb-22	174.9	-	181.8
26-Jan-22	n/a	n/a	n/a	26-Jan-22	169.9	-	167.9
12-Jan-22	158.9	168.9	153.9	12-Jan-22	n/a	-	n/a
29-Dec-21	158.9	168.9	153.9	29-Dec-21	n/a	-	n/a
15-Dec-21	158.9	168.9	153.9	15-Dec-21	169.9	-	167.9
1-Dec-21	153.9	163.9	148.9	1-Dec-21	169.9	-	167.9
17-Nov-21	158.9	168.9	153.9	17-Nov-21	169.9	-	167.9
3-Nov-21	158.9	168.9	153.9	3-Nov-21	164.9	-	167.9
20-Oct-21	158.9	168.9	153.9	20-Oct-21	164.9	-	154.9
6-Oct-21	158.9	168.9	153.9	6-Oct-21	164.9	-	154.9
Sep '21	158.9	168.9	153.9	Sep '21	164.9	-	154.9
Aug '21	157.4	162.9	153.9	Aug '21	159.9	-	154.9
Jul '21	155.9	178.9	150.9	Jul '21	154.9	-	152.9
Jun '21	149.9	162.9	144.9	Jun '21	148.9	-	155.4
May '21	145.9	149.9	149.9	May '21	148.9	-	155.4
Apr '21	145.9	152.9	140.9	Apr '21	139.9	-	141.9
Mar '21	130.9	134.9	125.9	Mar '21	134.9	-	135.9
Feb '21	130.9	137.9	125.9	Feb '21	130.4	-	128.4
Jan '21	130.9	137.9	125.9	Jan '21	129.9	-	126.9
Dec '20	130.9	137.9	125.9	Dec '20	129.9	-	125.9
Nov '20	n/a	n/a	n/a	Nov '20	119.9	-	125.9
Oct '20	130.9	137.9	125.9	Oct '20	124.9	-	122.9
Sep '20	130.9	137.9	125.9	Sep '20	129.9	-	119.9
Aug '20	130.9	137.9	125.9	Aug '20	129.9	-	119.9
Jul '20	132.4	139.9	127.4	Jul '20	132.9	-	129.9
Jun '20	118.4	138.9	113.4	Jun '20	112.2	-	121.9
May '20	105.4	140.9	100.4	May '20	102.9	-	121.9
Apr '20	110.5	140.9	105.5	Apr '20	121.4	-	127.4
Mar '20	146.4	152.4	141.4	Mar '20	148.9	-	152.4
Feb '20	151.9	157.9	146.9	Feb '20	150.9	-	154.4
Jan '20	151.9	157.9	146.9	Jan '20	152.9	-	156.9
Dec '19	151.9	157.9	146.9	Dec '19	152.9	-	156.4
Nov '19	151.9	157.9	146.9	Nov '19	152.9	-	156.4
Oct '19	151.9	157.9	146.9	Oct '19	154.9	-	158.4

## Retail Motor Fuel Prices — Stewart Crossing

	Stewart Crossing Self Serve		
	Regular	Premium	Diesel
19-Oct-22	215.9	230.9	239.9
05-Oct-22	205.9	220.9	209.9
21-Sep-22	195.9	210.9	220.9
07-Sep-22	195.9	210.9	220.9
24-Aug-22	195.9	210.9	220.9
10-Aug-22	195.9	210.9	220.9
27-Jul-22	229.9	244.9	244.9
13-Jul-22	229.9	244.9	244.9
29-Jun-22	229.9	244.9	244.9
15-Jun-22	n/a	n/a	n/a
1-Jun-22	219.9	230.9	234.9
18-May-22	214.9	225.9	234.9
4-May-22	199.9	210.9	224.9
20-Apr-22	189.9	200.9	209.9
6-Apr-22	189.9	200.9	209.9
23-Mar-22	189.9	200.9	209.9
9-Mar-22	189.9	200.9	209.9
23-Feb-22	169.9	180.9	172.9
9-Feb-22	169.9	180.9	172.9
26-Jan-22	169.9	180.9	172.9
12-Jan-22	165.9	176.9	164.9
29-Dec-21	165.9	176.9	164.9
15-Dec-21	165.9	176.9	164.9
1-Dec-21	165.9	176.9	164.9
17-Nov-21	165.9	176.9	164.9
3-Nov-21	165.9	176.9	164.9
20-Oct-21	165.9	176.9	164.9
6-Oct-21	165.9	176.9	156.9
Sep '21	165.9	176.9	156.9
Aug '21	165.9	176.9	156.9
Jul '21	159.9	170.9	156.9
Jun '21	154.9	165.9	152.9
May '21	149.9	160.9	152.9
Apr '21	149.9	160.9	152.9
Mar '21	144.9	155.9	147.9
Feb '21	n/a	n/a	n/a
Jan '21	n/a	n/a	n/a
Dec '20	n/a	n/a	n/a
Nov '20	n/a	n/a	n/a
Oct '20	n/a	n/a	n/a
Sep '20	n/a	n/a	n/a
Aug '20	n/a	n/a	n/a
Jul '20	n/a	n/a	n/a
Jun '20	124.9	130.9	129.9
May '20	n/a	n/a	n/a
Apr '20	n/a	n/a	n/a
Mar '20	n/a	n/a	n/a
Feb '20	152.9	158.9	155.9
Jan '20	152.9	158.9	155.9
Dec '19	152.9	158.9	153.4
Nov '19	152.9	158.9	150.9
Oct '19	152.9	158.9	150.9

## Retail Motor Fuel Prices — Teslin

	Self Serve			Full Serve
	Regular	Premium	Diesel	Propane
19-Oct-22	211.9	224.9	231.4	150.0
05-Oct-22	198.9	210.9	218.9	150.0
21-Sep-22	189.9	200.9	218.9	150.0
07-Sep-22	189.9	200.9	213.9	150.0
24-Aug-22	189.9	200.9	213.9	150.0
10-Aug-22	189.9	200.9	213.9	150.0
27-Jul-22	203.9	214.9	221.9	150.0
13-Jul-22	223.4	234.9	238.4	150.0
29-Jun-22	223.4	234.9	238.4	130.0
15-Jun-22	223.9	234.9	238.9	n/a
1-Jun-22	208.9	220.9	228.4	n/a
18-May-22	208.9	220.9	237.4	125.0
4-May-22	191.9	204.9	217.9	110.0
20-Apr-22	181.9	194.9	201.9	110.0
6-Apr-22	181.9	194.9	201.9	110.0
23-Mar-22	181.9	194.9	201.9	110.0
9-Mar-22	183.9	194.9	203.9	n/a
23-Feb-22	163.9	170.9	166.4	110.0
9-Feb-22	163.9	170.9	166.4	110.0
26-Jan-22	163.9	170.9	162.9	110.0
12-Jan-22	163.9	170.9	158.9	110.0
29-Dec-21	161.9	170.9	158.4	110.0
15-Dec-21	161.9	170.9	158.4	110.0
1-Dec-21	161.9	170.9	158.4	110.0
17-Nov-21	161.9	170.9	158.4	110.0
3-Nov-21	161.9	170.9	158.1	110.0
20-Oct-21	161.9	170.9	154.4	110.0
6-Oct-21	159.9	166.9	150.4	110.0
Sep '21	158.9	166.9	149.4	110.0
Aug '21	158.9	166.9	149.2	110.0
Jul '21	157.2	170.4	146.7	110.0
Jun '21	148.9	160.9	144.4	110.0
May '21	145.9	158.9	145.7	110.0
Apr '21	144.9	156.9	146.9	110.0
Mar '21	135.2	144.9	136.9	110.0
Feb '21	131.4	142.9	132.2	110.0
Jan '21	128.9	139.9	129.9	110.0
Dec '20	123.9	134.6	126.4	110.0
Nov '20	123.9	131.9	123.9	110.0
Oct '20	123.9	131.9	123.9	110.0
Sep '20	123.9	131.9	123.9	110.0
Aug '20	123.9	131.9	123.9	110.0
Jul '20	123.9	131.9	123.9	110.0
Jun '20	115.9	124.6	125.2	110.0
May '20	109.9	119.9	129.9	110.0
Apr '20	109.9	119.9	129.9	110.0
Mar '20	139.7	149.4	145.2	110.0
Feb '20	146.9	156.9	152.4	110.0
Jan '20	146.9	156.9	152.4	110.0
Dec '19	146.9	156.9	152.4	110.0
Nov '19	146.9	156.9	152.4	110.0
Oct '19	146.9	156.9	152.4	110.0

## Retail Motor Fuel Prices — Watson Lake

	Self Serve			Full Serve
	Regular	Premium	Diesel	Propane
19-Oct-22	197.9	222.9	218.9	160.0
05-Oct-22	198.2	215.9	217.4	160.0
21-Sep-22	192.2	207.9	217.4	160.0
07-Sep-22	192.2	207.9	217.4	160.0
24-Aug-22	192.2	207.9	217.4	160.0
10-Aug-22	195.9	212.9	218.4	160.0
27-Jul-22	217.9	219.9	228.4	160.0
13-Jul-22	226.9	235.9	235.4	160.0
29-Jun-22	223.9	232.9	234.9	160.0
15-Jun-22	221.4	232.9	234.9	160.0
1-Jun-22	207.9	219.9	228.9	160.0
18-May-22	195.9	209.9	229.9	160.0
4-May-22	186.9	199.9	212.9	170.0
20-Apr-22	178.9	189.9	195.9	160.0
6-Apr-22	178.9	189.9	195.9	160.0
23-Mar-22	175.9	182.9	195.9	160.0
9-Mar-22	175.9	182.9	195.9	160.0
23-Feb-22	158.9	171.9	160.9	130.0
9-Feb-22	158.9	171.9	160.9	130.0
26-Jan-22	158.9	171.9	160.9	120.0
12-Jan-22	153.9	164.9	155.9	120.0
29-Dec-21	153.9	164.9	152.9	120.0
15-Dec-21	153.9	164.9	152.9	120.0
1-Dec-21	153.9	164.9	152.9	120.0
17-Nov-21	153.9	164.9	152.9	120.0
3-Nov-21	153.9	164.9	152.9	120.0
20-Oct-21	153.9	164.9	152.9	120.0
6-Oct-21	153.4	159.9	151.9	120.0
Sep '21	153.4	159.9	151.9	120.0
Aug '21	152.2	158.1	151.9	120.0
Jul '21	149.2	156.6	150.2	120.0
Jun '21	143.9	151.9	144.9	118.0
May '21	138.4	145.9	141.9	113.9
Apr '21	134.4	144.4	138.4	113.9
Mar '21	130.9	142.9	134.9	121.0
Feb '21	122.9	n/a	125.4	112.9
Jan '21	117.9	124.9	121.4	112.9
Dec '20	113.9	124.2	116.2	112.9
Nov '20	114.4	124.4	115.4	112.9
Oct '20	113.9	123.9	114.9	112.9
Sep '20	121.9	123.9	121.2	112.9
Aug '20	128.4	123.9	127.4	n/a
Jul '20	121.9	123.9	122.4	112.9
Jun '20	119.9	123.9	132.2	112.9
May '20	104.7	109.4	116.4	112.9
Apr '20	101.4	111.0	114.5	112.9
Mar '20	129.4	138.9	131.4	112.9
Feb '20	137.9	146.9	142.4	n/a
Jan '20	139.5	149.9	146.8	112.9
Dec '19	138.6	149.9	144.1	112.9
Nov '19	139.3	149.9	144.3	112.9
Oct '19	143.5	149.9	145.7	112.9

# Residential Fuel Prices in Yukon

## Average Prices as of October 19, 2022

	Residential Heating Fuels			% Change Oct 20, 2021 to Oct 19, 2022		
	Furnace Oil	Arctic Stove Oil	Propane (500 gallon tank)	Furnace Oil	Arctic Stove Oil	Propane (500-gallon tank cost)
Whitehorse	224.2	230.0	96.6	59.9%	62.3%	-10.8%
Beaver Creek	239.9	238.8	-	65.3%	59.5%	N/A
Burwash Landing	237.8	222.9	-	66.3%	52.6%	N/A
Carcross	235.9	231.0	-	67.2%	63.5%	N/A
Carmacks	236.8	233.0	101.8	66.9%	62.4%	-15.8%
Dawson City	240.9	242.4	101.8	60.8%	60.1%	-15.8%
Destruction Bay	237.8	234.6	-	66.3%	61.6%	N/A
Faro	238.9	233.3	101.8	65.9%	59.7%	-15.8%
Haines Junction	236.8	233.0	101.8	66.9%	62.4%	-15.8%
Marsh Lake	235.9	231.0	-	67.2%	63.5%	N/A
Mayo	235.9	236.5	101.8	67.1%	62.4%	-15.8%
Pelly Crossing	238.0	234.7	-	66.2%	61.5%	N/A
Ross River	234.6	238.5	101.8	58.6%	59.6%	-15.8%
Stewart Crossing	238.4	241.5	-	66.1%	64.6%	N/A
Tagish	235.9	231.0	-	66.0%	62.9%	N/A
Teslin	236.8	233.0	101.8	66.9%	62.4%	-15.8%
Watson Lake	239.9	238.8	93.2	65.3%	59.5%	-22.9%

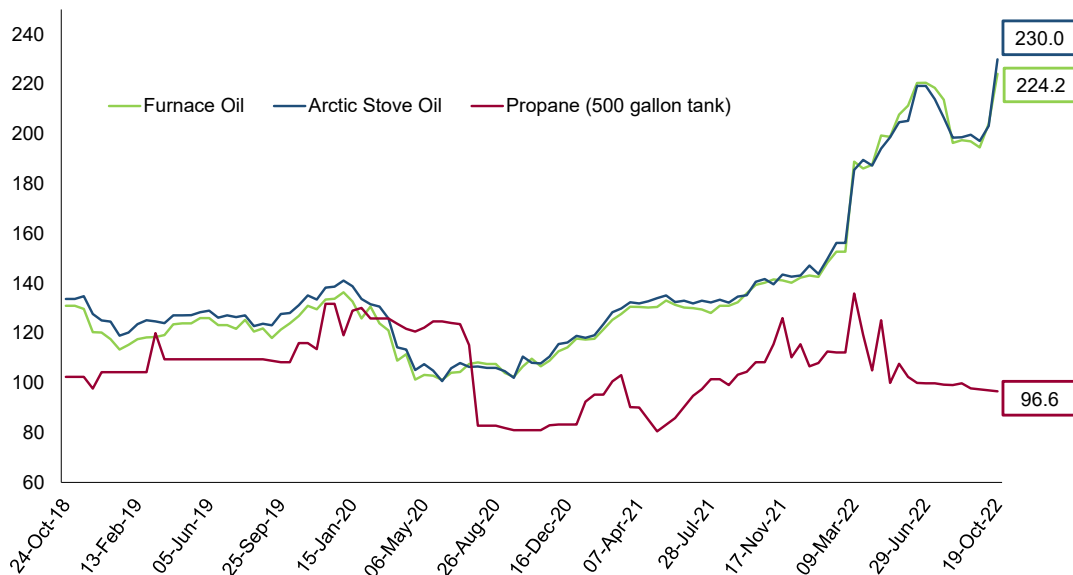
Notes: All prices are Canadian cents per litre, including all applicable taxes.  
 "-" indicates this service was not available in this community at this time.  
 "n/a" indicates this information was not available for the reporting period.

Comparing October 19, 2022 to October 20 2021, furnace oil prices increased in all Yukon communities; the largest percentage increase was in Marsh Lake and Carcross (67.2%).

Arctic stove oil prices increased in all Yukon communities; the largest percentage increase was 64.6% in Stewart Crossing.

Prices of propane (500 gallon tank) decreased in all Yukon communities with data available; the largest percentage decrease was in Watson Lake (22.9%).

Average Residential Bi-weekly Heating Fuel Prices, Whitehorse,  
 October 2018 - October 2022  
 (cents per litre)



## Residential Heating Fuel Prices — Whitehorse

	Furnace Oil	Arctic Stove Oil	Propane (500 gallon tank)
19-Oct-22	224.2	230.0	96.6
05-Oct-22	204.1	203.2	n/a
21-Sep-22	194.6	197.2	n/a
07-Sep-22	197.0	199.7	97.8
24-Aug-22	197.5	198.7	99.8
10-Aug-22	196.4	198.5	99.1
27-Jul-22	213.7	206.5	99.3
13-Jul-22	218.5	214.0	99.8
29-Jun-22	220.6	219.3	99.8
15-Jun-22	220.5	219.3	100.0
01-Jun-22	211.4	205.3	102.4
18-May-22	207.8	204.7	107.7
04-May-22	198.8	198.7	100.0
20-Apr-22	199.4	194.1	125.2
06-Apr-22	187.6	187.3	105.0
23-Mar-22	186.1	189.6	119.3
09-Mar-22	188.9	185.6	135.9
23-Feb-22	152.7	156.2	112.2
09-Feb-22	152.7	156.2	112.2
26-Jan-22	148.3	149.8	112.6
12-Jan-22	142.6	143.8	108.0
29-Dec-21	143.1	147.1	106.7
15-Dec-21	142.3	143.1	115.5
01-Dec-21	140.2	142.7	110.3
17-Nov-21	141.2	143.5	126.0
03-Nov-21	141.6	139.6	115.5
20-Oct-21	140.2	141.7	108.3
06-Oct-21	139.4	140.6	108.3
Sep '21	134.2	135.0	103.9
Aug '21	131.0	132.8	100.3
Jul '21	128.8	132.7	99.5
Jun '21	130.6	132.5	90.4
May '21	131.8	134.6	80.5
Apr '21	130.4	132.4	90.1
Mar '21	129.2	131.2	96.7
Feb '21	123.4	126.0	98.0
Jan '21	117.6	118.6	93.9
Dec '20	114.9	116.9	83.3
Nov '20	107.8	109.2	82.0
Oct '20	108.2	109.4	81.0
Sep '20	103.2	103.4	81.5
Aug '20	107.6	106.0	82.8
Jul '20	107.9	106.5	99.0
Jun '20	103.2	104.9	124.1
May '20	103.1	106.2	123.5
Apr '20	106.4	109.3	121.2
Mar '20	115.0	120.1	124.9
Feb '20	127.3	131.2	125.9
Jan '20	131.7	137.9	126.1
Dec '19	133.7	138.5	131.8
Nov '19	130.3	134.3	114.8
Oct '19	125.4	129.7	112.2



## Residential Heating Fuel Prices — Beaver Creek

	Furnace Oil	Arctic Stove Oil	Propane (500 gallon tank)
19-Oct-22	239.9	238.8	-
05-Oct-22	n/a	n/a	-
21-Sep-22	212.0	231.4	-
07-Sep-22	204.6	218.6	-
24-Aug-22	204.6	218.8	-
10-Aug-22	204.6	216.6	-
27-Jul-22	226.7	221.4	-
13-Jul-22	226.7	229.9	-
29-Jun-22	226.7	229.9	-
15-Jun-22	n/a	230.9	-
01-Jun-22	205.7	213.7	-
18-May-22	205.7	213.7	-
04-May-22	205.7	213.7	-
20-Apr-22	195.2	202.8	-
06-Apr-22	195.2	202.8	-
23-Mar-22	192.3	201.4	-
09-Mar-22	192.3	201.4	-
23-Feb-22	157.7	170.0	-
09-Feb-22	157.7	170.0	-
26-Jan-22	157.7	166.1	-
12-Jan-22	149.3	158.5	-
29-Dec-21	149.3	158.5	-
15-Dec-21	149.3	158.5	-
01-Dec-21	149.3	161.1	-
17-Nov-21	149.3	161.1	-
03-Nov-21	149.3	151.3	-
20-Oct-21	145.1	149.7	-
06-Oct-21	145.1	149.7	-
Sep '21	142.0	148.1	-
Aug '21	138.8	146.5	-
Jul '21	138.8	148.8	-
Jun '21	138.8	148.0	-
May '21	138.8	146.5	-
Apr '21	141.4	147.9	-
Mar '21	140.2	136.0	-
Feb '21	136.0	141.3	-
Jan '21	129.7	131.3	-
Dec '20	127.6	130.1	-
Nov '20	117.1	120.5	-
Oct '20	114.5	118.2	-
Sep '20	111.8	115.0	-
Aug '20	111.8	115.0	-
Jul '20	-	-	-
Jun '20	-	-	-
May '20	-	-	-
Apr '20	-	-	-
Mar '20	130.0	133.1	-
Feb '20	140.4	143.6	-
Jan '20	143.9	147.1	-
Dec '19	145.7	148.8	-
Nov '19	140.4	143.6	-
Oct '19	134.7	137.8	-

## Residential Heating Fuel Prices — Burwash Landing

	Furnace Oil	Arctic Stove Oil	Propane (500 gallon tank)
19-Oct-22	237.8	222.9	-
05-Oct-22	209.9	206.3	-
21-Sep-22	209.9	213.0	-
07-Sep-22	202.5	207.8	-
24-Aug-22	202.5	203.6	-
10-Aug-22	202.5	202.6	-
27-Jul-22	225.1	227.2	-
13-Jul-22	225.1	223.8	-
29-Jun-22	225.1	223.8	-
15-Jun-22	n/a	n/a	-
01-Jun-22	204.1	200.5	-
18-May-22	204.1	206.7	-
04-May-22	204.1	200.5	-
20-Apr-22	193.6	196.2	-
06-Apr-22	193.6	190.0	-
23-Mar-22	190.2	193.8	-
09-Mar-22	190.2	167.6	-
23-Feb-22	155.6	150.2	-
09-Feb-22	155.6	150.2	-
26-Jan-22	155.6	150.2	-
12-Jan-22	147.2	143.4	-
29-Dec-21	147.2	150.3	-
15-Dec-21	147.2	148.7	-
01-Dec-21	147.2	148.7	-
17-Nov-21	147.2	135.5	-
03-Nov-21	147.2	135.5	-
20-Oct-21	143.0	146.1	-
06-Oct-21	143.0	146.1	-
Sep '21	139.9	138.2	-
Aug '21	136.7	135.1	-
Jul '21	136.7	127.7	-
Jun '21	136.7	130.3	-
May '21	136.7	130.3	-
Apr '21	137.1	130.5	-
Mar '21	133.9	130.9	-
Feb '21	129.7	128.5	-
Jan '21	123.4	123.8	-
Dec '20	121.3	124.4	-
Nov '20	115.0	117.5	-
Oct '20	112.4	115.5	-
Sep '20	109.7	112.9	-
Aug '20	109.7	114.2	-
Jul '20	109.7	113.6	-
Jun '20	109.7	113.8	-
May '20	109.7	114.2	-
Apr '20	112.3	115.4	-
Mar '20	127.4	134.5	-
Feb '20	137.8	139.8	-
Jan '20	141.3	141.7	-
Dec '19	143.1	143.5	-
Nov '19	137.8	139.6	-
Oct '19	132.6	135.4	-

## Residential Heating Fuel Prices — Carcross

	Furnace Oil	Arctic Stove Oil	Propane (500 gallon tank)
19-Oct-22	235.9	231.0	-
05-Oct-22	208.0	222.9	-
21-Sep-22	208.0	222.9	-
07-Sep-22	200.7	215.8	-
24-Aug-22	200.7	216.3	-
10-Aug-22	200.7	212.9	-
27-Jul-22	222.7	213.6	-
13-Jul-22	222.7	222.1	-
29-Jun-22	222.7	222.1	-
15-Jun-22	n/a	207.3	-
01-Jun-22	201.7	206.0	-
18-May-22	201.7	206.0	-
04-May-22	201.7	206.0	-
20-Apr-22	191.2	195.1	-
06-Apr-22	191.2	195.1	-
23-Mar-22	188.3	193.7	-
09-Mar-22	188.3	193.7	-
23-Feb-22	153.7	162.4	-
09-Feb-22	153.7	162.4	-
26-Jan-22	153.7	158.4	-
12-Jan-22	145.3	150.8	-
29-Dec-21	145.3	150.8	-
15-Dec-21	145.3	150.8	-
01-Dec-21	145.3	153.3	-
17-Nov-21	145.3	153.3	-
03-Nov-21	145.3	143.4	-
20-Oct-21	141.1	141.3	-
06-Oct-21	141.1	141.3	-
Sep '21	138.0	139.8	-
Aug '21	134.8	138.2	-
Jul '21	134.8	138.3	-
Jun '21	134.8	138.3	-
May '21	134.8	138.2	-
Apr '21	135.2	138.4	-
Mar '21	132.0	135.2	-
Feb '21	127.8	131.0	-
Jan '21	121.5	121.2	-
Dec '20	119.4	120.8	-
Nov '20	113.1	112.7	-
Oct '20	110.5	108.7	-
Sep '20	107.8	103.8	-
Aug '20	107.8	103.8	-
Jul '20	107.8	103.8	-
Jun '20	107.8	104.4	-
May '20	107.8	111.0	-
Apr '20	110.4	112.6	-
Mar '20	125.5	117.9	-
Feb '20	135.9	131.0	-
Jan '20	139.4	142.6	-
Dec '19	141.2	140.4	-
Nov '19	135.9	136.5	-
Oct '19	130.7	133.8	-

## Residential Heating Fuel Prices — Carmacks

	Furnace Oil	Arctic Stove Oil	Propane (500 gallon tank)
19-Oct-22	236.8	233.0	101.8
05-Oct-22	208.8	225.1	n/a
21-Sep-22	208.8	224.7	n/a
07-Sep-22	201.5	212.0	103.1
24-Aug-22	201.5	221.9	n/a
10-Aug-22	201.5	221.9	103.7
27-Jul-22	223.5	221.9	104.1
13-Jul-22	223.5	221.9	n/a
29-Jun-22	223.5	221.9	n/a
15-Jun-22	n/a	221.9	105.5
01-Jun-22	202.5	213.8	105.1
18-May-22	202.5	213.8	106.2
04-May-22	202.5	213.8	106.2
20-Apr-22	192.0	197.3	131.8
06-Apr-22	192.0	197.3	n/a
23-Mar-22	189.2	195.9	140.3
09-Mar-22	189.2	195.9	141.9
23-Feb-22	154.5	164.5	121.2
09-Feb-22	154.5	164.5	121.2
26-Jan-22	154.5	160.5	119.5
12-Jan-22	146.1	152.9	119.1
29-Dec-21	146.1	152.9	111.4
15-Dec-21	146.1	152.9	n/a
01-Dec-21	146.1	155.4	n/a
17-Nov-21	146.1	155.4	n/a
03-Nov-21	146.1	145.6	n/a
20-Oct-21	141.9	143.5	120.9
06-Oct-21	141.9	143.5	120.9
Sep '21	138.8	141.9	112.0
Aug '21	135.6	140.3	105.3
Jul '21	135.6	141.1	106.5
Jun '21	135.7	140.8	101.8
May '21	135.7	140.3	88.7
Apr '21	136.1	140.5	98.3
Mar '21	132.8	137.2	104.9
Feb '21	128.6	133.1	106.2
Jan '21	122.3	123.3	102.0
Dec '20	120.2	122.4	91.6
Nov '20	113.9	114.7	90.1
Oct '20	111.3	110.1	89.1
Sep '20	108.7	105.8	89.7
Aug '20	108.7	105.8	97.5
Jul '20	108.7	105.8	110.5
Jun '20	108.7	106.0	132.3
May '20	108.7	111.8	134.9
Apr '20	111.5	114.3	135.9
Mar '20	126.8	120.1	139.6
Feb '20	137.3	133.2	140.6
Jan '20	140.8	144.5	140.8
Dec '19	142.5	142.7	146.5
Nov '19	136.8	138.5	128.3
Oct '19	131.5	134.7	127.0

## Residential Heating Fuel Prices — Dawson City

	Furnace Oil	Arctic Stove Oil	Propane (500 gallon tank)
19-Oct-22	240.9	242.4	101.8
05-Oct-22	215.9	219.5	n/a
21-Sep-22	206.4	208.0	n/a
07-Sep-22	202.8	204.3	103.1
24-Aug-22	197.5	199.0	n/a
10-Aug-22	214.7	216.3	103.7
27-Jul-22	231.3	232.8	104.1
13-Jul-22	230.0	231.5	n/a
29-Jun-22	230.0	231.5	n/a
15-Jun-22	233.1	233.1	105.5
01-Jun-22	225.3	226.8	105.1
18-May-22	219.5	221.0	106.2
04-May-22	202.4	204.0	106.2
20-Apr-22	197.2	198.7	131.8
06-Apr-22	197.2	198.7	n/a
23-Mar-22	196.1	197.5	140.3
09-Mar-22	196.1	197.5	141.9
23-Feb-22	161.0	162.6	121.2
09-Feb-22	161.0	162.6	121.2
26-Jan-22	159.2	160.8	119.5
12-Jan-22	152.9	154.5	119.1
29-Dec-21	149.6	152.7	111.4
15-Dec-21	155.0	156.6	n/a
01-Dec-21	155.0	156.6	n/a
17-Nov-21	154.0	155.6	n/a
03-Nov-21	151.9	153.5	n/a
20-Oct-21	149.8	151.4	120.9
06-Oct-21	143.4	144.9	120.9
Sep '21	141.8	143.4	112.0
Aug '21	140.2	141.8	105.3
Jul '21	139.0	142.2	106.5
Jun '21	140.7	141.7	101.8
May '21	139.7	142.0	88.7
Apr '21	140.5	142.1	98.3
Mar '21	135.3	136.8	104.9
Feb '21	131.5	133.1	106.2
Jan '21	125.5	127.1	102.0
Dec '20	121.5	123.1	91.6
Nov '20	114.5	117.0	90.1
Oct '20	114.8	117.9	89.1
Sep '20	112.1	115.2	89.7
Aug '20	112.1	115.2	97.5
Jul '20	112.8	115.7	110.5
Jun '20	110.0	112.6	132.3
May '20	110.6	114.5	134.9
Apr '20	117.9	117.9	135.9
Mar '20	126.9	129.1	139.6
Feb '20	140.1	142.7	140.6
Jan '20	143.7	146.8	140.8
Dec '19	143.6	146.6	146.5
Nov '19	140.0	142.9	128.3
Oct '19	134.6	137.3	127.0

## Residential Heating Fuel Prices — Destruction Bay

	Furnace Oil	Arctic Stove Oil	Propane (500 gallon tank)
19-Oct-22	237.8	234.6	-
05-Oct-22	209.9	226.8	-
21-Sep-22	209.9	226.8	-
07-Sep-22	202.5	213.7	-
24-Aug-22	202.5	213.8	-
10-Aug-22	202.5	212.2	-
27-Jul-22	225.1	217.5	-
13-Jul-22	225.1	225.9	-
29-Jun-22	225.1	225.9	-
15-Jun-22	n/a	224.2	-
01-Jun-22	204.1	209.8	-
18-May-22	204.1	209.8	-
04-May-22	204.1	209.8	-
20-Apr-22	193.6	198.9	-
06-Apr-22	193.6	198.9	-
23-Mar-22	190.2	197.5	-
09-Mar-22	190.2	197.5	-
23-Feb-22	155.6	166.1	-
09-Feb-22	155.6	166.1	-
26-Jan-22	155.6	162.2	-
12-Jan-22	147.2	154.6	-
29-Dec-21	147.2	154.6	-
15-Dec-21	147.2	154.6	-
01-Dec-21	147.2	157.1	-
17-Nov-21	147.2	157.1	-
03-Nov-21	147.2	147.3	-
20-Oct-21	143.0	145.2	-
06-Oct-21	143.0	145.2	-
Sep '21	139.9	143.6	-
Aug '21	136.7	142.0	-
Jul '21	136.7	143.1	-
Jun '21	136.7	142.7	-
May '21	136.7	142.0	-
Apr '21	137.1	142.2	-
Mar '21	133.9	138.9	-
Feb '21	129.7	134.8	-
Jan '21	123.4	124.9	-
Dec '20	121.3	124.0	-
Nov '20	115.0	118.1	-
Oct '20	112.4	115.5	-
Sep '20	109.7	112.9	-
Aug '20	109.7	112.9	-
Jul '20	109.7	112.9	-
Jun '20	109.7	112.9	-
May '20	109.7	112.9	-
Apr '20	112.3	115.4	-
Mar '20	127.4	130.5	-
Feb '20	137.8	141.0	-
Jan '20	141.3	144.5	-
Dec '19	143.1	146.2	-
Nov '19	137.8	141.0	-
Oct '19	132.6	135.7	-

## Residential Heating Fuel Prices — Faro

	Furnace Oil	Arctic Stove Oil	Propane (500 gallon tank)
19-Oct-22	238.9	233.3	101.8
05-Oct-22	210.9	218.0	n/a
21-Sep-22	210.9	219.8	n/a
07-Sep-22	203.6	211.0	103.1
24-Aug-22	203.6	211.1	n/a
10-Aug-22	203.6	205.1	103.7
27-Jul-22	225.6	222.0	104.1
13-Jul-22	225.6	227.6	n/a
29-Jun-22	225.6	227.6	n/a
15-Jun-22	n/a	232.3	105.5
01-Jun-22	204.6	209.7	105.1
18-May-22	204.6	209.7	106.2
04-May-22	204.6	209.7	106.2
20-Apr-22	194.1	200.0	131.8
06-Apr-22	194.1	198.4	n/a
23-Mar-22	191.3	197.5	140.3
09-Mar-22	191.3	188.4	141.9
23-Feb-22	156.6	163.9	121.2
09-Feb-22	156.6	163.9	121.2
26-Jan-22	156.6	161.3	119.5
12-Jan-22	148.2	153.8	119.1
29-Dec-21	148.2	155.1	111.4
15-Dec-21	148.2	153.8	n/a
01-Dec-21	148.2	155.5	n/a
17-Nov-21	148.2	155.5	n/a
03-Nov-21	148.2	148.9	n/a
20-Oct-21	144.0	146.1	120.9
06-Oct-21	144.0	146.1	120.9
Sep '21	140.9	143.6	112.0
Aug '21	137.7	140.4	105.3
Jul '21	137.7	139.7	106.5
Jun '21	137.8	142.4	101.8
May '21	137.8	141.7	88.7
Apr '21	138.2	141.9	98.3
Mar '21	134.9	137.9	104.9
Feb '21	130.7	135.2	106.2
Jan '21	124.4	126.2	102.0
Dec '20	122.3	125.1	91.6
Nov '20	116.0	119.2	90.1
Oct '20	113.4	116.6	89.1
Sep '20	110.8	113.7	89.7
Aug '20	110.8	111.7	97.5
Jul '20	110.8	113.7	110.5
Jun '20	110.8	113.8	132.3
May '20	110.8	113.7	134.9
Apr '20	113.3	119.2	135.9
Mar '20	128.4	131.4	139.6
Feb '20	138.9	141.9	140.6
Jan '20	142.4	146.3	140.8
Dec '19	144.1	147.1	146.5
Nov '19	138.9	140.7	128.3
Oct '19	133.6	131.8	127.0

## Residential Heating Fuel Prices — Haines Junction

	Furnace Oil	Arctic Stove Oil	Propane (500 gallon tank)
19-Oct-22	236.8	233.0	101.8
05-Oct-22	208.8	225.1	n/a
21-Sep-22	208.8	225.1	n/a
07-Sep-22	201.5	211.9	103.1
24-Aug-22	201.5	212.2	n/a
10-Aug-22	201.5	210.5	103.7
27-Jul-22	224.6	215.9	104.1
13-Jul-22	223.5	224.3	n/a
29-Jun-22	223.5	224.3	n/a
15-Jun-22	n/a	221.9	105.5
01-Jun-22	202.5	213.8	105.1
18-May-22	202.5	213.8	100.9
04-May-22	202.5	213.8	100.0
20-Apr-22	192.0	197.3	125.2
06-Apr-22	192.0	197.3	n/a
23-Mar-22	189.2	195.9	140.3
09-Mar-22	189.2	195.9	141.9
23-Feb-22	154.5	164.5	121.2
09-Feb-22	154.5	164.5	121.2
26-Jan-22	154.5	160.5	119.5
12-Jan-22	146.1	152.9	119.1
29-Dec-21	146.1	152.9	111.4
15-Dec-21	146.1	152.9	n/a
01-Dec-21	146.1	155.4	n/a
17-Nov-21	146.1	155.4	n/a
03-Nov-21	146.1	145.6	n/a
20-Oct-21	141.9	143.5	120.9
06-Oct-21	141.9	143.5	120.9
Sep '21	138.8	141.9	112.0
Aug '21	135.6	140.3	105.3
Jul '21	135.6	141.5	106.5
Jun '21	135.7	140.8	101.8
May '21	135.7	140.3	88.7
Apr '21	136.1	140.5	98.3
Mar '21	132.8	137.2	104.9
Feb '21	128.6	133.1	106.2
Jan '21	122.3	123.3	102.0
Dec '20	120.2	122.4	91.6
Nov '20	113.9	114.7	90.1
Oct '20	111.3	110.1	89.1
Sep '20	108.7	105.8	89.7
Aug '20	108.7	105.8	97.5
Jul '20	108.7	105.8	110.5
Jun '20	108.7	106.0	132.3
May '20	108.7	111.8	134.9
Apr '20	114.9	117.7	135.9
Mar '20	133.7	123.6	139.6
Feb '20	144.1	136.6	140.6
Jan '20	140.3	144.2	140.8
Dec '19	142.0	142.4	146.5
Nov '19	136.8	138.5	128.3
Oct '19	131.5	134.7	127.0



## Residential Heating Fuel Prices — Marsh Lake

	Furnace Oil	Arctic Stove Oil	Propane (500 gallon tank)
19-Oct-22	235.9	231.0	-
05-Oct-22	208.0	222.9	-
21-Sep-22	208.0	222.9	-
07-Sep-22	200.7	209.8	-
24-Aug-22	200.7	210.1	-
10-Aug-22	200.7	208.4	-
27-Jul-22	223.5	208.4	-
13-Jul-22	223.5	216.8	-
29-Jun-22	223.5	216.8	-
15-Jun-22	n/a	218.6	-
01-Jun-22	201.7	200.7	-
18-May-22	201.7	200.7	-
04-May-22	201.7	200.7	-
20-Apr-22	191.2	195.1	-
06-Apr-22	191.2	193.8	-
23-Mar-22	188.3	193.8	-
09-Mar-22	188.3	193.8	-
23-Feb-22	153.7	162.4	-
09-Feb-22	153.7	162.4	-
26-Jan-22	153.7	158.4	-
12-Jan-22	145.3	150.8	-
29-Dec-21	145.3	150.8	-
15-Dec-21	145.3	150.8	-
01-Dec-21	145.3	153.3	-
17-Nov-21	145.3	153.3	-
03-Nov-21	145.3	143.4	-
20-Oct-21	141.1	141.3	-
06-Oct-21	141.1	141.3	-
Sep '21	138.0	139.8	-
Aug '21	134.8	138.2	-
Jul '21	134.8	138.3	-
Jun '21	134.8	138.3	-
May '21	134.8	138.2	-
Apr '21	135.2	138.4	-
Mar '21	132.0	135.2	-
Feb '21	127.8	131.0	-
Jan '21	121.5	121.2	-
Dec '20	119.4	120.8	-
Nov '20	113.1	112.7	-
Oct '20	110.5	108.7	-
Sep '20	107.8	103.8	-
Aug '20	107.8	103.8	-
Jul '20	107.8	103.8	-
Jun '20	107.8	104.4	-
May '20	107.8	111.0	-
Apr '20	110.4	111.8	-
Mar '20	125.5	117.9	-
Feb '20	135.9	131.0	-
Jan '20	139.4	142.6	-
Dec '19	141.2	140.4	-
Nov '19	135.9	136.5	-
Oct '19	130.7	133.8	-

## Residential Heating Fuel Prices — Mayo

	Furnace Oil	Arctic Stove Oil	Propane (500 gallon tank)
19-Oct-22	235.9	236.5	101.8
05-Oct-22	213.0	225.6	n/a
21-Sep-22	201.5	217.9	n/a
07-Sep-22	197.8	209.4	103.1
24-Aug-22	197.8	209.5	n/a
10-Aug-22	209.9	216.1	103.7
27-Jul-22	221.0	223.6	104.1
13-Jul-22	220.0	228.4	n/a
29-Jun-22	220.0	228.4	n/a
15-Jun-22	224.6	227.8	105.5
01-Jun-22	215.0	221.4	105.1
18-May-22	209.0	217.4	106.2
04-May-22	192.5	206.4	106.2
20-Apr-22	192.5	196.0	131.8
06-Apr-22	192.5	196.1	n/a
23-Mar-22	191.2	198.3	140.3
09-Mar-22	191.3	198.3	141.9
23-Feb-22	152.1	162.5	121.2
09-Feb-22	152.1	162.5	121.2
26-Jan-22	150.7	158.9	119.5
12-Jan-22	144.4	152.5	119.1
29-Dec-21	148.4	158.5	111.4
15-Dec-21	146.5	153.9	n/a
01-Dec-21	146.5	155.6	n/a
17-Nov-21	145.5	155.0	n/a
03-Nov-21	143.4	147.0	n/a
20-Oct-21	141.2	145.6	120.9
06-Oct-21	139.5	144.4	120.9
Sep '21	138.0	143.4	112.0
Aug '21	137.1	144.2	105.3
Jul '21	137.8	148.6	106.5
Jun '21	135.5	142.6	101.8
May '21	136.1	143.5	88.7
Apr '21	135.6	141.8	98.3
Mar '21	131.4	137.9	104.9
Feb '21	127.6	134.0	106.2
Jan '21	121.8	126.2	102.0
Dec '20	118.3	121.8	91.6
Nov '20	109.8	114.9	90.1
Oct '20	113.4	113.5	89.1
Sep '20	110.8	110.5	89.7
Aug '20	110.8	110.5	97.5
Jul '20	110.6	110.8	110.5
Jun '20	111.0	110.9	132.3
May '20	110.4	114.6	134.9
Apr '20	113.3	117.4	135.9
Mar '20	126.6	126.7	139.6
Feb '20	141.2	140.3	140.6
Jan '20	143.4	148.1	140.8
Dec '19	144.7	147.4	146.5
Nov '19	141.1	144.2	128.3
Oct '19	136.7	139.8	127.0

## Residential Heating Fuel Prices — Pelly Crossing

	Furnace Oil	Arctic Stove Oil	Propane (500 gallon tank)
19-Oct-22	238.0	234.7	-
05-Oct-22	210.9	227.3	-
21-Sep-22	210.9	227.3	-
07-Sep-22	202.8	213.8	-
24-Aug-22	202.8	213.9	-
10-Aug-22	202.8	212.3	-
27-Jul-22	224.8	217.5	-
13-Jul-22	224.8	225.9	-
29-Jun-22	216.9	225.9	-
15-Jun-22	n/a	224.2	-
01-Jun-22	203.8	209.8	-
18-May-22	203.8	209.8	-
04-May-22	203.8	209.8	-
20-Apr-22	193.3	198.9	-
06-Apr-22	193.3	198.9	-
23-Mar-22	190.4	197.5	-
09-Mar-22	190.4	197.5	-
23-Feb-22	155.8	166.1	-
09-Feb-22	155.8	166.1	-
26-Jan-22	155.8	162.2	-
12-Jan-22	147.4	154.7	-
29-Dec-21	147.4	154.7	-
15-Dec-21	147.4	154.7	-
01-Dec-21	147.4	157.2	-
17-Nov-21	147.4	157.2	-
03-Nov-21	147.4	147.4	-
20-Oct-21	143.2	145.3	-
06-Oct-21	143.2	145.3	-
Sep '21	140.1	143.7	-
Aug '21	136.9	142.1	-
Jul '21	136.9	143.2	-
Jun '21	136.9	142.8	-
May '21	136.9	142.1	-
Apr '21	137.3	142.3	-
Mar '21	134.1	139.0	-
Feb '21	129.9	132.9	-
Jan '21	123.6	125.0	-
Dec '20	121.5	124.0	-
Nov '20	115.2	116.4	-
Oct '20	112.6	111.9	-
Sep '20	109.9	108.0	-
Aug '20	109.9	108.0	-
Jul '20	109.9	108.0	-
Jun '20	109.9	107.9	-
May '20	109.9	113.1	-
Apr '20	112.5	115.7	-
Mar '20	127.6	122.1	-
Feb '20	138.0	135.2	-
Jan '20	141.5	146.1	-
Dec '19	143.3	144.6	-
Nov '19	138.0	141.0	-
Oct '19	132.8	135.9	-

## Residential Heating Fuel Prices — Ross River

	Furnace Oil	Arctic Stove Oil	Propane (500 gallon tank)
19-Oct-22	234.6	238.5	101.8
05-Oct-22	232.3	231.4	n/a
21-Sep-22	226.5	231.4	n/a
07-Sep-22	213.6	218.3	103.1
24-Aug-22	213.7	218.6	n/a
10-Aug-22	215.8	216.3	103.7
27-Jul-22	236.1	224.0	104.1
13-Jul-22	236.1	226.3	n/a
29-Jun-22	229.1	226.3	n/a
15-Jun-22	212.2	218.6	105.5
01-Jun-22	208.4	216.4	105.1
18-May-22	212.0	216.4	106.2
04-May-22	207.9	216.4	106.2
20-Apr-22	202.7	205.5	131.8
06-Apr-22	201.4	205.5	n/a
23-Mar-22	199.9	204.0	140.3
09-Mar-22	191.3	204.0	141.9
23-Feb-22	157.2	172.6	121.3
09-Feb-22	157.2	172.6	121.3
26-Jan-22	161.5	168.7	119.6
12-Jan-22	148.8	158.8	119.2
29-Dec-21	148.8	158.8	111.4
15-Dec-21	157.3	158.8	n/a
01-Dec-21	157.3	161.4	n/a
17-Nov-21	157.3	161.4	n/a
03-Nov-21	148.8	151.5	n/a
20-Oct-21	147.9	149.4	120.9
06-Oct-21	147.9	149.4	120.9
Sep '21	146.4	147.9	112.0
Aug '21	146.7	146.3	105.3
Jul '21	148.5	148.8	106.5
Jun '21	147.4	147.9	101.8
May '21	145.1	146.3	88.7
Apr '21	141.7	146.5	98.3
Mar '21	136.5	143.2	104.9
Feb '21	130.3	139.0	106.2
Jan '21	124.7	129.0	102.0
Dec '20	122.9	126.0	91.6
Nov '20	115.3	119.7	90.1
Oct '20	115.3	117.1	89.1
Sep '20	113.4	114.5	89.7
Aug '20	112.4	114.5	97.5
Jul '20	118.7	114.5	110.7
Jun '20	112.7	-	132.3
May '20	115.0	-	134.9
Apr '20	119.9	-	135.9
Mar '20	141.1	132.0	139.6
Feb '20	148.6	142.5	140.6
Jan '20	146.8	146.0	140.8
Dec '19	149.2	147.8	146.5
Nov '19	143.0	142.5	128.3
Oct '19	150.4	137.3	127.0

## Residential Heating Fuel Prices — Stewart Crossing

	Furnace Oil	Arctic Stove Oil	Propane (500 gallon tank)
19-Oct-22	238.4	241.5	-
05-Oct-22	210.9	213.6	-
21-Sep-22	210.9	213.6	-
07-Sep-22	203.1	206.2	-
24-Aug-22	203.1	206.2	-
10-Aug-22	203.1	206.2	-
27-Jul-22	225.1	228.2	-
13-Jul-22	225.1	228.2	-
29-Jun-22	225.1	228.2	-
15-Jun-22	n/a	n/a	-
01-Jun-22	204.1	207.2	-
18-May-22	204.1	207.2	-
04-May-22	204.1	207.2	-
20-Apr-22	193.6	196.7	-
06-Apr-22	193.6	196.7	-
23-Mar-22	190.8	193.9	-
09-Mar-22	190.8	193.9	-
23-Feb-22	156.1	159.3	-
09-Feb-22	156.1	159.3	-
26-Jan-22	156.1	159.3	-
12-Jan-22	147.7	150.9	-
29-Dec-21	147.7	150.9	-
15-Dec-21	147.7	150.9	-
01-Dec-21	147.7	150.9	-
17-Nov-21	147.7	150.9	-
03-Nov-21	147.7	150.9	-
20-Oct-21	143.5	146.7	-
06-Oct-21	143.5	146.7	-
Sep '21	140.4	143.6	-
Aug '21	137.2	140.4	-
Jul '21	137.2	140.4	-
Jun '21	137.2	140.4	-
May '21	137.2	140.4	-
Apr '21	137.6	140.8	-
Mar '21	134.4	137.6	-
Feb '21	130.2	133.4	-
Jan '21	123.9	127.1	-
Dec '20	121.8	125.0	-
Nov '20	115.5	118.7	-
Oct '20	112.9	116.1	-
Sep '20	110.3	113.4	-
Aug '20	110.3	113.4	-
Jul '20	110.3	113.4	-
Jun '20	110.3	113.4	-
May '20	110.3	113.4	-
Apr '20	112.8	115.9	-
Mar '20	127.9	131.0	-
Feb '20	138.3	141.5	-
Jan '20	141.8	145.0	-
Dec '19	143.6	146.7	-
Nov '19	138.3	141.5	-
Oct '19	131.1	136.2	-

## Residential Heating Fuel Prices — Tagish & Teslin

	Tagish				Teslin		
	Furnace Oil	Arctic Stove Oil	Propane (500 gallon tank)		Furnace Oil	Arctic Stove Oil	Propane (500 gallon tank)
19-Oct-22	235.9	231.0	-	19-Oct-22	236.8	233.0	101.8
05-Oct-22	208.0	222.9	-	05-Oct-22	208.8	225.1	n/a
21-Sep-22	208.0	222.9	-	21-Sep-22	208.8	225.1	n/a
07-Sep-22	200.7	209.8	-	07-Sep-22	201.5	211.9	103.1
24-Aug-22	200.7	210.1	-	24-Aug-22	201.5	212.2	n/a
10-Aug-22	200.7	208.4	-	10-Aug-22	201.5	210.5	103.7
27-Jul-22	223.8	214.3	-	27-Jul-22	223.8	216.0	104.1
13-Jul-22	223.8	222.7	-	13-Jul-22	223.8	224.4	n/a
29-Jun-22	223.8	222.7	-	29-Jun-22	223.8	224.4	n/a
15-Jun-22	n/a	218.6	-	15-Jun-22	n/a	221.9	105.5
01-Jun-22	202.7	206.6	-	01-Jun-22	202.8	213.9	105.1
18-May-22	202.7	206.6	-	18-May-22	202.8	213.9	106.2
04-May-22	202.7	206.6	-	04-May-22	202.8	213.9	106.2
20-Apr-22	192.2	195.7	-	20-Apr-22	192.3	197.4	131.8
06-Apr-22	192.2	195.7	-	06-Apr-22	192.2	197.4	n/a
23-Mar-22	189.4	194.3	-	23-Mar-22	189.4	196.0	140.3
09-Mar-22	189.4	194.3	-	09-Mar-22	189.4	196.0	141.9
23-Feb-22	154.7	162.9	-	23-Feb-22	154.7	164.6	121.2
09-Feb-22	154.7	162.9	-	09-Feb-22	154.7	164.6	121.2
26-Jan-22	154.7	158.9	-	26-Jan-22	154.7	160.6	119.5
12-Jan-22	146.3	151.4	-	12-Jan-22	146.3	152.9	119.1
29-Dec-21	146.3	151.4	-	29-Dec-21	146.3	152.9	111.4
15-Dec-21	146.3	151.4	-	15-Dec-21	146.3	152.9	n/a
01-Dec-21	146.3	153.8	-	01-Dec-21	146.3	155.4	n/a
17-Nov-21	146.3	153.8	-	17-Nov-21	146.3	155.4	n/a
03-Nov-21	146.3	143.9	-	03-Nov-21	146.3	145.6	n/a
20-Oct-21	142.1	141.8	-	20-Oct-21	141.9	143.5	120.9
06-Oct-21	142.1	141.8	-	06-Oct-21	141.9	143.5	120.9
Sep '21	138.5	139.8	-	Sep '21	138.8	141.9	112.0
Aug '21	134.8	138.2	-	Aug '21	135.6	140.3	105.3
Jul '21	134.8	138.3	-	Jul '21	135.6	141.5	106.5
Jun '21	134.8	138.3	-	Jun '21	135.7	140.8	101.8
May '21	134.8	138.2	-	May '21	135.7	140.3	88.7
Apr '21	135.2	138.4	-	Apr '21	136.1	140.5	98.3
Mar '21	132.0	135.2	-	Mar '21	132.8	137.2	104.9
Feb '21	127.8	131.0	-	Feb '21	128.6	133.1	106.2
Jan '21	121.5	121.2	-	Jan '21	122.3	123.3	102.0
Dec '20	119.4	120.8	-	Dec '20	120.2	122.4	91.6
Nov '20	113.1	112.7	-	Nov '20	113.9	114.7	90.1
Oct '20	110.5	108.7	-	Oct '20	111.3	110.1	89.1
Sep '20	107.8	103.8	-	Sep '20	108.7	105.8	89.7
Aug '20	107.8	103.8	-	Aug '20	108.7	105.8	97.5
Jul '20	107.8	103.8	-	Jul '20	108.7	105.8	110.5
Jun '20	107.8	104.4	-	Jun '20	108.7	106.0	132.3
May '20	107.8	111.0	-	May '20	108.7	111.8	134.9
Apr '20	110.4	112.7	-	Apr '20	111.2	114.1	135.9
Mar '20	125.5	117.9	-	Mar '20	126.3	119.9	139.6
Feb '20	135.9	131.0	-	Feb '20	136.8	133.0	140.6
Jan '20	139.4	142.6	-	Jan '20	140.3	144.2	140.8
Dec '19	141.2	140.4	-	Dec '19	142.0	142.4	146.5
Nov '19	135.9	136.5	-	Nov '19	136.8	138.5	128.3
Oct '19	130.7	133.8	-	Oct '19	131.5	134.7	127.0

## Residential Heating Fuel Prices — Watson Lake

	Furnace Oil	Arctic Stove Oil	Propane (500 gallon tank)
19-Oct-22	239.9	238.8	93.2
05-Oct-22	212.0	231.4	n/a
21-Sep-22	212.0	231.4	n/a
07-Sep-22	204.6	218.6	94.5
24-Aug-22	204.6	218.8	n/a
10-Aug-22	204.6	216.6	95.1
27-Jul-22	226.9	221.9	95.4
13-Jul-22	226.9	230.4	n/a
29-Jun-22	226.9	230.4	n/a
15-Jun-22	n/a	219.7	97.0
01-Jun-22	205.9	214.3	96.5
18-May-22	205.9	214.3	97.6
04-May-22	205.9	214.3	100.0
20-Apr-22	195.4	203.4	121.9
06-Apr-22	195.4	203.4	n/a
23-Mar-22	192.6	202.0	130.3
09-Mar-22	192.6	202.0	131.9
23-Feb-22	157.7	170.6	121.2
09-Feb-22	157.7	170.6	121.2
26-Jan-22	157.7	166.6	119.5
12-Jan-22	149.3	159.0	119.1
29-Dec-21	149.3	159.0	111.4
15-Dec-21	149.3	159.0	n/a
01-Dec-21	149.3	161.7	n/a
17-Nov-21	149.3	161.7	n/a
03-Nov-21	149.3	151.8	n/a
20-Oct-21	145.1	149.7	120.9
06-Oct-21	145.1	149.7	120.9

Sep '21	142.0	148.1	112.0
Aug '21	138.8	146.5	105.3
Jul '21	138.8	148.8	106.5
Jun '21	138.8	148.0	101.8
May '21	138.8	146.5	88.7
Apr '21	139.3	146.8	98.3
Mar '21	136.0	143.4	104.9
Feb '21	131.8	139.2	106.2
Jan '21	125.5	129.2	102.0

Dec '20	123.4	127.4	91.6
Nov '20	117.1	120.5	90.1
Oct '20	114.5	114.4	89.1
Sep '20	111.8	111.0	89.7
Aug '20	111.8	111.0	97.5
Jul '20	111.8	111.0	110.5
Jun '20	111.8	110.6	132.3
May '20	111.8	115.0	134.9
Apr '20	114.4	118.2	135.9
Mar '20	129.5	125.1	139.6
Feb '20	139.9	138.2	140.6
Jan '20	143.4	148.7	140.8

Dec '19	145.2	147.7	146.5
Nov '19	139.9	143.7	128.3
Oct '19	134.7	137.8	127.0

Next release: December 2, 2022