



Yukon Fuel Price Survey September 2022

Retail Motor Fuel Prices in Yukon

	Self-serve			% Change Sep 22, 2021 to Sep 21, 2022		
	regular	premium	diesel	regular	premium	diesel
Whitehorse	184.8	199.4	216.6	19.5%	20.2%	46.1%
Beaver Creek	217.9	229.9	234.9	28.3%	24.3%	34.3%
Burwash Landing	n/a	n/a	n/a	n/a	n/a	n/a
Carcross	199.9	-	229.9	21.2%	-	45.6%
Carmacks	190.9	202.9	227.9	15.8%	16.7%	47.1%
Dawson City	200.8	232.2	236.0	22.7%	29.8%	46.9%
Destruction Bay	179.9	199.9	207.9	9.8%	11.1%	30.0%
Eagle Plains	n/a	-	n/a	n/a	-	n/a
Faro	190.9	-	229.9	15.1%	-	46.5%
Haines Junction	195.2	207.4	228.2	23.0%	23.0%	49.9%
Jake's Corner	185.9	200.9	209.9	19.2%	20.4%	42.9%
Mayo	182.8	-	218.0	19.6%	-	48.7%
Pelly Crossing	190.9	219.9	209.9	20.1%	30.2%	36.4%
Ross River	190.9	-	229.9	15.8%	-	48.4%
Stewart Crossing	195.9	210.9	220.9	18.1%	19.2%	40.8%
Teslin	189.9	200.9	218.9	19.5%	20.4%	46.5%
Watson Lake	192.2	207.9	217.4	25.3%	30.0%	43.1%

As of September 21, 2022, average **regular self-serve** gasoline prices ranged from 179.9¢ per litre in Destruction Bay to 217.9¢ per litre in Beaver Creek; a difference of 38.0¢. In communities offering **premium self-serve** gasoline, prices ranged from 199.4¢ in Whitehorse to 232.2¢ in Dawson City; a difference of 32.8¢. **Diesel self-serve**, prices ranged from 207.9¢ in Destruction Bay to 236.0¢ in Dawson City; a difference of 28.1¢ per litre.

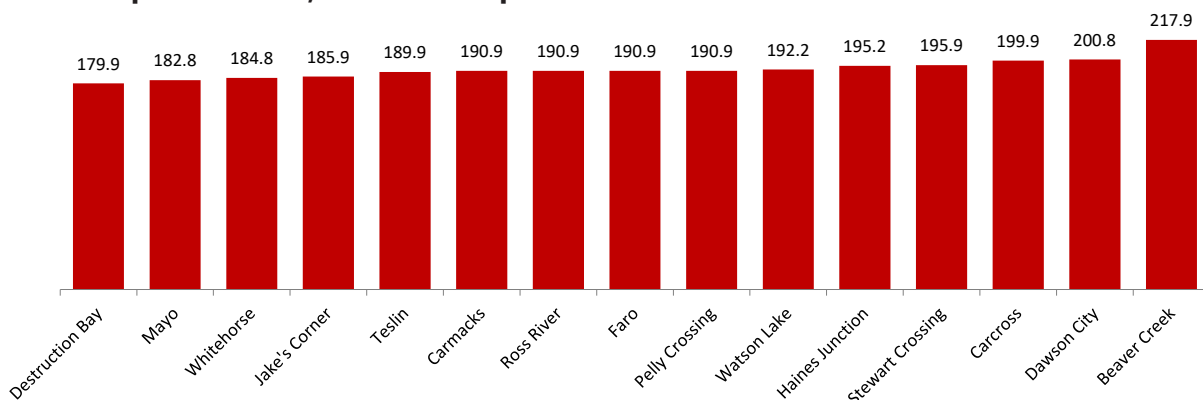
Comparing September 21, 2022 to September 21, 2021, **regular self-serve** gasoline prices increased in all Yukon communities — the largest percentage increase was in Beaver Creek (28.3%). **Diesel self-serve** prices increased in all Yukon communities — the largest percentage increase was in Haines Junction (49.9%).

	Full-serve				% Change Sep 22, 2021 to Sep 21, 2022			
	regular	premium	diesel	propane	regular	premium	diesel	propane
Whitehorse	185.9	201.9	219.9	137.9	19.2%	21.7%	48.7%	16.0%
Dawson City	-	-	-	150.0	-	-	-	11.1%
Destruction Bay	-	-	-	189.0	-	-	-	38.1%
Eagle Plains	-	-	-	n/a	-	-	-	n/a
Teslin	-	-	-	150.0	-	-	-	36.4%
Watson Lake	-	-	-	160.0	-	-	-	33.3%

In communities offering **full-serve propane** fuel services, prices ranged from 137.9¢ per litre in Whitehorse to 189.0¢ per litre in Destruction Bay; a difference of 51.1¢. Year-over-year, prices of full-serve propane increased in all Yukon communities where available – the largest percentage increase was in Destruction Bay (38.1%).

Notes:
All prices are Canadian cents per litre, including all applicable taxes.
"n/a" indicates this information was not available for the reporting period.
"-" indicates this service was not available in this community at this time.

Average Self-Serve Regular Gasoline Prices September 22, 2022 Cents per Litre



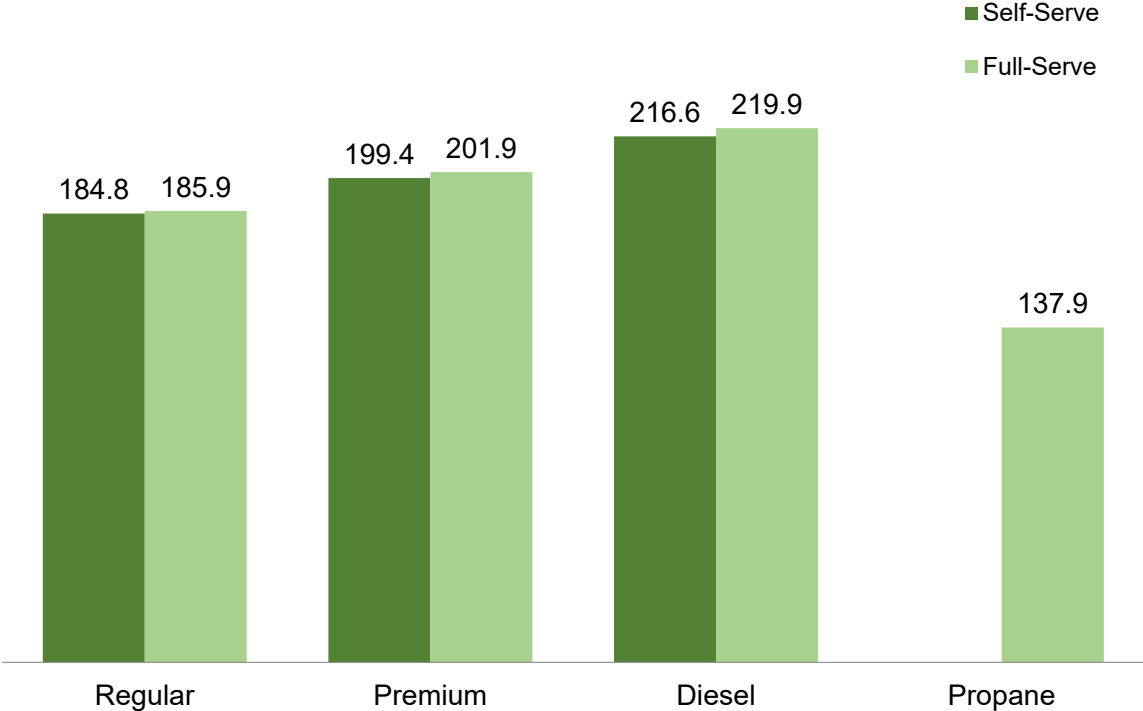
The price for Burwash Landing and Eagle Plains were unavailable.

Retail Motor Fuel Prices — Whitehorse

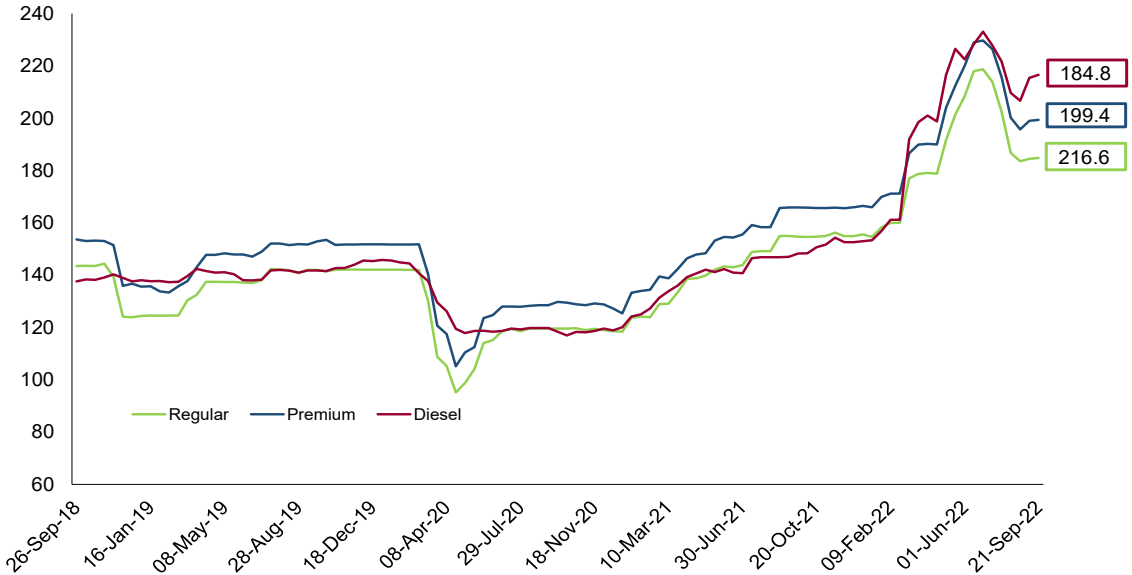
	Self Serve			Full Serve			
	Regular	Premium	Diesel	Regular	Premium	Diesel	Propane
21-Sep-22	184.8	199.4	216.6	185.9	201.9	219.9	137.9
07-Sep-22	184.5	199.0	215.4	181.9	197.9	215.9	138.5
24-Aug-22	183.6	195.7	206.7	181.9	191.9	205.9	144.0
10-Aug-22	186.7	200.2	209.7	185.9	195.9	209.9	141.3
27-Jul-22	202.5	215.7	221.7	185.9	195.9	208.9	142.6
13-Jul-22	213.9	226.4	227.8	203.9	213.9	218.9	140.2
29-Jun-22	218.7	229.7	233.1	219.9	226.9	231.9	142.0
15-Jun-22	218.0	229.0	228.3	215.9	225.9	230.9	142.0
01-Jun-22	208.4	220.0	222.5	205.9	215.9	220.9	138.0
18-May-22	201.4	212.4	226.5	199.9	209.9	224.9	142.0
04-May-22	191.7	204.1	216.6	195.9	205.9	230.9	142.0
20-Apr-22	178.8	190.0	198.8	179.9	189.9	200.9	141.0
06-Apr-22	179.1	190.2	201.0	179.9	189.9	200.9	140.0
23-Mar-22	178.7	189.9	198.5	179.9	189.9	200.9	140.0
09-Mar-22	177.0	186.6	191.9	179.9	189.9	200.9	132.9
23-Feb-22	160.0	171.2	161.2	159.9	169.9	162.9	128.2
09-Feb-22	160.0	171.2	161.2	159.9	169.9	162.9	128.2
26-Jan-22	158.3	169.9	156.9	159.9	169.9	162.9	122.9
12-Jan-22	154.6	166.0	153.4	155.9	165.9	154.9	130.0
29-Dec-21	155.6	166.5	153.0	n/a	n/a	n/a	125.9
15-Dec-21	154.9	166.0	152.6	155.9	165.9	154.9	128.2
01-Dec-21	154.9	165.6	152.6	155.9	165.9	154.9	129.9
17-Nov-21	156.3	165.8	154.3	155.9	165.9	154.9	125.5
03-Nov-21	155.0	165.7	151.7	155.9	165.9	154.9	123.6
20-Oct-21	154.7	165.7	150.7	155.9	165.9	154.9	123.6
06-Oct-21	154.6	165.8	148.4	155.9	165.9	154.9	123.6
22-Sep-21	154.7	165.9	148.3	155.9	165.9	147.9	118.9
08-Sep-21	155.0	165.9	147.0	155.9	165.9	147.9	116.9
Aug '21	152.1	162.1	146.9	150.4	160.4	144.4	116.4
Jul '21	149.1	158.8	146.7	145.9	155.9	142.9	115.9
Jun '21	143.4	154.9	141.4	144.9	154.9	142.9	113.8
May '21	141.0	150.8	141.7	144.7	154.7	146.9	111.7
Apr '21	138.7	147.2	140.0	137.9	147.9	140.9	109.2
Mar '21	131.3	140.6	135.0	132.4	142.4	137.9	108.9
Feb '21	126.4	137.0	129.4	127.4	137.4	135.4	112.3
Jan '21	124.0	133.7	124.6	124.9	132.4	125.9	110.9
Dec '20	118.7	127.2	119.5	119.9	128.1	119.9	104.9
Nov '20	119.3	128.9	118.5	118.4	127.9	118.4	106.6
Oct '20	119.7	129.2	117.7	118.3	126.9	117.2	104.9
Sep '20	119.6	129.2	119.1	118.2	126.9	118.2	107.7
Aug '20	119.6	128.4	119.8	119.7	129.9	119.7	107.7
Jul '20	119.0	128.0	119.5	119.7	128.4	119.7	104.7
Jun '20	116.0	125.4	118.6	117.3	126.1	119.8	106.5
May '20	101.5	111.5	118.3	103.4	111.2	117.2	103.9
Apr '20	100.3	111.4	122.9	100.9	116.2	123.2	102.2
Mar '20	119.5	130.6	133.7	120.1	135.5	138.4	103.3
Feb '20	142.0	151.8	142.7	142.6	153.2	143.7	106.8
Jan '20	142.1	151.7	145.4	142.6	153.2	145.7	106.8
Dec '19	142.1	151.8	145.5	142.9	153.6	146.9	106.2
Nov '19	142.2	151.7	143.4	142.9	153.4	143.6	104.9
Oct '19	141.8	152.6	142.2	142.9	153.5	142.2	102.9
Sep '19	142.0	152.3	141.8	142.9	153.7	143.1	100.8

Retail Motor Fuel Prices — Whitehorse

Average Fuel Prices as of September 21, 2022
(cents per litre)



Average Self-Serve Bi-Weekly Fuel Prices,
September 2018 - September 2022
(cents per litre)



Retail Motor Fuel Prices - Beaver Creek & Burwash Landing

	Beaver Creek Self Serve				Burwash Landing Self Serve		
	Regular	Premium	Diesel		Regular	Premium	Diesel
21-Sep-22	217.9	229.9	234.9	21-Sep-22	n/a	n/a	n/a
7-Sep-22	222.4	229.9	234.9	7-Sep-22	n/a	n/a	n/a
24-Aug-22	217.4	222.9	228.9	24-Aug-22	189.0	199.0	209.0
10-Aug-22	217.4	222.9	228.9	10-Aug-22	189.0	199.0	209.0
27-Jul-22	237.9	234.9	244.9	27-Jul-22	n/a	n/a	n/a
13-Jul-22	237.0	259.9	257.0	13-Jul-22	228.9	236.0	242.0
29-Jun-22	239.9	239.9	254.7	29-Jun-22	228.9	236.0	242.0
15-Jun-22	237.4	244.9	247.2	15-Jun-22	n/a	n/a	n/a
1-Jun-22	221.4	239.9	230.4	1-Jun-22	218.9	226.9	242.0
18-May-22	215.9	209.9	244.9	18-May-22	n/a	n/a	n/a
4-May-22	215.9	229.9	244.9	4-May-22	196.0	204.0	216.0
20-Apr-22	215.9	229.9	244.9	20-Apr-22	n/a	n/a	n/a
6-Apr-22	215.9	229.9	244.9	6-Apr-22	186.0	194.0	202.0
23-Mar-22	n/a	n/a	n/a	23-Mar-22	186.0	194.0	202.0
9-Mar-22	n/a	n/a	n/a	9-Mar-22	186.0	194.0	198.0
23-Feb-22	179.9	192.9	184.9	23-Feb-22	164.9	172.9	162.0
9-Feb-22	179.9	192.9	184.9	9-Feb-22	164.9	172.9	162.0
26-Jan-22	n/a	n/a	n/a	26-Jan-22	164.9	172.9	162.0
12-Jan-22	174.9	189.9	174.9	12-Jan-22	162.0	170.0	154.9
29-Dec-21	174.9	189.9	174.9	29-Dec-21	n/a	n/a	n/a
15-Dec-21	174.9	189.9	174.9	15-Dec-21	162.0	170.0	154.9
1-Dec-21	174.9	189.9	174.9	1-Dec-21	162.0	170.0	154.9
17-Nov-21	174.9	189.9	174.9	17-Nov-21	159.9	167.9	149.9
3-Nov-21	174.9	189.9	174.9	3-Nov-21	155.9	167.9	149.9
20-Oct-21	174.9	189.9	174.9	20-Oct-21	n/a	n/a	n/a
6-Oct-21	174.9	189.9	174.9	6-Oct-21	n/a	n/a	n/a
22-Sep-21	169.9	184.9	174.9	22-Sep-21	n/a	n/a	n/a
8-Sep-21	172.4	184.9	171.9	8-Sep-21	159.9	n/a	161.0
Aug '21	170.7	180.9	171.9	Aug '21	159.9	157.9	149.9
Jul '21	162.4	176.9	171.9	Jul '21	151.9	159.9	146.9
Jun '21	157.6	174.9	169.6	Jun '21	148.9	157.9	145.9
May '21	154.9	174.9	169.9	May '21	145.9	155.9	144.9
Apr '21	154.9	174.9	169.9	Apr '21	150.9	150.9	144.9
Mar '21	147.4	167.4	169.9	Mar '21	122.2	123.2	118.3
Feb '21	139.9	159.9	159.9	Feb '21	129.9	139.9	134.9
Jan '21	139.9	157.4	157.4	Jan '21	124.0	134.0	129.0
Dec '20	147.4	160.4	160.4	Dec '20	n/a	n/a	n/a
Nov '20	149.9	159.9	154.9	Nov '20	126.5	136.8	122.5
Oct '20	147.0	159.0	154.9	Oct '20	126.5	136.8	122.5
Sep '20	147.4	164.0	154.9	Sep '20	n/a	n/a	n/a
Aug '20	149.9	159.9	154.9	Aug '20	125.9	133.1	127.3
Jul '20	149.9	159.9	154.9	Jul '20	127.6	133.1	126.5
Jun '20	146.2	159.9	154.9	Jun '20	115.4	123.4	126.4
May '20	138.5	159.5	154.5	May '20	105.9	113.9	129.9
Apr '20	138.5	164.5	154.5	Apr '20	n/a	n/a	n/a
Mar '20	153.9	169.9	169.9	Mar '20	142.9	152.9	142.9
Feb '20	158.9	169.9	174.9	Feb '20	142.9	n/a	n/a
Jan '20	158.9	169.9	174.9	Jan '20	142.9	152.9	142.9
Dec '19	158.9	169.9	174.9	Dec '19	142.9	152.9	142.9
Nov '19	157.9	169.9	165.9	Nov '19	142.9	152.9	142.9
Oct '19	157.1	169.5	163.8	Oct '19	142.9	152.9	142.9
Sep '19	157.1	165.0	160.8	Sep '19	142.9	152.9	142.9

Retail Motor Fuel Prices — Carcross & Carmacks

	Carcross Self Serve				Carmarcks Self Serve		
	Regular	Premium	Diesel		Regular	Premium	Diesel
21-Sep-22	199.9	-	229.9	21-Sep-22	190.9	202.9	227.9
7-Sep-22	199.9	-	229.9	7-Sep-22	190.9	202.9	231.4
24-Aug-22	199.9	-	219.9	24-Aug-22	190.9	202.9	226.4
10-Aug-22	199.9	-	219.9	10-Aug-22	194.4	207.9	228.4
27-Jul-22	214.9	-	229.9	27-Jul-22	209.9	223.9	229.9
13-Jul-22	229.9	-	239.9	13-Jul-22	232.9	250.9	234.9
29-Jun-22	229.9	-	239.9	29-Jun-22	234.9	244.9	239.9
15-Jun-22	229.9	-	239.9	15-Jun-22	224.9	239.9	239.9
1-Jun-22	215.9	-	235.9	1-Jun-22	212.4	222.9	234.9
18-May-22	215.9	-	235.9	18-May-22	205.9	217.9	215.9
4-May-22	199.9	-	219.9	4-May-22	192.9	205.9	214.9
20-Apr-22	189.9	-	205.9	20-Apr-22	184.9	196.9	189.9
6-Apr-22	189.9	-	205.9	6-Apr-22	199.9	211.9	199.9
23-Mar-22	189.9	-	205.9	23-Mar-22	184.9	196.9	189.9
9-Mar-22	185.9	-	199.9	9-Mar-22	194.9	206.9	204.9
23-Feb-22	169.9	-	169.9	23-Feb-22	174.9	184.9	174.9
9-Feb-22	169.9	-	169.9	9-Feb-22	174.9	184.9	174.9
26-Jan-22	169.9	-	169.9	26-Jan-22	169.9	179.9	167.9
12-Jan-22	164.9	-	169.9	12-Jan-22	169.9	171.3	167.9
29-Dec-21	164.9	-	169.9	29-Dec-21	159.9	169.9	154.9
15-Dec-21	164.9	-	169.9	15-Dec-21	169.9	179.9	167.9
1-Dec-21	164.9	-	169.9	1-Dec-21	166.9	179.9	167.9
17-Nov-21	164.9	-	169.9	17-Nov-21	166.9	179.9	167.9
3-Nov-21	164.9	-	169.9	3-Nov-21	166.9	179.9	167.9
20-Oct-21	164.9	-	157.9	20-Oct-21	165.9	176.9	161.4
6-Oct-21	164.9	-	157.9	6-Oct-21	164.9	174.4	154.9
22-Sep-21	164.9	-	157.9	22-Sep-21	164.9	173.9	154.9
8-Sep-21	164.9	-	157.9	8-Sep-21	164.9	174.4	154.9
Aug '21	164.9	-	157.9	Aug '21	162.4	171.2	154.9
Jul '21	159.9	-	157.9	Jul '21	156.2	165.7	151.4
Jun '21	154.9	-	157.9	Jun '21	154.9	164.4	147.9
May '21	151.9	-	153.9	May '21	148.9	158.9	147.9
Apr '21	148.9	-	149.9	Apr '21	146.9	156.9	146.9
Mar '21	146.9	-	147.9	Mar '21	139.9	149.9	142.9
Feb '21	141.9	-	145.4	Feb '21	133.4	143.4	136.9
Jan '21	138.9	-	139.9	Jan '21	126.8	136.6	126.8
Dec '20	135.9	-	135.9	Dec '20	129.9	139.9	119.9
Nov '20	135.9	-	135.9	Nov '20	129.9	139.9	119.9
Oct '20	135.9	-	129.9	Oct '20	129.9	139.9	122.4
Sep '20	129.9	-	135.4	Sep '20	129.8	139.9	124.9
Aug '20	135.9	-	129.9	Aug '20	129.9	139.9	123.5
Jul '20	133.9	-	129.9	Jul '20	129.9	139.9	117.4
Jun '20	130.6	-	129.9	Jun '20	126.2	134.7	119.6
May '20	110.9	-	129.9	May '20	108.9	118.9	121.4
Apr '20	112.9	-	129.9	Apr '20	109.9	122.4	126.9
Mar '20	148.9	-	153.9	Mar '20	138.2	148.2	149.9
Feb '20	152.9	-	157.9	Feb '20	152.9	162.9	159.9
Jan '20	152.9	-	157.9	Jan '20	152.9	162.9	165.9
Dec '19	152.9	-	157.9	Dec '19	152.9	162.9	155.9
Nov '19	152.9	-	157.9	Nov '19	152.9	162.9	155.9
Oct '19	149.9	-	154.9	Oct '19	152.9	162.9	155.9
Sep '19	149.9	-	154.9	Sep '19	152.9	162.9	155.9

Retail Motor Fuel Prices — Dawson City & Destruction Bay

	Dawson Self Serve			Full Serve		Destruction Bay Self Serve			Full Serve
	Regular	Premium	Diesel	Propane		Regular	Premium	Diesel	Propane
21-Sep-22	200.8	232.2	236.0	150.0	21-Sep-22	179.9	199.9	207.9	189.0
7-Sep-22	203.4	232.2	232.3	149.0	7-Sep-22	179.9	199.9	216.9	186.9
24-Aug-22	204.4	234.5	233.2	n/a	24-Aug-22	186.0	204.9	212.9	190.0
10-Aug-22	225.4	239.9	242.8	149.0	10-Aug-22	178.9	196.9	199.9	186.9
27-Jul-22	235.8	250.8	246.5	150.0	27-Jul-22	195.9	210.9	212.9	186.9
13-Jul-22	242.4	257.4	255.3	150.0	13-Jul-22	213.9	232.9	223.9	190.0
29-Jun-22	237.4	250.9	246.8	149.0	29-Jun-22	234.9	249.9	243.9	186.9
15-Jun-22	231.9	244.9	242.4	150.0	15-Jun-22	235.9	254.9	247.9	n/a
1-Jun-22	210.2	233.9	231.1	n/a	1-Jun-22	222.9	238.9	226.9	186.9
18-May-22	212.7	233.9	237.0	n/a	18-May-22	n/a	n/a	n/a	n/a
4-May-22	199.5	217.9	222.3	n/a	4-May-22	204.9	220.9	236.9	190.0
20-Apr-22	201.6	213.9	212.7	149.9	20-Apr-22	197.9	213.9	213.9	186.9
6-Apr-22	198.6	213.9	213.9	149.9	6-Apr-22	199.9	215.9	209.9	186.9
23-Mar-22	193.4	218.0	209.2	n/a	23-Mar-22	200.9	216.9	216.9	186.9
9-Mar-22	187.1	201.4	201.9	n/a	9-Mar-22	205.9	221.9	239.9	186.9
23-Feb-22	169.9	182.9	169.6	135.0	23-Feb-22	172.9	188.9	183.9	186.9
9-Feb-22	169.9	182.9	169.6	135.0	9-Feb-22	172.9	188.9	183.9	186.9
26-Jan-22	164.7	180.4	165.7	135.0	26-Jan-22	n/a	n/a	n/a	n/a
12-Jan-22	165.1	178.4	165.2	135.0	12-Jan-22	167.9	183.9	173.9	186.9
29-Dec-21	169.9	178.4	172.9	135.0	29-Dec-21	167.9	183.9	168.9	186.9
15-Dec-21	164.6	177.4	165.2	135.0	15-Dec-21	167.9	183.9	168.9	186.9
1-Dec-21	165.9	179.9	165.2	135.0	1-Dec-21	167.9	183.9	175.9	185.0
17-Nov-21	171.1	180.9	169.9	135.0	17-Nov-21	171.9	187.9	175.9	136.9
3-Nov-21	165.7	179.9	160.3	135.0	3-Nov-21	n/a	n/a	n/a	n/a
20-Oct-21	165.7	179.9	160.3	135.0	20-Oct-21	171.9	187.9	175.9	136.9
6-Oct-21	163.6	179.9	160.6	135.0	6-Oct-21	171.9	187.9	175.9	136.9
22-Sep-21	163.6	178.9	160.6	135.0	22-Sep-21	163.9	179.9	159.9	136.9
8-Sep-21	163.1	177.9	159.4	135.0	8-Sep-21	162.9	178.9	157.9	136.9
Aug '21	159.3	177.4	157.4	135.0	Aug '21	164.9	180.9	156.9	136.9
Jul '21	160.7	169.9	161.7	135.0	Jul '21	163.9	179.9	154.9	136.9
Jun '21	147.9	163.7	150.4	135.0	Jun '21	157.6	173.6	154.2	136.9
May '21	147.7	162.9	150.2	135.0	May '21	156.4	172.4	156.4	136.9
Apr '21	145.6	159.2	147.8	135.0	Apr '21	150.9	166.9	152.9	136.9
Mar '21	141.2	152.7	144.9	135.0	Mar '21	148.9	164.9	156.9	136.9
Feb '21	133.7	149.6	137.5	135.0	Feb '21	146.9	162.9	153.9	136.9
Jan '21	134.0	149.4	136.0	n/a	Jan '21	n/a	n/a	n/a	n/a
Dec '20	128.9	147.1	130.5	135.0	Dec '20	129.9	145.9	139.9	136.9
Nov '20	131.7	149.9	131.6	135.0	Nov '20	129.9	145.9	131.9	136.9
Oct '20	140.4	149.4	140.2	130.0	Oct '20	131.9	147.9	131.4	136.9
Sep '20	140.4	148.9	139.7	125.0	Sep '20	133.9	149.9	124.9	136.9
Aug '20	140.4	148.9	139.7	125.0	Aug '20	133.9	149.9	124.9	136.9
Jul '20	136.1	148.9	135.4	125.0	Jul '20	133.9	149.9	125.9	136.9
Jun '20	125.1	145.5	128.5	125.0	Jun '20	n/a	n/a	n/a	n/a
May '20	114.6	128.3	127.0	n/a	May '20	n/a	n/a	n/a	n/a
Apr '20	117.9	121.4	144.7	n/a	Apr '20	n/a	n/a	n/a	n/a
Mar '20	143.4	147.3	147.8	n/a	Mar '20	142.9	158.9	150.9	136.9
Feb '20	149.9	156.3	157.8	n/a	Feb '20	142.9	158.9	149.9	136.9
Jan '20	150.7	158.4	164.9	n/a	Jan '20	142.9	158.9	156.9	136.9
Dec '19	152.7	164.5	158.4	135.0	Dec '19	143.9	159.9	162.9	136.9
Nov '19	155.0	164.7	160.5	135.0	Nov '19	141.9	157.9	156.9	136.9
Oct '19	154.0	164.4	153.7	135.0	Oct '19	141.9	157.9	152.9	136.9
Sep '19	158.9	164.9	155.8	135.0	Sep '19	142.4	156.4	143.9	136.9

Retail Motor Fuel Prices — Eagle Plains & Faro

	Eagle Plains Self Serve			Full Serve	Faro Self Serve			
	Regular	Premium	Diesel		Regular	Premium	Diesel	
21-Sep-22	n/a	-	n/a	Propane n/a	21-Sep-22	190.9	-	229.9
7-Sep-22	250.0	-	255.0	180.0	7-Sep-22	196.9	-	219.9
24-Aug-22	250.0	-	255.0	180.0	24-Aug-22	196.9	-	219.9
10-Aug-22	250.0	-	255.0	180.0	10-Aug-22	196.9	-	219.9
27-Jul-22	250.0	-	255.0	180.0	27-Jul-22	209.9	-	229.9
13-Jul-22	250.0	-	245.0	180.0	13-Jul-22	229.9	-	234.9
29-Jun-22	250.0	-	240.0	180.0	29-Jun-22	229.9	-	234.9
15-Jun-22	230.0	-	245.0	180.0	15-Jun-22	214.9	-	234.9
1-Jun-22	230.0	-	245.0	180.0	1-Jun-22	214.9	-	234.9
18-May-22	230.0	-	245.0	180.0	18-May-22	212.9	-	240.9
4-May-22	210.0	-	245.0	180.0	4-May-22	199.0	-	224.9
20-Apr-22	n/a	-	n/a	n/a	20-Apr-22	n/a	-	n/a
6-Apr-22	210.0	-	215.0	180.0	6-Apr-22	194.9	-	209.9
23-Mar-22	n/a	-	n/a	n/a	23-Mar-22	194.9	-	209.9
9-Mar-22	n/a	-	n/a	n/a	9-Mar-22	189.9	-	204.9
23-Feb-22	172.0	-	180.0	144.0	23-Feb-22	169.9	-	167.9
9-Feb-22	172.0	-	180.0	144.0	9-Feb-22	169.9	-	167.9
26-Jan-22	172.0	-	175.0	144.0	26-Jan-22	169.9	-	167.9
12-Jan-22	172.0	-	180.0	144.0	12-Jan-22	165.9	-	164.9
29-Dec-21	172.0	-	180.0	144.0	29-Dec-21	n/a	-	n/a
15-Dec-21	172.0	-	170.0	144.0	15-Dec-21	165.9	-	164.9
1-Dec-21	172.0	-	175.0	144.0	1-Dec-21	165.9	-	164.9
17-Nov-21	180.0	-	170.0	145.0	17-Nov-21	165.9	-	164.9
3-Nov-21	172.0	-	165.0	144.0	3-Nov-21	165.9	-	164.9
20-Oct-21	172.0	-	165.0	144.0	20-Oct-21	165.9	-	164.9
6-Oct-21	174.0	-	165.0	144.0	6-Oct-21	165.9	-	164.9
22-Sep-21	165.0	-	165.0	144.0	22-Sep-21	165.9	-	156.9
8-Sep-21	165.0	-	160.0	144.0	8-Sep-21	165.9	-	156.9
Aug '21	165.9	-	165.0	144.0	Aug '21	165.9	-	156.9
Jul '21	162.5	-	165.0	144.0	Jul '21	159.9	-	156.9
Jun '21	160.0	-	165.0	144.0	Jun '21	154.9	-	152.9
May '21	150.0	-	155.0	144.0	May '21	149.9	-	152.9
Apr '21	150.0	-	150.0	144.0	Apr '21	149.9	-	152.9
Mar '21	145.0	-	147.5	144.0	Mar '21	138.9	-	143.9
Feb '21	140.0	-	145.0	144.0	Feb '21	134.9	-	139.9
Jan '21	142.0	-	142.5	144.0	Jan '21	130.9	-	134.9
Dec '20	142.0	-	140.0	144.0	Dec '20	130.9	-	133.2
Nov '20	140.0	-	145.0	144.0	Nov '20	130.9	-	129.9
Oct '20	140.0	-	145.0	144.0	Oct '20	130.9	-	125.4
Sep '20	140.0	-	145.0	144.0	Sep '20	130.9	-	120.9
Aug '20	140.0	-	142.5	144.0	Aug '20	130.9	-	120.9
Jul '20	140.0	-	145.0	144.0	Jul '20	132.4	-	122.4
Jun '20	155.0	-	145.0	144.0	Jun '20	130.4	-	122.4
May '20	170.0	-	145.0	144.0	May '20	111.4	-	120.9
Apr '20	170.0	-	145.0	144.0	Apr '20	114.9	-	130.9
Mar '20	170.0	-	166.0	144.0	Mar '20	135.9	-	147.9
Feb '20	170.0	-	166.0	144.0	Feb '20	153.9	-	156.9
Jan '20	170.0	-	161.0	142.7	Jan '20	154.9	-	157.9
Dec '19	170.0	-	161.0	142.0	Dec '19	154.6	-	157.6
Nov '19	170.0	-	163.5	142.0	Nov '19	154.3	-	157.3
Oct '19	170.0	-	161.0	144.0	Oct '19	154.3	-	157.3
Sep '19	170.0	-	161.0	144.0	Sep '19	154.3	-	157.3

Retail Motor Fuel Prices — Haines Junction

	Haines Junction Self Serve		
	Regular	Premium	Diesel
21-Sep-22	195.2	207.4	228.2
7-Sep-22	198.6	221.7	232.9
24-Aug-22	202.1	222.7	228.9
10-Aug-22	198.1	211.9	225.2
27-Jul-22	218.1	231.9	235.9
13-Jul-22	223.1	237.9	240.7
29-Jun-22	223.1	237.9	240.7
15-Jun-22	223.2	237.9	241.6
1-Jun-22	213.9	223.2	233.2
18-May-22	209.9	220.2	232.7
4-May-22	197.4	211.9	234.7
20-Apr-22	188.4	197.9	210.2
6-Apr-22	185.7	195.0	207.1
23-Mar-22	184.4	193.2	205.7
9-Mar-22	183.2	191.9	200.7
23-Feb-22	163.7	172.9	166.7
9-Feb-22	163.7	172.9	166.7
26-Jan-22	163.2	172.2	163.4
12-Jan-22	160.7	170.6	159.4
29-Dec-21	160.7	170.6	158.4
15-Dec-21	160.7	170.6	158.4
1-Dec-21	161.7	170.9	157.7
17-Nov-21	160.7	170.6	157.2
3-Nov-21	160.7	170.6	157.2
20-Oct-21	160.7	170.6	157.2
6-Oct-21	158.7	168.6	155.1
22-Sep-21	158.7	168.6	152.2
8-Sep-21	158.7	168.6	150.2
Aug '21	158.3	168.6	150.0
Jul '21	152.5	163.1	149.7
Jun '21	147.9	158.1	151.8
May '21	145.8	155.6	150.3
Apr '21	144.4	153.2	147.2
Mar '21	135.8	145.8	142.8
Feb '21	131.2	140.7	137.6
Jan '21	127.7	138.2	133.8
Dec '20	123.5	132.1	127.3
Nov '20	123.2	131.6	126.9
Oct '20	123.6	132.4	126.9
Sep '20	122.7	130.9	126.9
Aug '20	122.7	130.9	126.9
Jul '20	122.7	131.6	126.9
Jun '20	118.8	127.5	126.5
May '20	103.9	111.3	126.8
Apr '20	111.2	112.8	134.7
Mar '20	132.3	138.1	144.3
Feb '20	147.3	155.9	150.7
Jan '20	147.0	155.9	150.7
Dec '19	147.6	155.9	149.6
Nov '19	147.6	155.9	148.7
Oct '19	147.3	155.9	147.6
Sep '19	147.5	155.9	148.1

Retail Motor Fuel Prices — Jake's Corner

	Jake's Corner Self Serve		
	Regular	Premium	Diesel
21-Sep-22	185.9	200.9	209.9
7-Sep-22	185.9	200.9	209.9
24-Aug-22	185.9	200.9	209.9
10-Aug-22	185.9	200.9	209.9
27-Jul-22	219.9	234.9	234.9
13-Jul-22	219.9	234.9	234.9
29-Jun-22	219.9	234.9	234.9
15-Jun-22	n/a	n/a	n/a
1-Jun-22	209.9	209.9	224.9
18-May-22	204.9	215.9	224.9
4-May-22	189.9	201.9	214.9
20-Apr-22	179.9	190.9	199.9
6-Apr-22	179.9	190.9	199.9
23-Mar-22	179.9	190.9	199.9
9-Mar-22	179.9	190.9	199.9
23-Feb-22	159.9	170.9	162.9
9-Feb-22	159.9	170.9	162.9
26-Jan-22	159.9	170.9	162.9
12-Jan-22	155.9	166.9	154.9
29-Dec-21	155.9	166.9	154.9
15-Dec-21	155.9	166.9	154.9
1-Dec-21	155.9	166.9	154.9
17-Nov-21	155.9	166.9	154.9
3-Nov-21	155.9	166.9	154.9
20-Oct-21	155.9	166.9	154.9
6-Oct-21	155.9	166.9	146.9
22-Sep-21	155.9	166.9	146.9
8-Sep-21	155.9	166.9	146.9
Aug '21	155.9	166.9	146.9
Jul '21	149.9	160.9	146.9
Jun '21	144.9	155.9	142.9
May '21	142.4	153.4	145.4
Apr '21	139.9	150.9	142.9
Mar '21	132.4	143.4	137.9
Feb '21	127.4	138.4	130.4
Jan '21	124.9	135.9	125.9
Dec '20	119.9	125.9	119.9
Nov '20	119.9	125.9	119.9
Oct '20	119.9	125.9	119.9
Sep '20	119.9	125.9	119.9
Aug '20	119.9	125.9	119.9
Jul '20	119.9	125.9	119.9
Jun '20	117.4	123.4	119.9
May '20	104.9	114.9	119.9
Apr '20	100.9	n/a	n/a
Mar '20	117.9	n/a	n/a
Feb '20	142.9	153.9	151.9
Jan '20	142.9	153.9	151.9
Dec '19	142.9	153.9	151.9
Nov '19	142.9	153.9	151.9
Oct '19	147.4	154.9	151.9
Sep '19	149.9	154.9	142.9

Retail Motor Fuel Prices — Mayo

	Mayo Self Serve		
	Regular	Premium	Diesel
21-Sep-22	182.8	-	218.0
7-Sep-22	182.8	-	218.0
24-Aug-22	191.9	-	218.9
10-Aug-22	182.7	-	208.5
27-Jul-22	205.9	-	228.9
13-Jul-22	220.9	-	235.1
29-Jun-22	215.1	-	229.9
15-Jun-22	215.1	-	219.9
1-Jun-22	196.1	-	221.8
18-May-22	200.0	-	228.0
4-May-22	185.6	-	210.4
20-Apr-22	178.0	-	197.1
6-Apr-22	177.1	-	196.1
23-Mar-22	177.1	-	196.1
9-Mar-22	177.1	-	196.1
23-Feb-22	164.9	-	167.9
9-Feb-22	164.9	-	167.9
26-Jan-22	157.1	-	159.9
12-Jan-22	157.1	-	159.9
29-Dec-21	n/a	-	n/a
15-Dec-21	157.1	-	159.9
1-Dec-21	157.1	-	159.9
17-Nov-21	160.9	-	156.9
3-Nov-21	158.0	-	149.4
20-Oct-21	158.0	-	149.4
6-Oct-21	152.9	-	146.6
22-Sep-21	152.9	-	146.6
8-Sep-21	152.9	-	146.6
Aug '21	152.3	-	150.9
Jul '21	n/a	-	n/a
Jun '21	139.0	-	140.9
May '21	139.0	-	140.9
Apr '21	142.5	-	144.4
Mar '21	138.9	-	140.9
Feb '21	128.8	-	131.7
Jan '21	130.4	-	130.9
Dec '20	124.5	-	124.5
Nov '20	124.9	-	124.9
Oct '20	n/a	-	n/a
Sep '20	n/a	-	n/a
Aug '20	n/a	-	n/a
Jul '20	118.8	-	117.9
Jun '20	114.9	-	121.8
May '20	103.0	-	124.0
Apr '20	n/a	-	n/a
Mar '20	146.6	-	148.1
Feb '20	153.1	-	153.1
Jan '20	149.9	-	147.9
Dec '19	149.9	-	149.4
Nov '19	149.9	-	147.9
Oct '19	142.8	-	140.9
Sep '19	n/a	-	n/a

Retail Motor Fuel Prices — Pelly Crossing & Ross River

	Pelly Crossing Self Serve				Ross River Self Serve		
	Regular	Premium	Diesel		Regular	Premium	Diesel
21-Sep-22	190.9	219.9	209.9	21-Sep-22	190.9	-	229.9
7-Sep-22	190.9	219.9	209.9	7-Sep-22	190.9	-	225.9
24-Aug-22	n/a	n/a	n/a	24-Aug-22	190.9	-	225.9
10-Aug-22	201.9	219.9	220.9	10-Aug-22	197.9	-	229.9
27-Jul-22	210.0	229.9	229.0	27-Jul-22	219.9	-	234.9
13-Jul-22	224.9	239.9	243.9	13-Jul-22	219.9	-	234.9
29-Jun-22	224.9	239.9	243.9	29-Jun-22	219.9	-	234.9
15-Jun-22	205.0	210.0	212.0	15-Jun-22	204.9	-	216.9
1-Jun-22	205.0	215.0	212.0	1-Jun-22	204.9	-	216.9
18-May-22	205.9	215.9	212.9	18-May-22	201.9	-	208.9
4-May-22	195.9	205.9	202.9	4-May-22	199.5	-	209.9
20-Apr-22	195.0	205.0	202.0	20-Apr-22	199.5	-	209.9
6-Apr-22	n/a	n/a	n/a	6-Apr-22	199.5	-	209.9
23-Mar-22	n/a	n/a	n/a	23-Mar-22	199.5	-	209.9
9-Mar-22	n/a	n/a	n/a	9-Mar-22	n/a	-	n/a
23-Feb-22	n/a	n/a	n/a	23-Feb-22	174.9	-	181.8
9-Feb-22	n/a	n/a	n/a	9-Feb-22	174.9	-	181.8
26-Jan-22	n/a	n/a	n/a	26-Jan-22	169.9	-	167.9
12-Jan-22	158.9	168.9	153.9	12-Jan-22	n/a	-	n/a
29-Dec-21	158.9	168.9	153.9	29-Dec-21	n/a	-	n/a
15-Dec-21	158.9	168.9	153.9	15-Dec-21	169.9	-	167.9
1-Dec-21	153.9	163.9	148.9	1-Dec-21	169.9	-	167.9
17-Nov-21	158.9	168.9	153.9	17-Nov-21	169.9	-	167.9
3-Nov-21	158.9	168.9	153.9	3-Nov-21	164.9	-	167.9
20-Oct-21	158.9	168.9	153.9	20-Oct-21	164.9	-	154.9
6-Oct-21	158.9	168.9	153.9	6-Oct-21	164.9	-	154.9
22-Sep-21	158.9	168.9	153.9	22-Sep-21	164.9	-	154.9
8-Sep-21	158.9	168.9	153.9	8-Sep-21	164.9	-	154.9
Aug '21	157.4	162.9	153.9	Aug '21	159.9	-	154.9
Jul '21	155.9	178.9	150.9	Jul '21	154.9	-	152.9
Jun '21	149.9	162.9	144.9	Jun '21	148.9	-	155.4
May '21	145.9	149.9	149.9	May '21	148.9	-	155.4
Apr '21	145.9	152.9	140.9	Apr '21	139.9	-	141.9
Mar '21	130.9	134.9	125.9	Mar '21	134.9	-	135.9
Feb '21	130.9	137.9	125.9	Feb '21	130.4	-	128.4
Jan '21	130.9	137.9	125.9	Jan '21	129.9	-	126.9
Dec '20	130.9	137.9	125.9	Dec '20	129.9	-	125.9
Nov '20	n/a	n/a	n/a	Nov '20	119.9	-	125.9
Oct '20	130.9	137.9	125.9	Oct '20	124.9	-	122.9
Sep '20	130.9	137.9	125.9	Sep '20	129.9	-	119.9
Aug '20	130.9	137.9	125.9	Aug '20	129.9	-	119.9
Jul '20	132.4	139.9	127.4	Jul '20	132.9	-	129.9
Jun '20	118.4	138.9	113.4	Jun '20	112.2	-	121.9
May '20	105.4	140.9	100.4	May '20	102.9	-	121.9
Apr '20	110.5	140.9	105.5	Apr '20	121.4	-	127.4
Mar '20	146.4	152.4	141.4	Mar '20	148.9	-	152.4
Feb '20	151.9	157.9	146.9	Feb '20	150.9	-	154.4
Jan '20	151.9	157.9	146.9	Jan '20	152.9	-	156.9
Dec '19	151.9	157.9	146.9	Dec '19	152.9	-	156.4
Nov '19	151.9	157.9	146.9	Nov '19	152.9	-	156.4
Oct '19	151.9	157.9	146.9	Oct '19	154.9	-	158.4
Sep '19	151.9	157.9	146.9	Sep '19	154.9	-	158.4

Retail Motor Fuel Prices — Stewart Crossing

	Stewart Crossing Self Serve		
	Regular	Premium	Diesel
21-Sep-22	195.9	210.9	220.9
7-Sep-22	195.9	210.9	220.9
24-Aug-22	195.9	210.9	220.9
10-Aug-22	195.9	210.9	220.9
27-Jul-22	229.9	244.9	244.9
13-Jul-22	229.9	244.9	244.9
29-Jun-22	229.9	244.9	244.9
15-Jun-22	n/a	n/a	n/a
1-Jun-22	219.9	230.9	234.9
18-May-22	214.9	225.9	234.9
4-May-22	199.9	210.9	224.9
20-Apr-22	189.9	200.9	209.9
6-Apr-22	189.9	200.9	209.9
23-Mar-22	189.9	200.9	209.9
9-Mar-22	189.9	200.9	209.9
23-Feb-22	169.9	180.9	172.9
9-Feb-22	169.9	180.9	172.9
26-Jan-22	169.9	180.9	172.9
12-Jan-22	165.9	176.9	164.9
29-Dec-21	165.9	176.9	164.9
15-Dec-21	165.9	176.9	164.9
1-Dec-21	165.9	176.9	164.9
17-Nov-21	165.9	176.9	164.9
3-Nov-21	165.9	176.9	164.9
20-Oct-21	165.9	176.9	164.9
6-Oct-21	165.9	176.9	156.9
22-Sep-21	165.9	176.9	156.9
8-Sep-21	165.9	176.9	156.9
Aug '21	165.9	176.9	156.9
Jul '21	159.9	170.9	156.9
Jun '21	154.9	165.9	152.9
May '21	149.9	160.9	152.9
Apr '21	149.9	160.9	152.9
Mar '21	144.9	155.9	147.9
Feb '21	n/a	n/a	n/a
Jan '21	n/a	n/a	n/a
Dec '20	n/a	n/a	n/a
Nov '20	n/a	n/a	n/a
Oct '20	n/a	n/a	n/a
Sep '20	n/a	n/a	n/a
Aug '20	n/a	n/a	n/a
Jul '20	n/a	n/a	n/a
Jun '20	124.9	130.9	129.9
May '20	n/a	n/a	n/a
Apr '20	n/a	n/a	n/a
Mar '20	n/a	n/a	n/a
Feb '20	152.9	158.9	155.9
Jan '20	152.9	158.9	155.9
Dec '19	152.9	158.9	153.4
Nov '19	152.9	158.9	150.9
Oct '19	152.9	158.9	150.9
Sep '19	152.9	158.9	150.9

Retail Motor Fuel Prices — Teslin

	Self Serve			Full Serve
	Regular	Premium	Diesel	Propane
21-Sep-22	189.9	200.9	218.9	150.0
7-Sep-22	189.9	200.9	213.9	150.0
24-Aug-22	189.9	200.9	213.9	150.0
10-Aug-22	189.9	200.9	213.9	150.0
27-Jul-22	203.9	214.9	221.9	150.0
13-Jul-22	223.4	234.9	238.4	150.0
29-Jun-22	223.4	234.9	238.4	130.0
15-Jun-22	223.9	234.9	238.9	n/a
1-Jun-22	208.9	220.9	228.4	n/a
18-May-22	208.9	220.9	237.4	125.0
4-May-22	191.9	204.9	217.9	110.0
20-Apr-22	181.9	194.9	201.9	110.0
6-Apr-22	181.9	194.9	201.9	110.0
23-Mar-22	181.9	194.9	201.9	110.0
9-Mar-22	183.9	194.9	203.9	n/a
23-Feb-22	163.9	170.9	166.4	110.0
9-Feb-22	163.9	170.9	166.4	110.0
26-Jan-22	163.9	170.9	162.9	110.0
12-Jan-22	163.9	170.9	158.9	110.0
29-Dec-21	161.9	170.9	158.4	110.0
15-Dec-21	161.9	170.9	158.4	110.0
1-Dec-21	161.9	170.9	158.4	110.0
17-Nov-21	161.9	170.9	158.4	110.0
3-Nov-21	161.9	170.9	158.1	110.0
20-Oct-21	161.9	170.9	154.4	110.0
6-Oct-21	159.9	166.9	150.4	110.0
22-Sep-21	158.9	166.9	149.4	110.0
8-Sep-21	158.9	166.9	149.4	110.0
Aug '21	158.9	166.9	149.2	110.0
Jul '21	157.2	170.4	146.7	110.0
Jun '21	148.9	160.9	144.4	110.0
May '21	145.9	158.9	145.7	110.0
Apr '21	144.9	156.9	146.9	110.0
Mar '21	135.2	144.9	136.9	110.0
Feb '21	131.4	142.9	132.2	110.0
Jan '21	128.9	139.9	129.9	110.0
Dec '20	123.9	134.6	126.4	110.0
Nov '20	123.9	131.9	123.9	110.0
Oct '20	123.9	131.9	123.9	110.0
Sep '20	123.9	131.9	123.9	110.0
Aug '20	123.9	131.9	123.9	110.0
Jul '20	123.9	131.9	123.9	110.0
Jun '20	115.9	124.6	125.2	110.0
May '20	109.9	119.9	129.9	110.0
Apr '20	109.9	119.9	129.9	110.0
Mar '20	139.7	149.4	145.2	110.0
Feb '20	146.9	156.9	152.4	110.0
Jan '20	146.9	156.9	152.4	110.0
Dec '19	146.9	156.9	152.4	110.0
Nov '19	146.9	156.9	152.4	110.0
Oct '19	146.9	156.9	152.4	110.0
Sep '19	146.9	156.9	153.7	110.0

Retail Motor Fuel Prices — Watson Lake

	Self Serve			Full Serve
	Regular	Premium	Diesel	Propane
21-Sep-22	192.2	207.9	217.4	160.0
7-Sep-22	192.2	207.9	217.4	160.0
24-Aug-22	192.2	207.9	217.4	160.0
10-Aug-22	195.9	212.9	218.4	160.0
27-Jul-22	217.9	219.9	228.4	160.0
13-Jul-22	226.9	235.9	235.4	160.0
29-Jun-22	223.9	232.9	234.9	160.0
15-Jun-22	221.4	232.9	234.9	160.0
1-Jun-22	207.9	219.9	228.9	160.0
18-May-22	195.9	209.9	229.9	160.0
4-May-22	186.9	199.9	212.9	170.0
20-Apr-22	178.9	189.9	195.9	160.0
6-Apr-22	178.9	189.9	195.9	160.0
23-Mar-22	175.9	182.9	195.9	160.0
9-Mar-22	175.9	182.9	195.9	160.0
23-Feb-22	158.9	171.9	160.9	130.0
9-Feb-22	158.9	171.9	160.9	130.0
26-Jan-22	158.9	171.9	160.9	120.0
12-Jan-22	153.9	164.9	155.9	120.0
29-Dec-21	153.9	164.9	152.9	120.0
15-Dec-21	153.9	164.9	152.9	120.0
1-Dec-21	153.9	164.9	152.9	120.0
17-Nov-21	153.9	164.9	152.9	120.0
3-Nov-21	153.9	164.9	152.9	120.0
20-Oct-21	153.9	164.9	152.9	120.0
6-Oct-21	153.4	159.9	151.9	120.0
22-Sep-21	153.4	159.9	151.9	120.0
8-Sep-21	153.4	159.9	151.9	120.0
Aug '21	152.2	158.1	151.9	120.0
Jul '21	149.2	156.6	150.2	120.0
Jun '21	143.9	151.9	144.9	118.0
May '21	138.4	145.9	141.9	113.9
Apr '21	134.4	144.4	138.4	113.9
Mar '21	130.9	142.9	134.9	121.0
Feb '21	122.9	n/a	125.4	112.9
Jan '21	117.9	124.9	121.4	112.9
Dec '20	113.9	124.2	116.2	112.9
Nov '20	114.4	124.4	115.4	112.9
Oct '20	113.9	123.9	114.9	112.9
Sep '20	121.9	123.9	121.2	112.9
Aug '20	128.4	123.9	127.4	n/a
Jul '20	121.9	123.9	122.4	112.9
Jun '20	119.9	123.9	132.2	112.9
May '20	104.7	109.4	116.4	112.9
Apr '20	101.4	111.0	114.5	112.9
Mar '20	129.4	138.9	131.4	112.9
Feb '20	137.9	146.9	142.4	n/a
Jan '20	139.5	149.9	146.8	112.9
Dec '19	138.6	149.9	144.1	112.9
Nov '19	139.3	149.9	144.3	112.9
Oct '19	143.5	149.9	145.7	112.9
Sep '19	141.9	146.7	144.5	110.9

Residential Fuel Prices in Yukon

Average Prices as of September 21, 2022

	Residential Heating Fuels			% Change Sep 22, 2021 to Sep 21, 2022		
	Furnace Oil	Arctic Stove Oil	Propane (500 gallon tank)	Furnace Oil	Arctic Stove Oil	Propane (500-gallon tank cost)
Whitehorse	194.6	197.2	n/a	43.1%	45.9%	n/a
Beaver Creek	212.0	231.4	-	46.1%	54.6%	-
Burwash Landing	209.9	213.0	-	46.8%	45.8%	-
Carcross	208.0	222.9	-	47.4%	57.7%	-
Carmacks	208.8	224.7	n/a	47.1%	56.6%	n/a
Dawson City	206.4	208.0	n/a	43.9%	43.5%	n/a
Destruction Bay	209.9	226.8	-	46.8%	56.2%	-
Faro	210.9	219.8	n/a	46.5%	52.0%	n/a
Haines Junction	208.8	225.1	n/a	47.1%	56.9%	n/a
Marsh Lake	208.0	222.9	-	47.4%	57.7%	-
Mayo	201.5	217.9	n/a	44.4%	50.9%	n/a
Pelly Crossing	210.9	227.3	-	47.3%	56.4%	-
Ross River	226.5	231.4	n/a	53.1%	54.9%	n/a
Stewart Crossing	210.9	213.6	-	47.0%	45.6%	-
Tagish	208.0	222.9	-	46.4%	57.7%	-
Teslin	208.8	225.1	n/a	47.1%	56.9%	n/a
Watson Lake	212.0	231.4	n/a	46.1%	54.6%	n/a

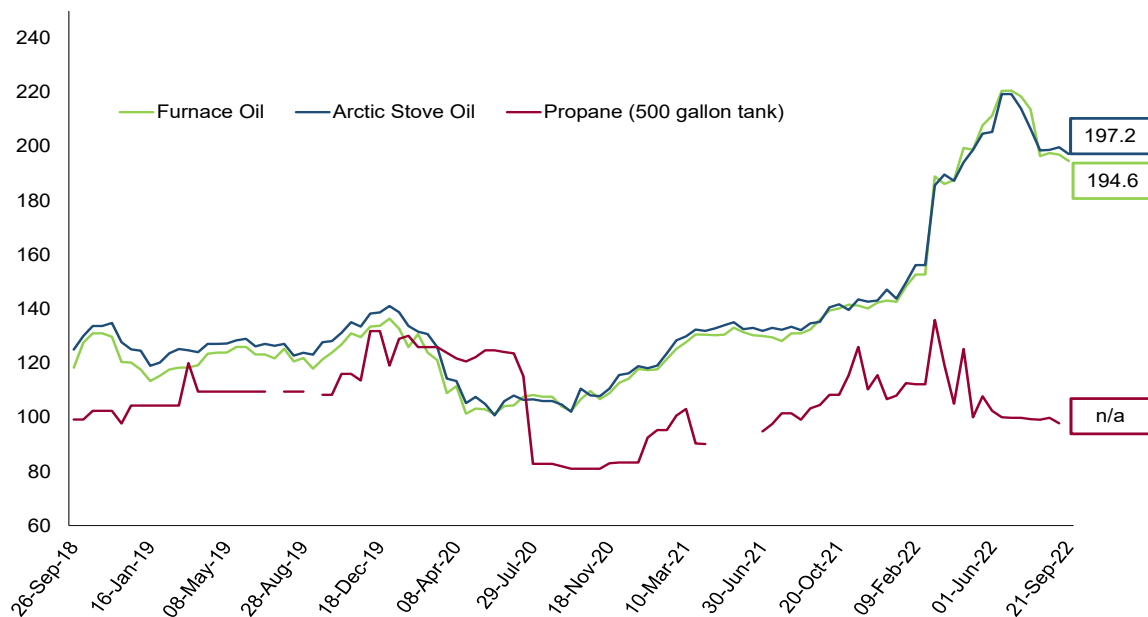
Notes: All prices are Canadian cents per litre, including all applicable taxes.
 "-" indicates this service was not available in this community at this time.
 "n/a" indicates this information was not available for the reporting period.

Comparing September 21, 2022 to September 22, 2021, furnace oil prices increased in all Yukon communities; the largest percentage increase was in Ross River (53.1%).

Arctic stove oil prices increased in all Yukon communities; the largest percentage increase was 57.7% in Carcross, Marsh Lake, and Tagish.

Prices of propane (500 gallon tank) were unavailable in all Yukon communities.

Average Residential Bi-weekly Heating Fuel Prices, Whitehorse, September 2018 - September 2022 (cents per litre)



Residential Heating Fuel Prices — Whitehorse

	Furnace Oil	Arctic Stove Oil	Propane (500 gallon tank)
21-Sep-22	194.6	197.2	n/a
07-Sep-22	197.0	199.7	97.8
24-Aug-22	197.5	198.7	99.8
10-Aug-22	196.4	198.5	99.1
27-Jul-22	213.7	206.5	99.3
13-Jul-22	218.5	214.0	99.8
29-Jun-22	220.6	219.3	99.8
15-Jun-22	220.5	219.3	100.0
01-Jun-22	211.4	205.3	102.4
18-May-22	207.8	204.7	107.7
04-May-22	198.8	198.7	100.0
20-Apr-22	199.4	194.1	125.2
06-Apr-22	187.6	187.3	105.0
23-Mar-22	186.1	189.6	119.3
09-Mar-22	188.9	185.6	135.9
23-Feb-22	152.7	156.2	112.2
09-Feb-22	152.7	156.2	112.2
26-Jan-22	148.3	149.8	112.6
12-Jan-22	142.6	143.8	108.0
29-Dec-21	143.1	147.1	106.7
15-Dec-21	142.3	143.1	115.5
01-Dec-21	140.2	142.7	110.3
17-Nov-21	141.2	143.5	126.0
03-Nov-21	141.6	139.6	115.5
20-Oct-21	140.2	141.7	108.3
06-Oct-21	139.4	140.6	108.3
22-Sep-21	136.0	135.2	104.5
08-Sep-21	132.4	134.7	103.3
Aug '21	131.0	132.8	100.3
Jul '21	128.8	132.7	99.5
Jun '21	130.6	132.5	90.4
May '21	131.8	134.6	80.5
Apr '21	130.4	132.4	90.1
Mar '21	129.2	131.2	96.7
Feb '21	123.4	126.0	98.0
Jan '21	117.6	118.6	93.9
Dec '20	114.9	116.9	83.3
Nov '20	107.8	109.2	82.0
Oct '20	108.2	109.4	81.0
Sep '20	103.2	103.4	81.5
Aug '20	107.6	106.0	82.8
Jul '20	107.9	106.5	99.0
Jun '20	103.2	104.9	124.1
May '20	103.1	106.2	123.5
Apr '20	106.4	109.3	121.2
Mar '20	115.0	120.1	124.9
Feb '20	127.3	131.2	125.9
Jan '20	131.7	137.9	126.1
Dec '19	133.7	138.5	131.8
Nov '19	130.3	134.3	114.8
Oct '19	125.4	129.7	112.2
Sep '19	119.7	125.4	108.3

Residential Heating Fuel Prices — Beaver Creek

	Furnace Oil	Arctic Stove Oil	Propane (500 gallon tank)
21-Sep-22	212.0	231.4	-
07-Sep-22	204.6	218.6	-
24-Aug-22	204.6	218.8	-
10-Aug-22	204.6	216.6	-
27-Jul-22	226.7	221.4	-
13-Jul-22	226.7	229.9	-
29-Jun-22	226.7	229.9	-
15-Jun-22	n/a	230.9	-
01-Jun-22	205.7	213.7	-
18-May-22	205.7	213.7	-
04-May-22	205.7	213.7	-
20-Apr-22	195.2	202.8	-
06-Apr-22	195.2	202.8	-
23-Mar-22	192.3	201.4	-
09-Mar-22	192.3	201.4	-
23-Feb-22	157.7	170.0	-
09-Feb-22	157.7	170.0	-
26-Jan-22	157.7	166.1	-
12-Jan-22	149.3	158.5	-
29-Dec-21	149.3	158.5	-
15-Dec-21	149.3	158.5	-
01-Dec-21	149.3	161.1	-
17-Nov-21	149.3	161.1	-
03-Nov-21	149.3	151.3	-
20-Oct-21	145.1	149.7	-
06-Oct-21	145.1	149.7	-
22-Sep-21	145.1	149.7	-
08-Sep-21	138.8	146.5	-
Aug '21	138.8	146.5	-
Jul '21	138.8	148.8	-
Jun '21	138.8	148.0	-
May '21	138.8	146.5	-
Apr '21	141.4	147.9	-
Mar '21	140.2	136.0	-
Feb '21	136.0	141.3	-
Jan '21	129.7	131.3	-
Dec '20	127.6	130.1	-
Nov '20	117.1	120.5	-
Oct '20	114.5	118.2	-
Sep '20	111.8	115.0	-
Aug '20	111.8	115.0	-
Jul '20	-	-	-
Jun '20	-	-	-
May '20	-	-	-
Apr '20	-	-	-
Mar '20	130.0	133.1	-
Feb '20	140.4	143.6	-
Jan '20	143.9	147.1	-
Dec '19	145.7	148.8	-
Nov '19	140.4	143.6	-
Oct '19	134.7	137.8	-
Sep '19	127.3	130.5	-

Residential Heating Fuel Prices — Burwash Landing

	Furnace Oil	Arctic Stove Oil	Propane (500 gallon tank)
21-Sep-22	209.9	213.0	-
07-Sep-22	202.5	207.8	-
24-Aug-22	202.5	203.6	-
10-Aug-22	202.5	202.6	-
27-Jul-22	225.1	227.2	-
13-Jul-22	225.1	223.8	-
29-Jun-22	225.1	223.8	-
15-Jun-22	n/a	n/a	-
01-Jun-22	204.1	200.5	-
18-May-22	204.1	206.7	-
04-May-22	204.1	200.5	-
20-Apr-22	193.6	196.2	-
06-Apr-22	193.6	190.0	-
23-Mar-22	190.2	193.8	-
09-Mar-22	190.2	167.6	-
23-Feb-22	155.6	150.2	-
09-Feb-22	155.6	150.2	-
26-Jan-22	155.6	150.2	-
12-Jan-22	147.2	143.4	-
29-Dec-21	147.2	150.3	-
15-Dec-21	147.2	148.7	-
01-Dec-21	147.2	148.7	-
17-Nov-21	147.2	135.5	-
03-Nov-21	147.2	135.5	-
20-Oct-21	143.0	146.1	-
06-Oct-21	143.0	146.1	-
22-Sep-21	143.0	146.1	-
08-Sep-21	136.7	130.3	-
Aug '21	136.7	135.1	-
Jul '21	136.7	127.7	-
Jun '21	136.7	130.3	-
May '21	136.7	130.3	-
Apr '21	137.1	130.5	-
Mar '21	133.9	130.9	-
Feb '21	129.7	128.5	-
Jan '21	123.4	123.8	-
Dec '20	121.3	124.4	-
Nov '20	115.0	117.5	-
Oct '20	112.4	115.5	-
Sep '20	109.7	112.9	-
Aug '20	109.7	114.2	-
Jul '20	109.7	113.6	-
Jun '20	109.7	113.8	-
May '20	109.7	114.2	-
Apr '20	112.3	115.4	-
Mar '20	127.4	134.5	-
Feb '20	137.8	139.8	-
Jan '20	141.3	141.7	-
Dec '19	143.1	143.5	-
Nov '19	137.8	139.6	-
Oct '19	132.6	135.4	-
Sep '19	125.2	131.9	-

Residential Heating Fuel Prices — Carcross

	Furnace Oil	Arctic Stove Oil	Propane (500 gallon tank)
21-Sep-22	208.0	222.9	-
07-Sep-22	200.7	215.8	-
24-Aug-22	200.7	216.3	-
10-Aug-22	200.7	212.9	-
27-Jul-22	222.7	213.6	-
13-Jul-22	222.7	222.1	-
29-Jun-22	222.7	222.1	-
15-Jun-22	n/a	207.3	-
01-Jun-22	201.7	206.0	-
18-May-22	201.7	206.0	-
04-May-22	201.7	206.0	-
20-Apr-22	191.2	195.1	-
06-Apr-22	191.2	195.1	-
23-Mar-22	188.3	193.7	-
09-Mar-22	188.3	193.7	-
23-Feb-22	153.7	162.4	-
09-Feb-22	153.7	162.4	-
26-Jan-22	153.7	158.4	-
12-Jan-22	145.3	150.8	-
29-Dec-21	145.3	150.8	-
15-Dec-21	145.3	150.8	-
01-Dec-21	145.3	153.3	-
17-Nov-21	145.3	153.3	-
03-Nov-21	145.3	143.4	-
20-Oct-21	141.1	141.3	-
06-Oct-21	141.1	141.3	-
22-Sep-21	141.1	141.3	-
08-Sep-21	134.8	138.2	-
Aug '21	134.8	138.2	-
Jul '21	134.8	138.3	-
Jun '21	134.8	138.3	-
May '21	134.8	138.2	-
Apr '21	135.2	138.4	-
Mar '21	132.0	135.2	-
Feb '21	127.8	131.0	-
Jan '21	121.5	121.2	-
Dec '20	119.4	120.8	-
Nov '20	113.1	112.7	-
Oct '20	110.5	108.7	-
Sep '20	107.8	103.8	-
Aug '20	107.8	103.8	-
Jul '20	107.8	103.8	-
Jun '20	107.8	104.4	-
May '20	107.8	111.0	-
Apr '20	110.4	112.6	-
Mar '20	125.5	117.9	-
Feb '20	135.9	131.0	-
Jan '20	139.4	142.6	-
Dec '19	141.2	140.4	-
Nov '19	135.9	136.5	-
Oct '19	130.7	133.8	-
Sep '19	123.3	127.1	-

Residential Heating Fuel Prices — Carmacks

	Furnace Oil	Arctic Stove Oil	Propane (500 gallon tank)
21-Sep-22	208.8	224.7	n/a
07-Sep-22	201.5	212.0	103.1
24-Aug-22	201.5	221.9	n/a
10-Aug-22	201.5	221.9	103.7
27-Jul-22	223.5	221.9	104.1
13-Jul-22	223.5	221.9	n/a
29-Jun-22	223.5	221.9	n/a
15-Jun-22	n/a	221.9	105.5
01-Jun-22	202.5	213.8	105.1
18-May-22	202.5	213.8	106.2
04-May-22	202.5	213.8	106.2
20-Apr-22	192.0	197.3	131.8
06-Apr-22	192.0	197.3	n/a
23-Mar-22	189.2	195.9	140.3
09-Mar-22	189.2	195.9	141.9
23-Feb-22	154.5	164.5	121.2
09-Feb-22	154.5	164.5	121.2
26-Jan-22	154.5	160.5	119.5
12-Jan-22	146.1	152.9	119.1
29-Dec-21	146.1	152.9	111.4
15-Dec-21	146.1	152.9	n/a
01-Dec-21	146.1	155.4	n/a
17-Nov-21	146.1	155.4	n/a
03-Nov-21	146.1	145.6	n/a
20-Oct-21	141.9	143.5	120.9
06-Oct-21	141.9	143.5	120.9
22-Sep-21	141.9	143.5	113.2
08-Sep-21	135.6	140.3	110.8
Aug '21	135.6	140.3	105.3
Jul '21	135.6	141.1	106.5
Jun '21	135.7	140.8	101.8
May '21	135.7	140.3	88.7
Apr '21	136.1	140.5	98.3
Mar '21	132.8	137.2	104.9
Feb '21	128.6	133.1	106.2
Jan '21	122.3	123.3	102.0
Dec '20	120.2	122.4	91.6
Nov '20	113.9	114.7	90.1
Oct '20	111.3	110.1	89.1
Sep '20	108.7	105.8	89.7
Aug '20	108.7	105.8	97.5
Jul '20	108.7	105.8	110.5
Jun '20	108.7	106.0	132.3
May '20	108.7	111.8	134.9
Apr '20	111.5	114.3	135.9
Mar '20	126.8	120.1	139.6
Feb '20	137.3	133.2	140.6
Jan '20	140.8	144.5	140.8
Dec '19	142.5	142.7	146.5
Nov '19	136.8	138.5	128.3
Oct '19	131.5	134.7	127.0
Sep '19	124.2	129.3	123.2

Residential Heating Fuel Prices — Dawson City

	Furnace Oil	Arctic Stove Oil	Propane (500 gallon tank)
21-Sep-22	206.4	208.0	n/a
07-Sep-22	202.8	204.3	103.1
24-Aug-22	197.5	199.0	n/a
10-Aug-22	214.7	216.3	103.7
27-Jul-22	231.3	232.8	104.1
13-Jul-22	230.0	231.5	n/a
29-Jun-22	230.0	231.5	n/a
15-Jun-22	233.1	233.1	105.5
01-Jun-22	225.3	226.8	105.1
18-May-22	219.5	221.0	106.2
04-May-22	202.4	204.0	106.2
20-Apr-22	197.2	198.7	131.8
06-Apr-22	197.2	198.7	n/a
23-Mar-22	196.1	197.5	140.3
09-Mar-22	196.1	197.5	141.9
23-Feb-22	161.0	162.6	121.2
09-Feb-22	161.0	162.6	121.2
26-Jan-22	159.2	160.8	119.5
12-Jan-22	152.9	154.5	119.1
29-Dec-21	149.6	152.7	111.4
15-Dec-21	155.0	156.6	n/a
01-Dec-21	155.0	156.6	n/a
17-Nov-21	154.0	155.6	n/a
03-Nov-21	151.9	153.5	n/a
20-Oct-21	149.8	151.4	120.9
06-Oct-21	143.4	144.9	120.9
22-Sep-21	143.4	144.9	113.2
08-Sep-21	140.2	141.8	110.8
Aug '21	140.2	141.8	105.3
Jul '21	139.0	142.2	106.5
Jun '21	140.7	141.7	101.8
May '21	139.7	142.0	88.7
Apr '21	140.5	142.1	98.3
Mar '21	135.3	136.8	104.9
Feb '21	131.5	133.1	106.2
Jan '21	125.5	127.1	102.0
Dec '20	121.5	123.1	91.6
Nov '20	114.5	117.0	90.1
Oct '20	114.8	117.9	89.1
Sep '20	112.1	115.2	89.7
Aug '20	112.1	115.2	97.5
Jul '20	112.8	115.7	110.5
Jun '20	110.0	112.6	132.3
May '20	110.6	114.5	134.9
Apr '20	117.9	117.9	135.9
Mar '20	126.9	129.1	139.6
Feb '20	140.1	142.7	140.6
Jan '20	143.7	146.8	140.8
Dec '19	143.6	146.6	146.5
Nov '19	140.0	142.9	128.3
Oct '19	134.6	137.3	127.0
Sep '19	128.3	131.4	123.2

Residential Heating Fuel Prices — Destruction Bay

	Furnace Oil	Arctic Stove Oil	Propane (500 gallon tank)
21-Sep-22	209.9	226.8	-
07-Sep-22	202.5	213.7	-
24-Aug-22	202.5	213.8	-
10-Aug-22	202.5	212.2	-
27-Jul-22	225.1	217.5	-
13-Jul-22	225.1	225.9	-
29-Jun-22	225.1	225.9	-
15-Jun-22	n/a	224.2	-
01-Jun-22	204.1	209.8	-
18-May-22	204.1	209.8	-
04-May-22	204.1	209.8	-
20-Apr-22	193.6	198.9	-
06-Apr-22	193.6	198.9	-
23-Mar-22	190.2	197.5	-
09-Mar-22	190.2	197.5	-
23-Feb-22	155.6	166.1	-
09-Feb-22	155.6	166.1	-
26-Jan-22	155.6	162.2	-
12-Jan-22	147.2	154.6	-
29-Dec-21	147.2	154.6	-
15-Dec-21	147.2	154.6	-
01-Dec-21	147.2	157.1	-
17-Nov-21	147.2	157.1	-
03-Nov-21	147.2	147.3	-
20-Oct-21	143.0	145.2	-
06-Oct-21	143.0	145.2	-
22-Sep-21	143.0	145.2	-
08-Sep-21	136.7	142.0	-
Aug '21	136.7	142.0	-
Jul '21	136.7	143.1	-
Jun '21	136.7	142.7	-
May '21	136.7	142.0	-
Apr '21	137.1	142.2	-
Mar '21	133.9	138.9	-
Feb '21	129.7	134.8	-
Jan '21	123.4	124.9	-
Dec '20	121.3	124.0	-
Nov '20	115.0	118.1	-
Oct '20	112.4	115.5	-
Sep '20	109.7	112.9	-
Aug '20	109.7	112.9	-
Jul '20	109.7	112.9	-
Jun '20	109.7	112.9	-
May '20	109.7	112.9	-
Apr '20	112.3	115.4	-
Mar '20	127.4	130.5	-
Feb '20	137.8	141.0	-
Jan '20	141.3	144.5	-
Dec '19	143.1	146.2	-
Nov '19	137.8	141.0	-
Oct '19	132.6	135.7	-
Sep '19	125.2	128.4	-

Residential Heating Fuel Prices — Faro

	Furnace Oil	Arctic Stove Oil	Propane (500 gallon tank)
21-Sep-22	210.9	219.8	n/a
07-Sep-22	203.6	211.0	103.1
24-Aug-22	203.6	211.1	n/a
10-Aug-22	203.6	205.1	103.7
27-Jul-22	225.6	222.0	104.1
13-Jul-22	225.6	227.6	n/a
29-Jun-22	225.6	227.6	n/a
15-Jun-22	n/a	232.3	105.5
01-Jun-22	204.6	209.7	105.1
18-May-22	204.6	209.7	106.2
04-May-22	204.6	209.7	106.2
20-Apr-22	194.1	200.0	131.8
06-Apr-22	194.1	198.4	n/a
23-Mar-22	191.3	197.5	140.3
09-Mar-22	191.3	188.4	141.9
23-Feb-22	156.6	163.9	121.2
09-Feb-22	156.6	163.9	121.2
26-Jan-22	156.6	161.3	119.5
12-Jan-22	148.2	153.8	119.1
29-Dec-21	148.2	155.1	111.4
15-Dec-21	148.2	153.8	n/a
01-Dec-21	148.2	155.5	n/a
17-Nov-21	148.2	155.5	n/a
03-Nov-21	148.2	148.9	n/a
20-Oct-21	144.0	146.1	120.9
06-Oct-21	144.0	146.1	120.9
22-Sep-21	144.0	144.6	113.2
08-Sep-21	137.7	142.5	110.8
Aug '21	137.7	140.4	105.3
Jul '21	137.7	139.7	106.5
Jun '21	137.8	142.4	101.8
May '21	137.8	141.7	88.7
Apr '21	138.2	141.9	98.3
Mar '21	134.9	137.9	104.9
Feb '21	130.7	135.2	106.2
Jan '21	124.4	126.2	102.0
Dec '20	122.3	125.1	91.6
Nov '20	116.0	119.2	90.1
Oct '20	113.4	116.6	89.1
Sep '20	110.8	113.7	89.7
Aug '20	110.8	111.7	97.5
Jul '20	110.8	113.7	110.5
Jun '20	110.8	113.8	132.3
May '20	110.8	113.7	134.9
Apr '20	113.3	119.2	135.9
Mar '20	128.4	131.4	139.6
Feb '20	138.9	141.9	140.6
Jan '20	142.4	146.3	140.8
Dec '19	144.1	147.1	146.5
Nov '19	138.9	140.7	128.3
Oct '19	133.6	131.8	127.0
Sep '19	126.3	129.4	123.2

Residential Heating Fuel Prices — Haines Junction

	Furnace Oil	Arctic Stove Oil	Propane (500 gallon tank)
21-Sep-22	208.8	225.1	n/a
07-Sep-22	201.5	211.9	103.1
24-Aug-22	201.5	212.2	n/a
10-Aug-22	201.5	210.5	103.7
27-Jul-22	224.6	215.9	104.1
13-Jul-22	223.5	224.3	n/a
29-Jun-22	223.5	224.3	n/a
15-Jun-22	n/a	221.9	105.5
01-Jun-22	202.5	213.8	105.1
18-May-22	202.5	213.8	100.9
04-May-22	202.5	213.8	100.0
20-Apr-22	192.0	197.3	125.2
06-Apr-22	192.0	197.3	n/a
23-Mar-22	189.2	195.9	140.3
09-Mar-22	189.2	195.9	141.9
23-Feb-22	154.5	164.5	121.2
09-Feb-22	154.5	164.5	121.2
26-Jan-22	154.5	160.5	119.5
12-Jan-22	146.1	152.9	119.1
29-Dec-21	146.1	152.9	111.4
15-Dec-21	146.1	152.9	n/a
01-Dec-21	146.1	155.4	n/a
17-Nov-21	146.1	155.4	n/a
03-Nov-21	146.1	145.6	n/a
20-Oct-21	141.9	143.5	120.9
06-Oct-21	141.9	143.5	120.9
22-Sep-21	141.9	143.5	113.2
08-Sep-21	135.6	140.3	110.8
Aug '21	135.6	140.3	105.3
Jul '21	135.6	141.5	106.5
Jun '21	135.7	140.8	101.8
May '21	135.7	140.3	88.7
Apr '21	136.1	140.5	98.3
Mar '21	132.8	137.2	104.9
Feb '21	128.6	133.1	106.2
Jan '21	122.3	123.3	102.0
Dec '20	120.2	122.4	91.6
Nov '20	113.9	114.7	90.1
Oct '20	111.3	110.1	89.1
Sep '20	108.7	105.8	89.7
Aug '20	108.7	105.8	97.5
Jul '20	108.7	105.8	110.5
Jun '20	108.7	106.0	132.3
May '20	108.7	111.8	134.9
Apr '20	114.9	117.7	135.9
Mar '20	133.7	123.6	139.6
Feb '20	144.1	136.6	140.6
Jan '20	140.3	144.2	140.8
Dec '19	142.0	142.4	146.5
Nov '19	136.8	138.5	128.3
Oct '19	131.5	134.7	127.0
Sep '19	124.2	127.0	123.2

Residential Heating Fuel Prices — Marsh Lake

	Furnace Oil	Arctic Stove Oil	Propane (500 gallon tank)
21-Sep-22	208.0	222.9	-
07-Sep-22	200.7	209.8	-
24-Aug-22	200.7	210.1	-
10-Aug-22	200.7	208.4	-
27-Jul-22	223.5	208.4	-
13-Jul-22	223.5	216.8	-
29-Jun-22	223.5	216.8	-
15-Jun-22	n/a	218.6	-
01-Jun-22	201.7	200.7	-
18-May-22	201.7	200.7	-
04-May-22	201.7	200.7	-
20-Apr-22	191.2	195.1	-
06-Apr-22	191.2	193.8	-
23-Mar-22	188.3	193.8	-
09-Mar-22	188.3	193.8	-
23-Feb-22	153.7	162.4	-
09-Feb-22	153.7	162.4	-
26-Jan-22	153.7	158.4	-
12-Jan-22	145.3	150.8	-
29-Dec-21	145.3	150.8	-
15-Dec-21	145.3	150.8	-
01-Dec-21	145.3	153.3	-
17-Nov-21	145.3	153.3	-
03-Nov-21	145.3	143.4	-
20-Oct-21	141.1	141.3	-
06-Oct-21	141.1	141.3	-
22-Sep-21	141.1	141.3	-
08-Sep-21	134.8	138.2	-
Aug '21	134.8	138.2	-
Jul '21	134.8	138.3	-
Jun '21	134.8	138.3	-
May '21	134.8	138.2	-
Apr '21	135.2	138.4	-
Mar '21	132.0	135.2	-
Feb '21	127.8	131.0	-
Jan '21	121.5	121.2	-
Dec '20	119.4	120.8	-
Nov '20	113.1	112.7	-
Oct '20	110.5	108.7	-
Sep '20	107.8	103.8	-
Aug '20	107.8	103.8	-
Jul '20	107.8	103.8	-
Jun '20	107.8	104.4	-
May '20	107.8	111.0	-
Apr '20	110.4	111.8	-
Mar '20	125.5	117.9	-
Feb '20	135.9	131.0	-
Jan '20	139.4	142.6	-
Dec '19	141.2	140.4	-
Nov '19	135.9	136.5	-
Oct '19	130.7	133.8	-
Sep '19	123.3	125.9	-

Residential Heating Fuel Prices — Mayo

	Furnace Oil	Arctic Stove Oil	Propane (500 gallon tank)
21-Sep-22	201.5	217.9	n/a
07-Sep-22	197.8	209.4	103.1
24-Aug-22	197.8	209.5	n/a
10-Aug-22	209.9	216.1	103.7
27-Jul-22	221.0	223.6	104.1
13-Jul-22	220.0	228.4	n/a
29-Jun-22	220.0	228.4	n/a
15-Jun-22	224.6	227.8	105.5
01-Jun-22	215.0	221.4	105.1
18-May-22	209.0	217.4	106.2
04-May-22	192.5	206.4	106.2
20-Apr-22	192.5	196.0	131.8
06-Apr-22	192.5	196.1	n/a
23-Mar-22	191.2	198.3	140.3
09-Mar-22	191.3	198.3	141.9
23-Feb-22	152.1	162.5	121.2
09-Feb-22	152.1	162.5	121.2
26-Jan-22	150.7	158.9	119.5
12-Jan-22	144.4	152.5	119.1
29-Dec-21	148.4	158.5	111.4
15-Dec-21	146.5	153.9	n/a
01-Dec-21	146.5	155.6	n/a
17-Nov-21	145.5	155.0	n/a
03-Nov-21	143.4	147.0	n/a
20-Oct-21	141.2	145.6	120.9
06-Oct-21	139.5	144.4	120.9
22-Sep-21	139.5	144.4	113.2
08-Sep-21	136.4	142.3	110.8
Aug '21	137.1	144.2	105.3
Jul '21	137.8	148.6	106.5
Jun '21	135.5	142.6	101.8
May '21	136.1	143.5	88.7
Apr '21	135.6	141.8	98.3
Mar '21	131.4	137.9	104.9
Feb '21	127.6	134.0	106.2
Jan '21	121.8	126.2	102.0
Dec '20	118.3	121.8	91.6
Nov '20	109.8	114.9	90.1
Oct '20	113.4	113.5	89.1
Sep '20	110.8	110.5	89.7
Aug '20	110.8	110.5	97.5
Jul '20	110.6	110.8	110.5
Jun '20	111.0	110.9	132.3
May '20	110.4	114.6	134.9
Apr '20	113.3	117.4	135.9
Mar '20	126.6	126.7	139.6
Feb '20	141.2	140.3	140.6
Jan '20	143.4	148.1	140.8
Dec '19	144.7	147.4	146.5
Nov '19	141.1	144.2	128.3
Oct '19	136.7	139.8	127.0
Sep '19	127.5	131.3	123.2

Residential Heating Fuel Prices — Pelly Crossing

	Furnace Oil	Arctic Stove Oil	Propane (500 gallon tank)
21-Sep-22	210.9	227.3	-
07-Sep-22	202.8	213.8	-
24-Aug-22	202.8	213.9	-
10-Aug-22	202.8	212.3	-
27-Jul-22	224.8	217.5	-
13-Jul-22	224.8	225.9	-
29-Jun-22	216.9	225.9	-
15-Jun-22	n/a	224.2	-
01-Jun-22	203.8	209.8	-
18-May-22	203.8	209.8	-
04-May-22	203.8	209.8	-
20-Apr-22	193.3	198.9	-
06-Apr-22	193.3	198.9	-
23-Mar-22	190.4	197.5	-
09-Mar-22	190.4	197.5	-
23-Feb-22	155.8	166.1	-
09-Feb-22	155.8	166.1	-
26-Jan-22	155.8	162.2	-
12-Jan-22	147.4	154.7	-
29-Dec-21	147.4	154.7	-
15-Dec-21	147.4	154.7	-
01-Dec-21	147.4	157.2	-
17-Nov-21	147.4	157.2	-
03-Nov-21	147.4	147.4	-
20-Oct-21	143.2	145.3	-
06-Oct-21	143.2	145.3	-
22-Sep-21	143.2	145.3	-
08-Sep-21	136.9	142.1	-
Aug '21	136.9	142.1	-
Jul '21	136.9	143.2	-
Jun '21	136.9	142.8	-
May '21	136.9	142.1	-
Apr '21	137.3	142.3	-
Mar '21	134.1	139.0	-
Feb '21	129.9	132.9	-
Jan '21	123.6	125.0	-
Dec '20	121.5	124.0	-
Nov '20	115.2	116.4	-
Oct '20	112.6	111.9	-
Sep '20	109.9	108.0	-
Aug '20	109.9	108.0	-
Jul '20	109.9	108.0	-
Jun '20	109.9	107.9	-
May '20	109.9	113.1	-
Apr '20	112.5	115.7	-
Mar '20	127.6	122.1	-
Feb '20	138.0	135.2	-
Jan '20	141.5	146.1	-
Dec '19	143.3	144.6	-
Nov '19	138.0	141.0	-
Oct '19	132.8	135.9	-
Sep '19	125.4	131.5	-

Residential Heating Fuel Prices — Ross River

	Furnace Oil	Arctic Stove Oil	Propane (500 gallon tank)
21-Sep-22	226.5	231.4	n/a
07-Sep-22	213.6	218.3	103.1
24-Aug-22	213.7	218.6	n/a
10-Aug-22	215.8	216.3	103.7
27-Jul-22	236.1	224.0	104.1
13-Jul-22	236.1	226.3	n/a
29-Jun-22	229.1	226.3	n/a
15-Jun-22	212.2	218.6	105.5
01-Jun-22	208.4	216.4	105.1
18-May-22	212.0	216.4	106.2
04-May-22	207.9	216.4	106.2
20-Apr-22	202.7	205.5	131.8
06-Apr-22	201.4	205.5	n/a
23-Mar-22	199.9	204.0	140.3
09-Mar-22	191.3	204.0	141.9
23-Feb-22	157.2	172.6	121.3
09-Feb-22	157.2	172.6	121.3
26-Jan-22	161.5	168.7	119.6
12-Jan-22	148.8	158.8	119.2
29-Dec-21	148.8	158.8	111.4
15-Dec-21	157.3	158.8	n/a
01-Dec-21	157.3	161.4	n/a
17-Nov-21	157.3	161.4	n/a
03-Nov-21	148.8	151.5	n/a
20-Oct-21	147.9	149.4	120.9
06-Oct-21	147.9	149.4	120.9
22-Sep-21	147.9	149.4	113.2
08-Sep-21	144.8	146.3	110.8
Aug '21	146.7	146.3	105.3
Jul '21	148.5	148.8	106.5
Jun '21	147.4	147.9	101.8
May '21	145.1	146.3	88.7
Apr '21	141.7	146.5	98.3
Mar '21	136.5	143.2	104.9
Feb '21	130.3	139.0	106.2
Jan '21	124.7	129.0	102.0
Dec '20	122.9	126.0	91.6
Nov '20	115.3	119.7	90.1
Oct '20	115.3	117.1	89.1
Sep '20	113.4	114.5	89.7
Aug '20	112.4	114.5	97.5
Jul '20	118.7	114.5	110.7
Jun '20	112.7	-	132.3
May '20	115.0	-	134.9
Apr '20	119.9	-	135.9
Mar '20	141.1	132.0	139.6
Feb '20	148.6	142.5	140.6
Jan '20	146.8	146.0	140.8
Dec '19	149.2	147.8	146.5
Nov '19	143.0	142.5	128.3
Oct '19	150.4	137.3	127.0
Sep '19	141.3	129.9	123.2

Residential Heating Fuel Prices — Stewart Crossing

	Furnace Oil	Arctic Stove Oil	Propane (500 gallon tank)
21-Sep-22	210.9	213.6	-
07-Sep-22	203.1	206.2	-
24-Aug-22	203.1	206.2	-
10-Aug-22	203.1	206.2	-
27-Jul-22	225.1	228.2	-
13-Jul-22	225.1	228.2	-
29-Jun-22	225.1	228.2	-
15-Jun-22	n/a	n/a	-
01-Jun-22	204.1	207.2	-
18-May-22	204.1	207.2	-
04-May-22	204.1	207.2	-
20-Apr-22	193.6	196.7	-
06-Apr-22	193.6	196.7	-
23-Mar-22	190.8	193.9	-
09-Mar-22	190.8	193.9	-
23-Feb-22	156.1	159.3	-
09-Feb-22	156.1	159.3	-
26-Jan-22	156.1	159.3	-
12-Jan-22	147.7	150.9	-
29-Dec-21	147.7	150.9	-
15-Dec-21	147.7	150.9	-
01-Dec-21	147.7	150.9	-
17-Nov-21	147.7	150.9	-
03-Nov-21	147.7	150.9	-
20-Oct-21	143.5	146.7	-
06-Oct-21	143.5	146.7	-
22-Sep-21	143.5	146.7	-
08-Sep-21	137.2	140.4	-
Aug '21	137.2	140.4	-
Jul '21	137.2	140.4	-
Jun '21	137.2	140.4	-
May '21	137.2	140.4	-
Apr '21	137.6	140.8	-
Mar '21	134.4	137.6	-
Feb '21	130.2	133.4	-
Jan '21	123.9	127.1	-
Dec '20	121.8	125.0	-
Nov '20	115.5	118.7	-
Oct '20	112.9	116.1	-
Sep '20	110.3	113.4	-
Aug '20	110.3	113.4	-
Jul '20	110.3	113.4	-
Jun '20	110.3	113.4	-
May '20	110.3	113.4	-
Apr '20	112.8	115.9	-
Mar '20	127.9	131.0	-
Feb '20	138.3	141.5	-
Jan '20	141.8	145.0	-
Dec '19	143.6	146.7	-
Nov '19	138.3	141.5	-
Oct '19	131.1	136.2	-
Sep '19	125.7	128.9	-

Residential Heating Fuel Prices — Tagish & Teslin

	Tagish				Teslin		
	Furnace Oil	Arctic Stove Oil	Propane (500 gallon tank)		Furnace Oil	Arctic Stove Oil	Propane (500 gallon tank)
21-Sep-22	208.0	222.9	-	21-Sep-22	208.8	225.1	n/a
07-Sep-22	200.7	209.8	-	07-Sep-22	201.5	211.9	103.1
24-Aug-22	200.7	210.1	-	24-Aug-22	201.5	212.2	n/a
10-Aug-22	200.7	208.4	-	10-Aug-22	201.5	210.5	103.7
27-Jul-22	223.8	214.3	-	27-Jul-22	223.8	216.0	104.1
13-Jul-22	223.8	222.7	-	13-Jul-22	223.8	224.4	n/a
29-Jun-22	223.8	222.7	-	29-Jun-22	223.8	224.4	n/a
15-Jun-22	n/a	218.6	-	15-Jun-22	n/a	221.9	105.5
01-Jun-22	202.7	206.6	-	01-Jun-22	202.8	213.9	105.1
18-May-22	202.7	206.6	-	18-May-22	202.8	213.9	106.2
04-May-22	202.7	206.6	-	04-May-22	202.8	213.9	106.2
20-Apr-22	192.2	195.7	-	20-Apr-22	192.3	197.4	131.8
06-Apr-22	192.2	195.7	-	06-Apr-22	192.2	197.4	n/a
23-Mar-22	189.4	194.3	-	23-Mar-22	189.4	196.0	140.3
09-Mar-22	189.4	194.3	-	09-Mar-22	189.4	196.0	141.9
23-Feb-22	154.7	162.9	-	23-Feb-22	154.7	164.6	121.2
09-Feb-22	154.7	162.9	-	09-Feb-22	154.7	164.6	121.2
26-Jan-22	154.7	158.9	-	26-Jan-22	154.7	160.6	119.5
12-Jan-22	146.3	151.4	-	12-Jan-22	146.3	152.9	119.1
29-Dec-21	146.3	151.4	-	29-Dec-21	146.3	152.9	111.4
15-Dec-21	146.3	151.4	-	15-Dec-21	146.3	152.9	n/a
01-Dec-21	146.3	153.8	-	01-Dec-21	146.3	155.4	n/a
17-Nov-21	146.3	153.8	-	17-Nov-21	146.3	155.4	n/a
03-Nov-21	146.3	143.9	-	03-Nov-21	146.3	145.6	n/a
20-Oct-21	142.1	141.8	-	20-Oct-21	141.9	143.5	120.9
06-Oct-21	142.1	141.8	-	06-Oct-21	141.9	143.5	120.9
22-Sep-21	142.1	141.3	-	22-Sep-21	141.9	143.5	113.2
08-Sep-21	134.8	138.2	-	08-Sep-21	135.6	140.3	110.8
Aug '21	134.8	138.2	-	Aug '21	135.6	140.3	105.3
Jul '21	134.8	138.3	-	Jul '21	135.6	141.5	106.5
Jun '21	134.8	138.3	-	Jun '21	135.7	140.8	101.8
May '21	134.8	138.2	-	May '21	135.7	140.3	88.7
Apr '21	135.2	138.4	-	Apr '21	136.1	140.5	98.3
Mar '21	132.0	135.2	-	Mar '21	132.8	137.2	104.9
Feb '21	127.8	131.0	-	Feb '21	128.6	133.1	106.2
Jan '21	121.5	121.2	-	Jan '21	122.3	123.3	102.0
Dec '20	119.4	120.8	-	Dec '20	120.2	122.4	91.6
Nov '20	113.1	112.7	-	Nov '20	113.9	114.7	90.1
Oct '20	110.5	108.7	-	Oct '20	111.3	110.1	89.1
Sep '20	107.8	103.8	-	Sep '20	108.7	105.8	89.7
Aug '20	107.8	103.8	-	Aug '20	108.7	105.8	97.5
Jul '20	107.8	103.8	-	Jul '20	108.7	105.8	110.5
Jun '20	107.8	104.4	-	Jun '20	108.7	106.0	132.3
May '20	107.8	111.0	-	May '20	108.7	111.8	134.9
Apr '20	110.4	112.7	-	Apr '20	111.2	114.1	135.9
Mar '20	125.5	117.9	-	Mar '20	126.3	119.9	139.6
Feb '20	135.9	131.0	-	Feb '20	136.8	133.0	140.6
Jan '20	139.4	142.6	-	Jan '20	140.3	144.2	140.8
Dec '19	141.2	140.4	-	Dec '19	142.0	142.4	146.5
Nov '19	135.9	136.5	-	Nov '19	136.8	138.5	128.3
Oct '19	130.7	133.8	-	Oct '19	131.5	134.7	127.0
Sep '19	123.3	125.9	-	Sep '19	124.2	128.3	123.2

Residential Heating Fuel Prices — Watson Lake

	Furnace Oil	Arctic Stove Oil	Propane (500 gallon tank)
21-Sep-22	212.0	231.4	n/a
07-Sep-22	204.6	218.6	94.5
24-Aug-22	204.6	218.8	n/a
10-Aug-22	204.6	216.6	95.1
27-Jul-22	226.9	221.9	95.4
13-Jul-22	226.9	230.4	n/a
29-Jun-22	226.9	230.4	n/a
15-Jun-22	n/a	219.7	97.0
01-Jun-22	205.9	214.3	96.5
18-May-22	205.9	214.3	97.6
04-May-22	205.9	214.3	100.0
20-Apr-22	195.4	203.4	121.9
06-Apr-22	195.4	203.4	n/a
23-Mar-22	192.6	202.0	130.3
09-Mar-22	192.6	202.0	131.9
23-Feb-22	157.7	170.6	121.2
09-Feb-22	157.7	170.6	121.2
26-Jan-22	157.7	166.6	119.5
12-Jan-22	149.3	159.0	119.1
29-Dec-21	149.3	159.0	111.4
15-Dec-21	149.3	159.0	n/a
01-Dec-21	149.3	161.7	n/a
17-Nov-21	149.3	161.7	n/a
03-Nov-21	149.3	151.8	n/a
20-Oct-21	145.1	149.7	120.9
06-Oct-21	145.1	149.7	120.9
22-Sep-21	145.1	149.7	113.2
08-Sep-21	138.8	146.5	110.8

Aug '21	138.8	146.5	105.3
Jul '21	138.8	148.8	106.5
Jun '21	138.8	148.0	101.8
May '21	138.8	146.5	88.7
Apr '21	139.3	146.8	98.3
Mar '21	136.0	143.4	104.9
Feb '21	131.8	139.2	106.2
Jan '21	125.5	129.2	102.0

Dec '20	123.4	127.4	91.6
Nov '20	117.1	120.5	90.1
Oct '20	114.5	114.4	89.1
Sep '20	111.8	111.0	89.7
Aug '20	111.8	111.0	97.5
Jul '20	111.8	111.0	110.5
Jun '20	111.8	110.6	132.3
May '20	111.8	115.0	134.9
Apr '20	114.4	118.2	135.9
Mar '20	129.5	125.1	139.6
Feb '20	139.9	138.2	140.6
Jan '20	143.4	148.7	140.8

Dec '19	145.2	147.7	146.5
Nov '19	139.9	143.7	128.3
Oct '19	134.7	137.8	127.0
Sep '19	127.3	130.5	123.2

Next release: October 21, 2022