



## Yukon Fuel Price Survey September 2023

### Retail Motor Fuel Prices, by Community

	Regular gasoline			Premium gasoline			Diesel			Propane		
	--- % change ---			--- % change ---			--- % change ---			--- % change ---		
	Price	Aug '23 to Sep '23	Sep '22 to Sep '23	Price	Aug '23 to Sep '23	Sep '22 to Sep '23	Price	Aug '23 to Sep '23	Sep '22 to Sep '23	Price	Aug '23 to Sep '23	Sep '22 to Sep '23
Whitehorse	193.5	0.0%	4.8%	211.0	0.5%	5.9%	199.4	0.1%	-7.7%	137.3	-4.1%	-0.7%
Beaver Creek	231.5	3.2%	5.1%	239.5	1.1%	4.2%	240.2	4.8%	2.2%	...	...	...
Burwash Landing	197.9	0.0%	...	204.9	0.0%	...	202.9	0.0%	...	...	...	...
Carcross	199.9	0.0%	0.0%	...	...	...	209.9	0.0%	-8.7%	...	...	...
Carmacks	201.9	-2.7%	5.8%	220.9	-0.5%	8.9%	203.9	-3.3%	-11.2%	...	...	...
Dawson City	201.3	-1.9%	-0.4%	219.4	0.0%	-5.5%	208.8	0.0%	-10.8%	149.0	0.0%	-0.3%
Destruction Bay	193.9	0.0%	7.8%	214.9	0.0%	7.5%	208.9	4.0%	-1.6%	186.9	0.0%	-0.6%
Eagle Plains	..	...	...	...	...	...	..	...	...	...	...	...
Faro	203.9	0.0%	5.2%	...	...	...	209.9	2.4%	-6.7%	...	...	...
Haines Junction	204.9	1.3%	4.1%	222.4	2.7%	3.7%	209.6	-3.8%	-9.1%	...	...	...
Jake's Corner	193.9	0.0%	4.3%	212.9	0.0%	6.0%	199.9	0.0%	-4.8%	...	...	...
Mayo	196.6	-2.4%	7.6%	...	...	...	202.5	-2.4%	-7.1%	...	...	...
Pelly Crossing	199.9	0.0%	4.7%	215.9	0.0%	-1.8%	219.9	0.0%	4.8%	...	...	...
Ross River	199.9	-2.4%	4.7%	...	...	...	214.9	4.9%	-5.7%	...	...	...
Stewart Crossing	203.9	0.0%	4.1%	221.9	0.0%	5.2%	209.9	0.0%	-5.0%	...	...	...
Teslin	197.5	2.6%	4.0%	206.9	0.0%	3.0%	201.5	3.7%	-6.9%	150.0	-0.3%	0.0%
Watson Lake	192.4	-0.7%	0.1%	216.9	0.0%	4.3%	198.3	-0.9%	-8.8%	160.0	0.0%	0.0%

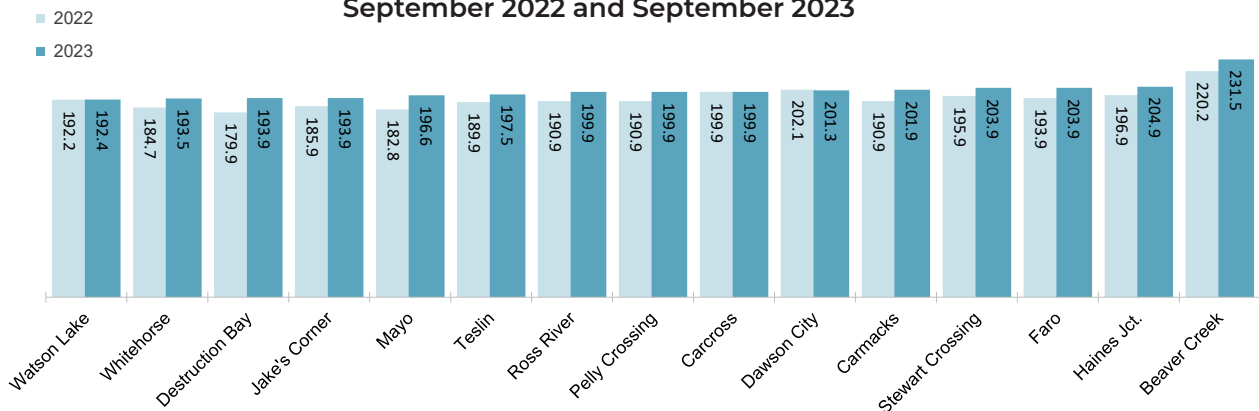
Notes to readers:

- All prices are Canadian cents per litre, including all applicable taxes.
- Communities with multiple gas stations have an average price for the reporting period.
- .. indicates this information was not available for the reporting period.
- ... indicates not applicable, or this service was not available in this community at this time.

In September 2023, average **regular self-serve** gasoline prices ranged from 192.4¢ per litre in Watson Lake to 231.5¢ per litre in Beaver Creek; a difference of 39.1¢. Comparing September 2023 to September 2022:

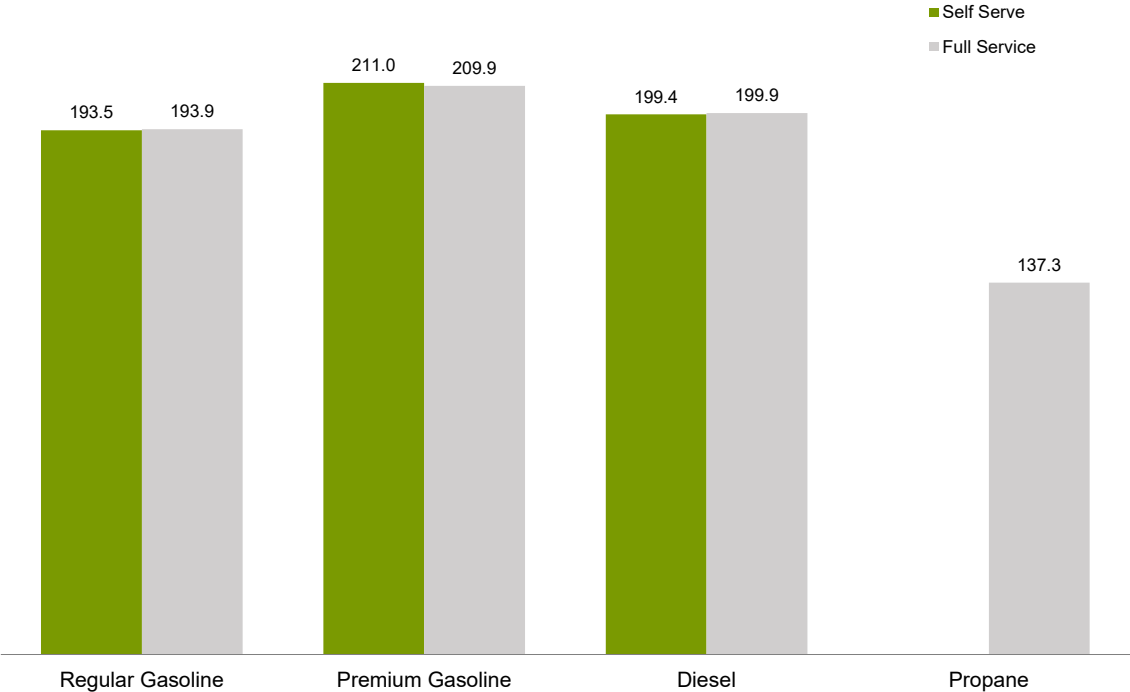
- Regular self-serve** gasoline prices increased in all Yukon communities except Dawson City — the largest percentage increase was in Destruction Bay (7.8%).
- Diesel self-serve** prices decreased in all Yukon communities except Beaver Creek and Pelly Crossing — the largest percentage decrease was in Carmacks (11.2%).
- In communities offering **full-serve propane** fuel services, prices remained the same in Teslin and Watson Lake and decreased in Destruction Bay, Dawson City and Whitehorse.

Average Self-Serve Regular Gasoline Prices, cents per litre,  
September 2022 and September 2023

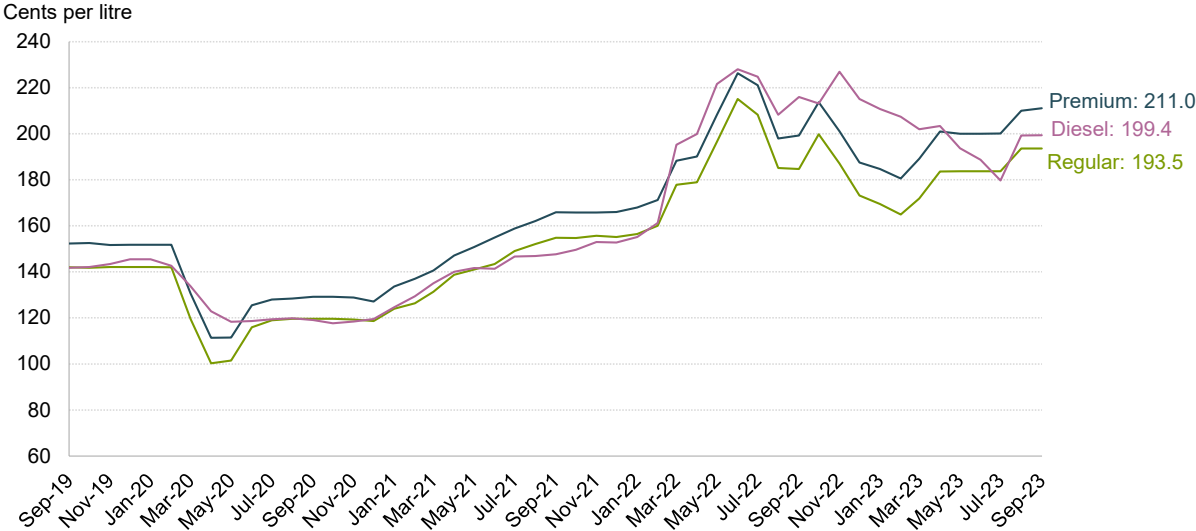


# Retail Motor Fuel Prices — Whitehorse

Average Fuel Prices, September 2023  
(cents per litre)



Average Self-Serve Bi-weekly Motor Fuel Prices, Whitehorse  
September 2019 - September 2023



# Residential Fuel Prices, by Community

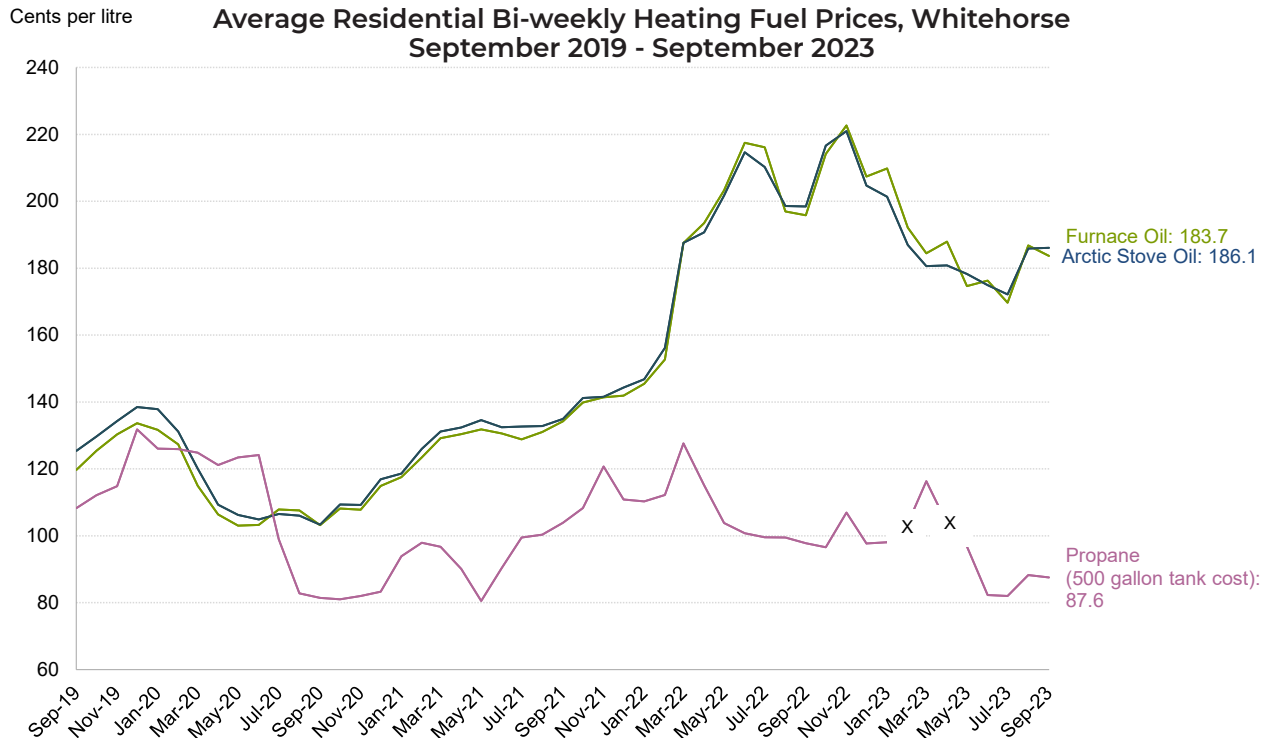
	Furnace Oil			Arctic Stove Oil			Propane (500-gallon tank)		
	--- % change ---			--- % change ---			--- % change ---		
	Price	Aug '23 to Sep '23	Sep '22 to Sep '23	Price	Aug '23 to Sep '23	Sep '22 to Sep '23	Price	Aug '23 to Sep '23	Sep '22 to Sep '23
Whitehorse	183.7	-1.7%	-6.2%	186.1	0.1%	-6.2%	87.6	-0.7%	-10.4%
Beaver Creek	189.5	0.0%	-9.0%	196.3	0.6%	-12.7%	...	...	...
Burwash Landing	187.4	0.0%	-9.1%	191.4	-0.2%	-9.0%	...	...	...
Carcross	185.5	0.0%	-9.2%	188.6	1.8%	-14.0%	...	...	...
Carmacks	186.4	0.0%	-9.2%	190.5	1.5%	-12.7%	92.9	-0.7%	-9.9%
Dawson City	193.2	0.9%	-5.6%	195.5	1.3%	-5.2%	92.9	-0.7%	-9.9%
Destruction Bay	187.4	0.0%	-9.1%	192.0	1.4%	-12.8%	...	...	...
Faro	188.5	0.0%	-9.1%	190.9	2.0%	-11.4%	92.9	-0.7%	-9.9%
Haines Junction	186.4	0.0%	-9.2%	190.5	1.5%	-12.8%	87.6	-0.7%	-15.1%
Marsh Lake	185.5	0.0%	-9.2%	188.6	1.8%	-12.8%	...	...	...
Mayo	190.1	2.0%	-4.8%	195.3	1.8%	-8.6%	92.9	-0.7%	-9.9%
Pelly Crossing	187.6	0.0%	-9.3%	192.1	1.4%	-12.9%	...	...	...
Ross River	186.3	-1.4%	-15.3%	196.1	0.5%	-12.8%	92.9	-0.7%	-9.9%
Stewart Crossing	188.0	0.0%	-9.2%	191.1	0.0%	-9.0%	...	...	...
Tagish	185.5	0.0%	-9.2%	188.6	1.8%	-12.8%	...	...	...
Teslin	186.4	0.0%	-9.2%	190.5	1.5%	-12.8%	85.9	-2.7%	-16.7%
Watson Lake	189.5	0.0%	-9.0%	196.3	0.6%	-12.7%	84.2	-0.8%	-10.9%

**Notes to readers:**

- All prices are Canadian cents per litre, including all applicable taxes.
- .. indicates this information was not available for the reporting period.
- ... indicates not applicable, or this service was not available in this community at this time.

**Comparing September 2023 to September 2022:**

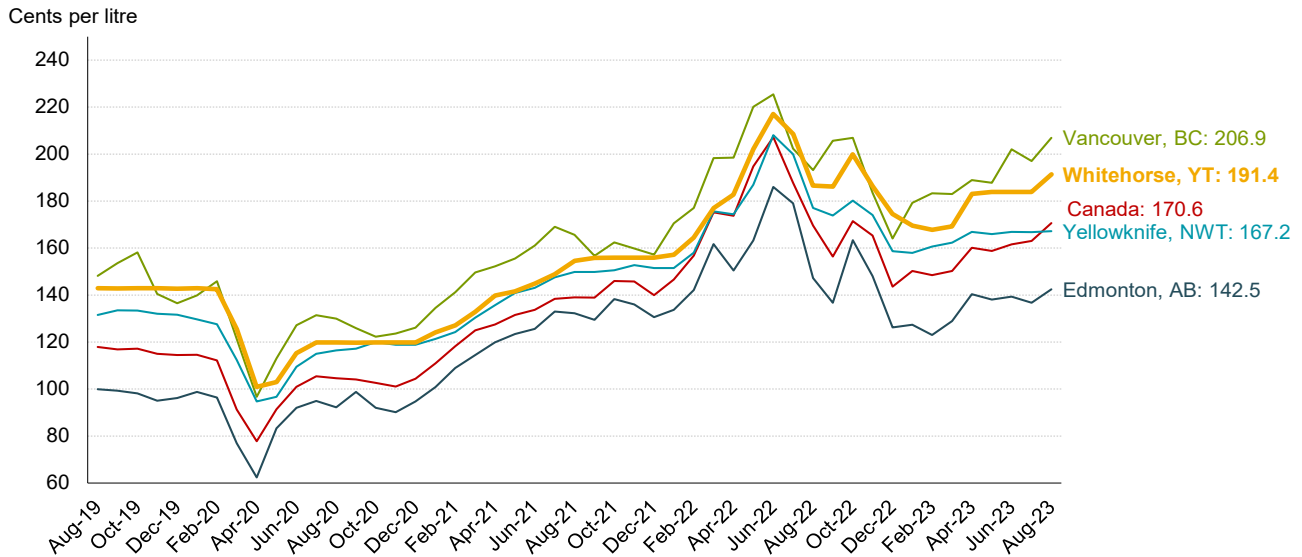
- **Furnace oil** prices decreased in all Yukon communities — the largest percentage decrease was in Ross River (15.3%);
- **Arctic stove** oil prices decreased in all Yukon communities — the largest percentage decrease was in Carcross (14.0%);
- **Propane** (500 gallon tank) prices decreased in all Yukon communities — the largest percentage decrease was in Teslin (16.7%);



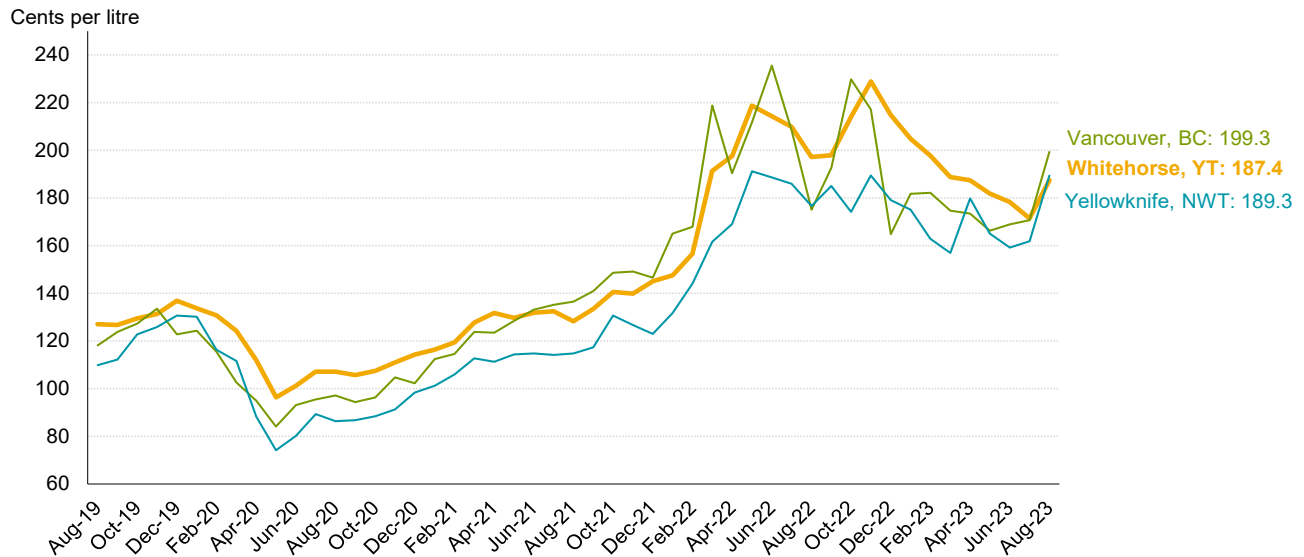
# Monthly Average Retail Prices for Gasoline and Fuel Oil - by geography

The data in the following charts are sourced from Statistics Canada's data tables (Table: 18-10-0001-01).

## Monthly Average Gasoline Prices, August 2019 to August 2023



## Monthly Average Heating Fuel Oil Prices, August 2019 to August 2023



Source: Statistics Canada. Table 18-10-0001-01 (accessed: 2023-09-21).

### Looking for detailed data?

Detailed and downloadable fuel price data is available by Yukon community on the Community Statistics website.

[View detailed fuel data](#)

Next release: October 20, 2023