



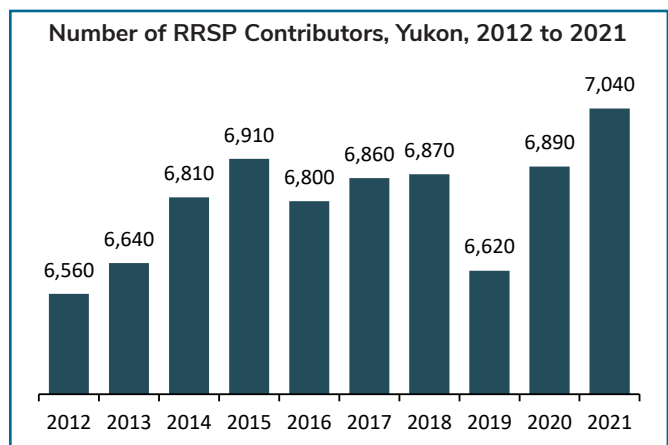
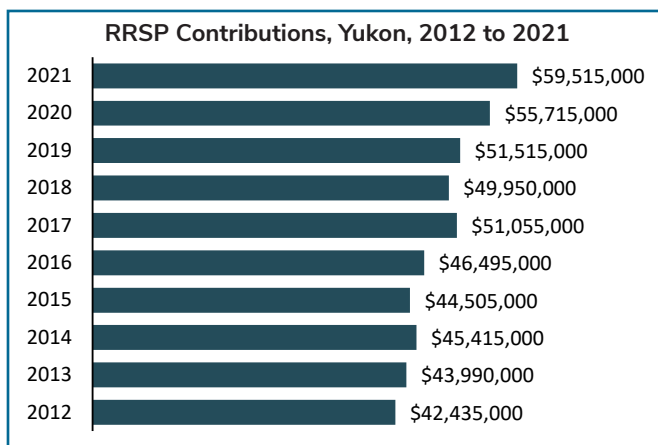
Yukon RRSP Contributions 2021

Highlights:

- In 2021, 24.9% of all Yukon taxfilers contributed a total of \$59.5 million to a Registered Retirement Savings Plan (RRSP), an increase of \$3.8 million, or 6.8%, compared to 2020 (\$55.7 million).
- Yukon's median RRSP contribution amount was \$4,000; the median for males was \$4,800 and for females, \$3,540.

Total Contributions and Number of RRSP Contributors, Yukon, 2021

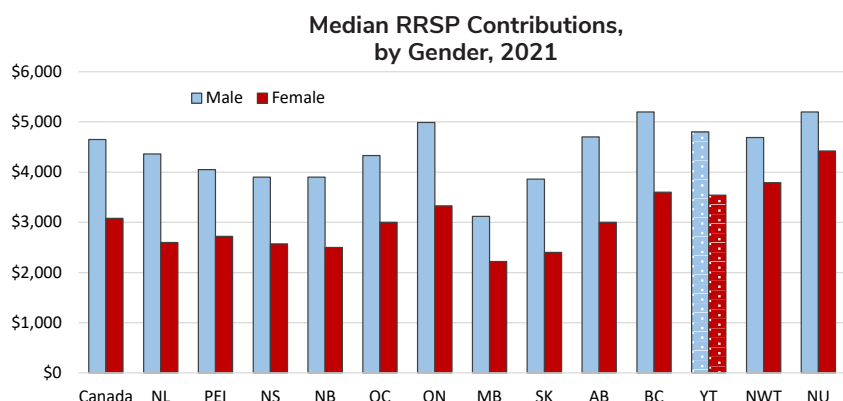
- Yukon's taxfilers contributed \$59.5 million to RRSPs in 2021, an increase of \$3.8 million, or 6.8%, from the 2020 total of \$55.7 million.
- Nationally, Canadian taxfilers contributed \$56.1 billion to RRSPs in 2021, an increase of \$6.1 billion, or 12.2%, from the 2020 total of \$50.1 billion.



- The number of Yukon residents contributing to RRSPs increased, from 6,890 in 2020 to 7,040 in 2021, an increase of 150 people, or 2.2%.
- The number of Canadians contributing to RRSPs increased 1.5%, from 6,201,670 in 2020 to 6,297,570 in 2021.
- In 2021, 24.9% of Yukon taxfilers contributed to an RRSP — the second-highest proportion of taxfilers in the country following Quebec (26.3%).

Median RRSP Contributions, Canada, Provinces and Territories, 2021

- Yukon's median RRSP contribution was \$4,000 in 2021 (\$4,800 for males; \$3,540 for females), an increase of \$200, or 5.3%, from 2020.
- Yukon ranked the fifth highest in median RRSP contributions (\$4,000). Nunavut was the highest at \$5,000. Nationally, the median RRSP contribution in 2021 was \$3,890 (\$4,650 for males; \$3,080 for females), was up \$290, or 8.1%, compared to 2020.



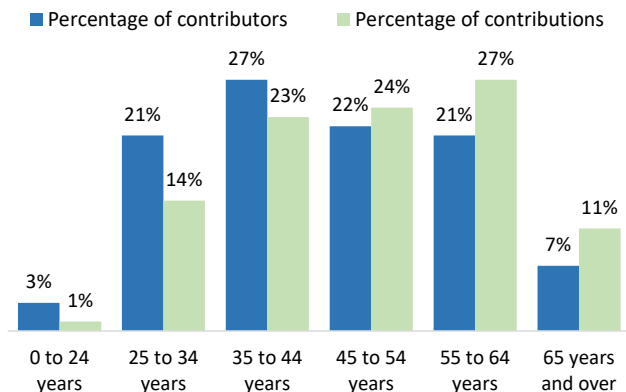
Characteristics of Contributions and Contributors, Canada, Provinces and Territories, 2021

	Total contributors (no.)	Male	Female	Contributors as a % of All Taxfilers	Average Age ¹ (years)	Median Employment Income ¹ (\$)	Total RRSP Contributions \$0	Median Contributions		
								Total	Male	Female
Canada	6,297,570	53	47	22.4%	46	71,210	56,137,560	3,890	4,650	3,080
Newfoundland and Labrador	61,210	57	43	14.9%	47	73,880	521,115	3,500	4,360	2,600
Prince Edward Island	21,510	53	47	17.7%	48	60,000	174,220	3,410	4,050	2,720
Nova Scotia	126,730	53	47	16.9%	47	65,200	981,630	3,120	3,900	2,570
New Brunswick	96,900	56	44	15.9%	47	63,670	753,630	3,140	3,900	2,500
Quebec	1,744,930	53	47	26.3%	46	65,130	15,114,255	3,680	4,330	3,000
Ontario	2,313,710	53	47	21.5%	47	74,750	21,774,955	4,030	4,990	3,330
Manitoba	193,320	54	46	19.8%	46	64,810	1,331,420	2,600	3,120	2,220
Saskatchewan	170,640	55	45	20.6%	46	71,580	1,193,570	3,000	3,860	2,400
Alberta	731,770	54	46	23.6%	45	78,800	6,270,325	3,770	4,700	3,000
British Columbia	821,350	53	47	21.3%	46	73,400	7,887,545	4,510	5,200	3,600
Yukon	7,040	47	53	24.9%	45	84,280	59,515	4,000	4,800	3,540
Northwest Territories	6,420	50	50	21.9%	44	104,510	57,080	4,150	4,690	3,790
Nunavut	2,040	50	50	9.8%	44	122,420	18,300	5,000	5,200	4,420

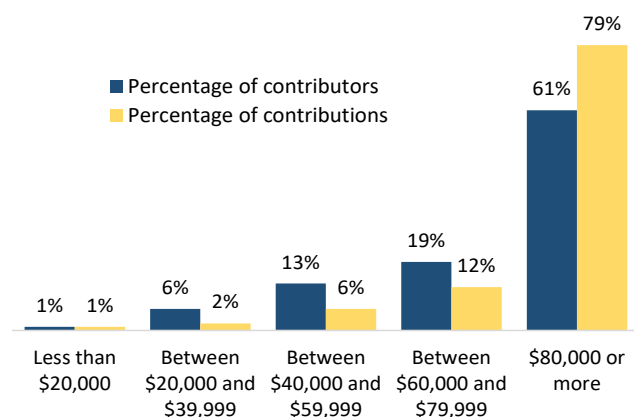
¹ of RRSP Contributors

- While women in Yukon represented 51% of taxfilers in 2021, they accounted for 53% of total RRSP contributors and 46% of total contributions.
- In the last 21 years for which data are available, Yukon was the only jurisdiction where the proportion of female contributors was higher than the proportion of male contributors.
- In 2021, the proportion of the total contributions by Yukon female contributors (46%) was the second highest among all provinces and territories, following the Northwest Territories (47%).
- The median RRSP contribution in 2021 was higher for men than for women in all provinces and territories; the largest gap was in Newfoundland and Labrador (\$1,760) and the smallest was in Nunavut (\$780).
- The average age of Canadian RRSP contributors in 2021 was 46 years, while the average age of Yukon contributors was 45 years.
- Yukon's median employment income for RRSP contributors in 2021 was the third highest in the country at \$84,280, an increase of \$4,170, or 5.2%, from the 2020 figure of \$80,110. Nationally, the median employment income for RRSP contributors increased \$4,520, or 6.8%, from \$66,690 in 2020 to \$71,210 in 2021.

RRSP Contributors and Contributions, by Age, Yukon, 2021



RRSP Contributors and Contributions, by Income, Yukon, 2021



Publication Data Source: Statistics Canada. Table 11-10-0044-01. Data in this table are based on a preliminary version of the T1 Family File produced 9 months after the reference year.

June 2023