



Yukon Fuel Price Survey August 2021

Retail Motor Fuel Prices in Yukon

	Self-serve			% Change Aug 26, 2020 to Aug 25, 2021		
	regular	premium	diesel	regular	premium	diesel
Whitehorse	155.0	165.7	146.9	29.6%	28.9%	22.6%
Beaver Creek	172.4	184.9	171.9	15.0%	15.6%	11.0%
Burwash Landing	n/a	n/a	n/a	n/a	n/a	n/a
Carcross	164.9	-	157.9	21.3%	-	21.6%
Carmacks	164.9	172.4	154.9	26.9%	23.2%	24.0%
Dawson City	160.8	177.4	158.6	14.5%	19.1%	13.5%
Destruction Bay	164.9	180.9	156.9	23.2%	20.7%	25.6%
Eagle Plains	165.9	-	165.0	18.5%	-	17.9%
Faro	165.9	-	156.9	n/a	-	n/a
Haines Junction	158.7	168.6	150.2	29.3%	28.1%	18.4%
Jake's Corner	155.9	166.9	146.9	30.0%	32.6%	22.5%
Mayo	159.9	-	157.1	n/a	-	n/a
Pelly Crossing	158.9	167.9	153.9	21.4%	21.8%	22.2%
Ross River	159.9	-	154.9	23.1%	-	29.2%
Stewart Crossing	165.9	176.9	156.9	n/a	n/a	n/a
Teslin	158.9	166.9	149.4	28.2%	26.5%	20.6%
Watson Lake	153.4	159.9	151.9	13.7%	29.1%	19.2%

As of August 25, 2021, where prices were available, average **regular self-serve** gasoline prices ranged from 153.4¢ per litre in Watson Lake to 172.4¢ per litre in Beaver Creek; a difference of 19.0¢. In communities offering **premium self-serve** gasoline, prices ranged from 159.9¢ in Watson Lake to 184.9¢ in Beaver Creek; a difference of 25.0¢. **Diesel self-serve**, where prices were available, ranged from 146.9¢ in Whitehorse and Jake's Corner to 171.9¢ in Beaver Creek; a difference of 25.0¢ per litre.

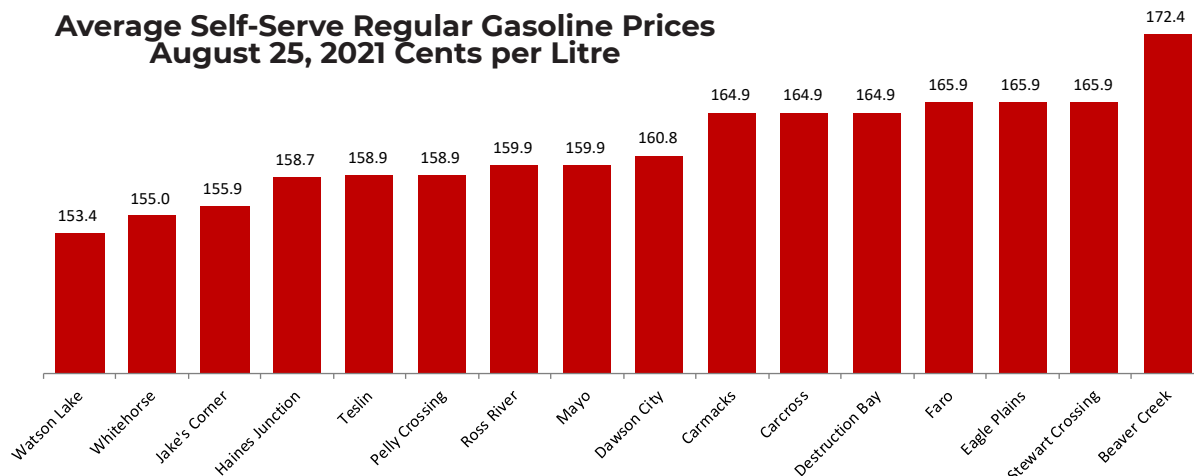
Comparing August 25, 2021 to August 26, 2020, **regular self-serve** gasoline prices increased in all Yukon communities with the largest percentage increase at Jake's Corner (30.0%). **Diesel self-serve** prices increased in all Yukon communities with the largest percentage increase in Ross River (29.2%).

	Full-serve				% Change Aug 26, 2020 to Aug 25, 2021			
	regular	premium	diesel	propane	regular	premium	diesel	propane
Whitehorse	154.9	164.9	145.9	116.9	29.4%	26.9%	21.9%	9.0%
Dawson City	-	-	-	135.0	-	-	-	8.0%
Destruction Bay	-	-	-	136.9	-	-	-	0.0%
Eagle Plains	-	-	-	144.0	-	-	-	0.0%
Teslin	-	-	-	110.0	-	-	-	0.0%
Watson Lake	-	-	-	120.0	-	-	-	n/a

In communities offering **full-serve propane** fuel services, prices ranged from 110.0¢ per litre in Teslin to 144.0 per litre in Eagle Plains; a difference of 34.0¢. Year-over-year, prices of full-serve propane increased in Whitehorse and Dawson City; remained the same in Destruction Bay, Eagle Plains and Teslin; and were unavailable for Watson Lake.

Notes:
All prices are Canadian cents per litre, including all applicable taxes.
"n/a" indicates this information was not available for the reporting period.
"-" indicates this service was not available in this community at this time.

Average Self-Serve Regular Gasoline Prices August 25, 2021 Cents per Litre



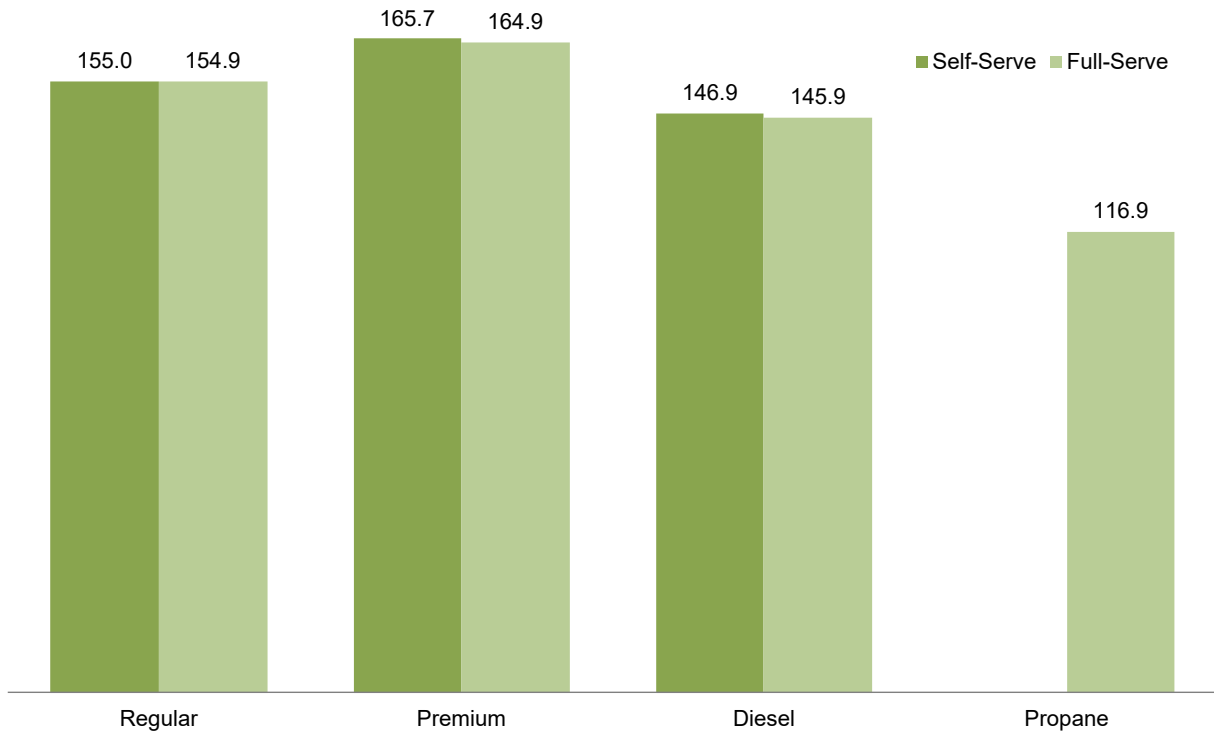
Price for Burwash Landing was unavailable.

Retail Motor Fuel Prices — Whitehorse

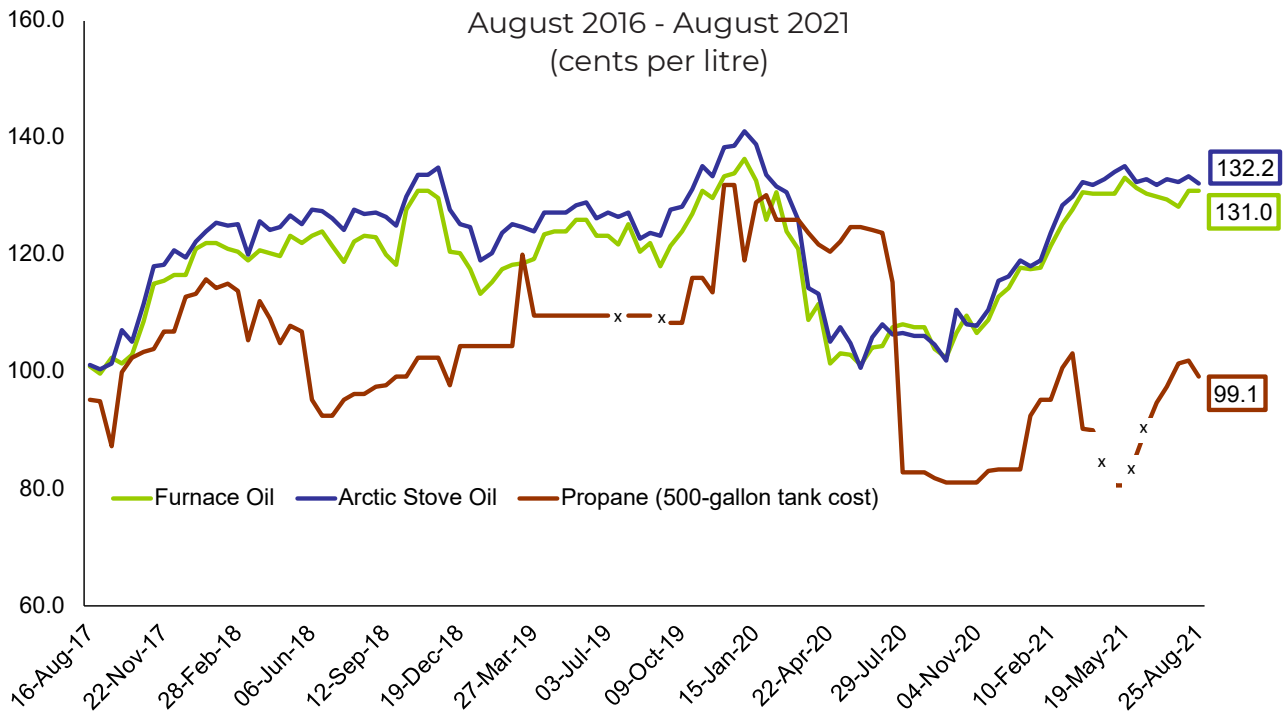
	Self-serve			Full-serve			
	regular	premium	diesel	regular	premium	diesel	propane
25-Aug-21	155.0	165.7	146.9	154.9	164.9	145.9	116.9
11-Aug-21	154.2	165.7	146.2	154.9	164.9	145.9	116.9
28-Jul-21	149.2	158.4	146.9	145.9	155.9	142.9	115.9
14-Jul-21	148.9	159.2	146.5	145.9	155.9	142.9	115.9
30-Jun-21	143.9	155.6	140.8	144.9	154.9	142.9	113.9
16-Jun-21	143.0	154.4	141.0	144.9	154.9	142.9	113.6
2-Jun-21	143.4	154.6	142.3	144.9	154.9	142.9	113.9
19-May-21	142.1	153.2	141.2	144.9	154.9	142.9	112.2
5-May-21	139.9	148.4	142.1	144.4	154.4	150.9	111.2
21-Apr-21	138.8	147.9	140.7	139.9	149.9	142.9	111.2
7-Apr-21	138.6	146.4	139.3	135.9	145.9	138.9	107.2
24-Mar-21	133.5	142.4	136.1	134.9	144.9	137.9	107.9
10-Mar-21	129.1	138.8	133.9	129.9	139.9	137.9	109.9
24-Feb-21	128.9	139.5	131.4	129.9	139.9	139.9	112.9
10-Feb-21	123.9	134.4	127.3	124.9	134.9	130.9	111.6
27-Jan-21	124.2	134.0	125.0	124.9	129.9	125.9	111.6
13-Jan-21	123.7	133.3	124.2	124.9	134.9	125.9	110.2
30-Dec-20	118.4	125.4	120.1	119.9	123.9	119.9	104.9
16-Dec-20	118.6	127.3	118.9	119.9	129.9	119.9	104.9
2-Dec-20	119.0	128.8	119.6	119.9	130.4	119.9	104.9
18-Nov-20	119.5	129.2	118.7	118.4	128.9	118.4	104.9
4-Nov-20	119.0	128.5	118.2	118.4	126.9	118.4	108.2
21-Oct-20	119.7	128.9	118.3	118.4	126.9	118.4	104.9
7-Oct-20	119.6	129.5	117.0	118.2	126.9	115.9	104.9
23-Sep-20	119.6	129.8	118.4	118.2	126.9	118.2	107.2
9-Sep-20	119.6	128.5	119.8	118.2	126.9	118.2	108.2
26-Aug-20	119.6	128.5	119.8	119.7	129.9	119.7	107.2
12-Aug-20	119.6	128.3	119.8	119.7	129.9	119.7	108.2
Jul '20	118.9	128.0	119.2	119.7	128.2	119.7	105.9
Jun '20	114.7	124.2	118.6	116.1	125.2	119.8	105.6
May '20	101.5	111.5	118.3	103.4	111.2	117.2	103.9
Apr '20	100.3	111.4	122.9	100.9	116.2	123.2	102.2
Mar '20	119.5	130.6	133.7	120.1	135.5	138.4	103.3
Feb '20	142.0	151.8	142.7	142.6	153.2	143.7	106.8
Jan '20	142.1	151.7	145.4	142.6	153.2	145.7	106.8
Dec '19	142.1	151.8	145.5	142.9	153.6	146.9	106.2
Nov '19	142.2	151.7	143.4	142.9	153.4	143.6	104.9
Oct '19	141.8	152.6	142.2	142.9	153.5	142.2	102.9
Sep '19	142.0	152.3	141.8	142.9	153.7	143.1	100.8
Aug '19	141.4	151.7	141.4	142.9	153.9	142.9	101.0
Jul '19	140.9	151.1	140.7	141.8	152.9	140.6	101.1
Jun '19	137.1	147.5	138.1	137.3	149.5	138.9	100.7
May '19	137.4	148.2	140.8	137.9	150.1	140.9	101.5
Apr '19	137.5	147.8	141.3	137.9	149.9	141.4	100.9
Mar '19	131.5	140.5	141.1	132.9	143.6	142.4	100.1
Feb '19	124.6	134.6	137.4	124.9	136.3	138.5	99.3
Jan '19	124.5	135.1	137.9	124.9	137.4	138.9	99.9
Dec '18	124.0	136.3	138.3	124.3	139.6	138.1	102.4
Nov '18	141.9	152.3	139.7	142.4	152.1	138.8	102.4
Oct '18	143.6	153.2	138.3	143.9	152.9	136.9	101.1
Sep '18	143.5	153.7	137.6	144.9	152.9	137.9	100.4
Aug '18	143.7	153.3	136.6	144.9	152.9	137.9	100.2

Retail Motor Fuel Prices — Whitehorse

Average Fuel Prices, as of August 25, 2021
(cents per litre)



Average Self-Serve Bi-weekly Fuel Prices,
August 2016 - August 2021
(cents per litre)



Retail Motor Fuel Prices - Beaver Creek & Burwash Landing

	Beaver Creek Self-serve		
	regular	premium	diesel
25-Aug-21	172.4	184.9	171.9
11-Aug-21	168.9	176.9	171.9
28-Jul-21	162.4	176.9	171.9
14-Jul-21	162.4	176.9	171.9
30-Jun-21	155.9	174.9	169.4
16-Jun-21	161.9	174.9	169.4
2-Jun-21	154.9	174.9	169.9
19-May-21	154.9	174.9	169.9
5-May-21	154.9	174.9	169.9
21-Apr-21	154.9	174.9	169.9
7-Apr-21	154.9	174.9	169.9
24-Mar-21	154.9	174.9	169.9
10-Mar-21	139.9	159.9	169.9
24-Feb-21	139.9	159.9	159.9
10-Feb-21	139.9	159.9	159.9
27-Jan-21	139.9	159.9	159.9
13-Jan-21	139.9	154.9	154.9
30-Dec-20	139.9	154.9	154.9
16-Dec-20	n/a	n/a	n/a
2-Dec-20	154.9	165.9	165.9
18-Nov-20	149.9	159.9	154.9
4-Nov-20	149.9	159.9	154.9
21-Oct-20	149.0	159.0	154.9
7-Oct-20	144.9	159.0	154.9
23-Sep-20	144.9	159.0	154.9
9-Sep-20	149.9	169.0	154.9
26-Aug-20	149.9	159.9	154.9
12-Aug-20	149.9	159.9	154.9
Jul '20	149.9	159.9	154.9
Jun '20	144.4	159.9	154.9
May '20	138.5	159.5	154.5
Apr '20	138.5	164.5	154.5
Mar '20	153.9	169.9	169.9
Feb '20	158.9	169.9	174.9
Jan '20	158.9	169.9	174.9
Dec '19	158.9	169.9	174.9
Nov '19	157.9	169.9	165.9
Oct '19	157.1	169.5	163.8
Sep '19	157.1	165.0	160.8
Aug '19	157.2	169.9	160.9
Jul '19	157.2	169.9	160.9
Jun '19	157.2	166.4	159.8
May '19	158.9	169.9	169.9
Apr '19	154.9	169.9	169.9
Mar '19	149.9	169.9	169.9
Feb '19	147.4	169.9	169.9
Jan '19	149.9	166.6	166.6
Dec '18	154.9	169.9	169.9
Nov '18	159.9	169.9	164.9
Oct '18	158.8	169.9	157.8
Sep '18	158.0	169.9	157.0
Aug '18	157.6	169.9	150.9

	Burwash Landing Self-serve		
	regular	premium	diesel
25-Aug-21	n/a	n/a	n/a
11-Aug-21	159.9	157.9	149.9
28-Jul-21	n/a	n/a	n/a
14-Jul-21	151.9	159.9	146.9
30-Jun-21	151.9	159.9	146.9
16-Jun-21	n/a	n/a	n/a
2-Jun-21	145.9	155.9	144.9
19-May-21	145.9	155.9	144.9
5-May-21	145.9	155.9	144.9
21-Apr-21	145.9	155.9	144.9
7-Apr-21	155.9	145.9	144.9
24-Mar-21	122.2	123.2	118.3
10-Mar-21	n/a	n/a	n/a
24-Feb-21	129.9	139.9	134.9
10-Feb-21	n/a	n/a	n/a
27-Jan-21	124.0	134.0	129.0
13-Jan-21	n/a	n/a	n/a
30-Dec-20	n/a	n/a	n/a
16-Dec-20	n/a	n/a	n/a
2-Dec-20	n/a	n/a	n/a
18-Nov-20	n/a	n/a	n/a
4-Nov-20	126.5	136.8	122.5
21-Oct-20	126.5	136.8	122.5
7-Oct-20	126.5	136.8	122.5
23-Sep-20	n/a	n/a	n/a
9-Sep-20	n/a	n/a	n/a
26-Aug-20	123.5	133.1	125.1
12-Aug-20	128.3	133.1	129.4
Jul '20	126.3	133.0	124.7
Jun '20	105.9	113.9	129.9
May '20	105.9	113.9	129.9
Apr '20	n/a	n/a	n/a
Mar '20	142.9	152.9	142.9
Feb '20	142.9	n/a	n/a
Jan '20	142.9	152.9	142.9
Dec '19	142.9	152.9	142.9
Nov '19	142.9	152.9	142.9
Oct '19	142.9	152.9	142.9
Sep '19	142.9	152.9	142.9
Aug '19	142.9	152.9	142.9
Jul '19	140.4	150.4	141.4
Jun '19	132.9	142.9	139.9
May '19	132.9	142.9	139.9
Apr '19	n/a	n/a	n/a
Mar '19	126.0	136.0	138.9
Feb '19	126.0	136.0	138.9
Jan '19	133.5	144.5	138.9
Dec '18	140.9	152.9	138.9
Nov '18	147.9	157.9	138.4
Oct '18	147.9	157.9	138.9
Sep '18	n/a	n/a	n/a
Aug '18	145.9	155.9	138.2

Retail Motor Fuel Prices — Carcross & Carmacks

	Carcross Self-serve				Carmacks Self-serve		
	regular	premium	diesel		regular	premium	diesel
25-Aug-21	164.9	-	157.9	25-Aug-21	164.9	172.4	154.9
11-Aug-21	164.9	-	157.9	11-Aug-21	159.9	169.9	154.9
28-Jul-21	159.9	-	157.9	28-Jul-21	157.4	166.9	154.9
14-Jul-21	159.9	-	157.9	14-Jul-21	154.9	164.4	147.9
30-Jun-21	154.9	-	157.9	30-Jun-21	154.9	164.4	147.9
16-Jun-21	154.9	-	157.9	16-Jun-21	154.9	164.4	147.9
2-Jun-21	154.9	-	157.9	2-Jun-21	154.9	164.4	147.9
19-May-21	154.9	-	157.9	19-May-21	148.9	158.9	147.9
5-May-21	148.9	-	149.9	5-May-21	148.9	158.9	147.9
21-Apr-21	148.9	-	149.9	21-Apr-21	148.9	158.9	147.9
7-Apr-21	148.9	-	149.9	7-Apr-21	144.9	154.9	145.9
24-Mar-21	148.9	-	149.9	24-Mar-21	142.9	152.9	145.9
10-Mar-21	144.9	-	145.9	10-Mar-21	136.9	146.9	139.9
24-Feb-21	144.9	-	145.9	24-Feb-21	136.9	146.9	136.9
10-Feb-21	138.9	-	144.9	10-Feb-21	129.9	139.9	136.9
27-Jan-21	138.9	-	139.9	27-Jan-21	123.7	133.2	123.7
13-Jan-21	138.9	-	139.9	13-Jan-21	129.9	139.9	129.9
30-Dec-20	135.9	-	135.9	30-Dec-20	129.9	139.9	119.9
16-Dec-20	135.9	-	135.9	16-Dec-20	129.9	139.9	119.9
2-Dec-20	135.9	-	135.9	2-Dec-20	129.9	139.9	119.9
18-Nov-20	135.9	-	135.9	18-Nov-20	129.9	139.9	119.9
4-Nov-20	135.9	-	135.9	4-Nov-20	129.9	139.9	119.9
21-Oct-20	135.9	-	129.9	21-Oct-20	129.9	139.9	119.9
7-Oct-20	135.9	-	129.9	7-Oct-20	129.9	139.9	124.9
23-Sep-20	129.9	-	134.9	23-Sep-20	129.7	139.9	124.9
9-Sep-20	129.9	-	135.9	9-Sep-20	129.9	139.9	124.9
26-Aug-20	135.9	-	129.9	26-Aug-20	129.9	139.9	124.9
12-Aug-20	135.9	-	129.9	12-Aug-20	129.9	139.9	122.1
Jul '20	134.6	-	129.9	Jul '20	131.2	139.7	118.6
Jun '20	127.9	-	129.9	Jun '20	122.4	132.4	118.9
May '20	110.9	-	129.9	May '20	108.9	118.9	121.4
Apr '20	112.9	-	129.9	Apr '20	109.9	122.4	126.9
Mar '20	148.9	-	153.9	Mar '20	138.2	148.2	149.9
Feb '20	152.9	-	157.9	Feb '20	152.9	162.9	159.9
Jan '20	152.9	-	157.9	Jan '20	152.9	162.9	165.9
Dec '19	152.9	-	157.9	Dec '19	152.9	162.9	155.9
Nov '19	152.9	-	157.9	Nov '19	152.9	162.9	155.9
Oct '19	149.9	-	154.9	Oct '19	152.9	162.9	155.9
Sep '19	149.9	-	154.9	Sep '19	152.9	162.9	155.9
Aug '19	149.9	-	154.9	Aug '19	152.9	162.9	155.9
Jul '19	149.9	-	154.9	Jul '19	152.9	162.9	155.9
Jun '19	147.9	-	154.9	Jun '19	152.9	160.4	154.9
May '19	147.9	-	154.9	May '19	152.9	160.4	154.9
Apr '19	147.9	-	154.9	Apr '19	147.2	157.2	151.9
Mar '19	139.9	-	149.9	Mar '19	134.9	144.9	146.9
Feb '19	134.9	-	149.9	Feb '19	129.9	139.9	142.4
Jan '19	134.9	-	149.9	Jan '19	129.9	139.9	144.6
Dec '18	134.9	-	149.9	Dec '18	133.4	146.7	152.2
Nov '18	152.4	-	154.9	Nov '18	149.9	162.4	155.9
Oct '18	154.9	-	154.9	Oct '18	154.9	164.9	152.4
Sep '18	154.9	-	154.9	Sep '18	154.9	163.7	153.4
Aug '18	154.9	-	154.9	Aug '18	158.2	166.6	151.4

Retail Motor Fuel Prices — Dawson City & Destruction Bay

	Dawson City Self-serve			Full-serve
	regular	premium	diesel	propane
25-Aug-21	160.8	177.4	158.6	135.0
11-Aug-21	157.7	177.4	156.2	135.0
28-Jul-21	159.9	169.9	159.9	135.0
14-Jul-21	161.4	169.9	163.4	135.0
30-Jun-21	148.2	164.4	150.4	135.0
16-Jun-21	147.7	163.4	150.4	135.0
2-Jun-21	147.7	163.4	150.4	135.0
19-May-21	144.9	165.8	147.6	n/a
5-May-21	150.4	159.9	152.7	135.0
21-Apr-21	144.2	159.9	146.4	135.0
7-Apr-21	146.9	158.4	149.2	135.0
24-Mar-21	143.2	155.9	147.1	135.0
10-Mar-21	139.2	149.5	142.7	135.0
24-Feb-21	136.8	149.7	141.6	135.0
10-Feb-21	130.6	149.5	133.3	n/a
27-Jan-21	136.2	152.0	137.7	n/a
13-Jan-21	131.8	146.7	134.2	n/a
30-Dec-20	127.1	146.5	129.5	n/a
16-Dec-20	126.5	144.9	128.8	n/a
2-Dec-20	133.2	149.9	133.1	135.0
18-Nov-20	133.2	149.9	133.1	135.0
4-Nov-20	130.2	149.9	130.1	135.0
21-Oct-20	140.4	149.9	140.2	135.0
7-Oct-20	140.4	148.9	140.2	125.0
23-Sep-20	140.4	148.9	139.7	125.0
9-Sep-20	140.4	148.9	139.7	125.0
26-Aug-20	140.4	148.9	139.7	125.0
12-Aug-20	140.4	148.9	139.6	125.0
Jul '20	133.0	148.7	133.3	125.0
Jun '20	124.3	144.1	128.1	n/a
May '20	114.6	128.3	127.0	n/a
Apr '20	117.9	121.4	144.7	n/a
Mar '20	143.4	147.3	147.8	n/a
Feb '20	149.9	156.3	157.8	n/a
Jan '20	150.7	158.4	164.9	n/a
Dec '19	152.7	164.5	158.4	135.0
Nov '19	155.0	164.7	160.5	135.0
Oct '19	154.0	164.4	153.7	135.0
Sep '19	158.9	164.9	155.8	135.0
Aug '19	155.2	166.7	152.1	135.0
Jul '19	154.9	167.3	154.0	135.0
Jun '19	155.5	167.1	156.3	135.0
May '19	157.4	168.4	160.9	135.0
Apr '19	150.7	168.4	155.9	n/a
Mar '19	141.4	158.2	154.3	n/a
Feb '19	138.3	153.4	150.2	n/a
Jan '19	136.1	151.8	148.1	n/a
Dec '18	139.0	169.5	151.0	n/a
Nov '18	155.4	173.0	154.2	135.0
Oct '18	154.6	172.0	151.8	135.0
Sep '18	154.6	172.0	151.2	135.0
Aug '18	154.6	171.4	150.6	135.0

	Destruction Bay Self-serve			Full-serve
	regular	premium	diesel	propane
25-Aug-21	164.9	180.9	156.9	136.9
11-Aug-21	164.9	180.9	156.9	136.9
28-Jul-21	163.9	179.9	155.9	136.9
14-Jul-21	163.9	179.9	153.9	136.9
30-Jun-21	159.9	175.9	152.9	136.9
16-Jun-21	156.9	172.9	151.9	136.9
2-Jun-21	155.9	171.9	157.9	136.9
19-May-21	155.9	171.9	157.9	136.9
5-May-21	156.9	172.9	154.9	136.9
21-Apr-21	n/a	n/a	n/a	n/a
7-Apr-21	150.9	166.9	152.9	136.9
24-Mar-21	n/a	n/a	n/a	n/a
10-Mar-21	148.9	164.9	156.9	136.9
24-Feb-21	146.9	162.9	153.9	136.9
10-Feb-21	n/a	n/a	n/a	n/a
27-Jan-21	n/a	n/a	n/a	n/a
13-Jan-21	n/a	n/a	n/a	n/a
30-Dec-20	n/a	n/a	n/a	n/a
16-Dec-20	129.9	145.9	139.9	136.9
2-Dec-20	n/a	n/a	n/a	n/a
18-Nov-20	n/a	n/a	n/a	n/a
4-Nov-20	129.9	145.9	131.9	136.9
21-Oct-20	129.9	145.9	131.9	136.9
7-Oct-20	133.9	149.9	130.9	136.9
23-Sep-20	133.9	149.9	124.9	136.9
9-Sep-20	133.9	149.9	124.9	136.9
26-Aug-20	133.9	149.9	124.9	136.9
12-Aug-20	n/a	n/a	n/a	n/a
Jul '20	133.9	149.9	125.9	136.9
Jun '20	n/a	n/a	n/a	n/a
May '20	n/a	n/a	n/a	n/a
Apr '20	n/a	n/a	n/a	n/a
Mar '20	142.9	158.9	150.9	136.9
Feb '20	142.9	158.9	149.9	136.9
Jan '20	142.9	158.9	156.9	136.9
Dec '19	143.9	159.9	162.9	136.9
Nov '19	141.9	157.9	156.9	136.9
Oct '19	141.9	157.9	152.9	136.9
Sep '19	142.4	156.4	143.9	136.9
Aug '19	140.9	154.9	141.9	137.9
Jul '19	145.9	159.6	142.9	136.9
Jun '19	149.9	162.9	147.9	136.9
May '19	150.9	163.9	149.9	136.9
Apr '19	n/a	n/a	n/a	n/a
Mar '19	140.9	153.9	149.9	136.9
Feb '19	130.9	143.9	144.9	136.9
Jan '19	133.6	146.6	148.6	136.9
Dec '18	142.9	155.9	156.9	138.5
Nov '18	145.9	158.9	154.4	140.0
Oct '18	153.4	166.4	157.4	138.5
Sep '18	155.9	168.9	150.9	136.9
Aug '18	153.2	166.2	148.9	136.9

Retail Motor Fuel Prices — Eagle Plains & Faro

	Eagle Plains Self-Serve			Full-serve propane	Faro Self-Serve			
	regular	premium	diesel		regular	premium	diesel	
25-Aug-21	165.9	-	165.0	144.0	25-Aug-21	165.9	-	156.9
11-Aug-21	165.9	-	165.0	144.0	11-Aug-21	n/a	-	n/a
28-Jul-21	165.0	-	165.0	144.0	28-Jul-21	159.9	-	156.9
14-Jul-21	160.0	-	165.0	144.0	14-Jul-21	n/a	-	n/a
30-Jun-21	160.0	-	165.0	144.0	30-Jun-21	154.9	-	152.9
16-Jun-21	160.0	-	165.0	144.0	16-Jun-21	154.9	-	152.9
2-Jun-21	n/a	-	n/a	n/a	2-Jun-21	154.9	-	152.9
19-May-21	n/a	-	n/a	n/a	19-May-21	149.9	-	152.9
5-May-21	150.0	-	155.0	144.0	5-May-21	149.9	-	152.9
21-Apr-21	n/a	-	n/a	n/a	21-Apr-21	149.9	-	152.9
7-Apr-21	150.0	-	150.0	144.0	7-Apr-21	149.9	-	152.9
24-Mar-21	150.0	-	150.0	144.0	24-Mar-21	143.9	-	147.9
10-Mar-21	140.0	-	145.0	144.0	10-Mar-21	133.9	-	139.9
24-Feb-21	140.0	-	145.0	144.0	24-Feb-21	n/a	-	n/a
10-Feb-21	140.0	-	145.0	144.0	10-Feb-21	134.9	-	139.9
27-Jan-21	142.0	-	145.0	144.0	27-Jan-21	130.9	-	134.9
13-Jan-21	142.0	-	140.0	144.0	13-Jan-21	130.9	-	134.9
30-Dec-20	142.0	-	140.0	144.0	30-Dec-20	130.9	-	134.9
16-Dec-20	142.0	-	140.0	144.0	16-Dec-20	130.9	-	134.9
2-Dec-20	142.0	-	140.0	144.0	2-Dec-20	130.9	-	129.9
18-Nov-20	140.0	-	145.0	144.0	18-Nov-20	130.9	-	129.9
4-Nov-20	140.0	-	145.0	144.0	4-Nov-20	130.9	-	129.9
21-Oct-20	140.0	-	145.0	144.0	21-Oct-20	130.9	-	129.9
7-Oct-20	140.0	-	145.0	144.0	7-Oct-20	130.9	-	120.9
23-Sep-20	140.0	-	145.0	144.0	23-Sep-20	130.9	-	120.9
9-Sep-20	140.0	-	145.0	144.0	9-Sep-20	130.9	-	120.9
26-Aug-20	140.0	-	140.0	144.0	26-Aug-20	n/a	-	n/a
12-Aug-20	140.0	-	145.0	144.0	12-Aug-20	130.9	-	120.9
Jul '20	140.0	-	145.0	144.0	Jul '20	132.9	-	122.9
Jun '20	155.0	-	145.0	144.0	Jun '20	126.9	-	120.9
May '20	170.0	-	145.0	144.0	May '20	111.4	-	120.9
Apr '20	170.0	-	145.0	144.0	Apr '20	114.9	-	130.9
Mar '20	170.0	-	166.0	144.0	Mar '20	135.9	-	147.9
Feb '20	170.0	-	166.0	144.0	Feb '20	153.9	-	156.9
Jan '20	170.0	-	161.0	142.7	Jan '20	154.9	-	157.9
Dec '19	170.0	-	161.0	142.0	Dec '19	154.6	-	157.6
Nov '19	170.0	-	163.5	142.0	Nov '19	154.3	-	157.3
Oct '19	170.0	-	161.0	144.0	Oct '19	154.3	-	157.3
Sep '19	170.0	-	161.0	144.0	Sep '19	154.3	-	157.3
Aug '19	170.0	-	163.5	144.0	Aug '19	154.3	-	157.3
Jul '19	170.0	-	162.7	144.0	Jul '19	154.3	-	157.3
Jun '19	165.0	-	160.0	140.0	Jun '19	149.9	-	151.9
May '19	165.0	-	160.0	140.0	May '19	153.9	-	155.9
Apr '19	165.0	-	157.5	140.0	Apr '19	146.9	-	150.9
Mar '19	165.0	-	155.0	140.0	Mar '19	135.9	-	147.4
Feb '19	165.0	-	155.0	140.0	Feb '19	130.9	-	145.9
Jan '19	165.0	-	155.0	140.0	Jan '19	130.9	-	145.9
Dec '18	155.0	-	155.0	140.0	Dec '18	138.4	-	152.7
Nov '18	155.0	-	155.0	140.0	Nov '18	154.9	-	142.5
Oct '18	160.0	-	157.5	140.0	Oct '18	154.9	-	142.5
Sep '18	165.0	-	155.0	140.0	Sep '18	154.9	-	142.5
Aug '18	161.7	-	155.0	140.0	Aug '18	158.2	-	147.2

Retail Motor Fuel Prices — Haines Junction

	Self-serve			Full-serve
	regular	premium	diesel	propane
25-Aug-21	158.7	168.6	150.2	-
11-Aug-21	157.9	168.6	149.7	-
28-Jul-21	153.2	162.9	149.6	-
14-Jul-21	151.7	163.2	149.7	-
30-Jun-21	147.9	157.9	152.9	-
16-Jun-21	147.9	158.2	151.2	-
2-Jun-21	147.9	158.2	151.2	-
19-May-21	148.4	157.9	153.4	-
5-May-21	143.2	153.2	147.2	-
21-Apr-21	144.4	153.2	147.2	-
7-Apr-21	144.4	153.2	147.2	-
24-Mar-21	137.6	148.4	142.9	-
10-Mar-21	133.9	143.2	142.7	-
24-Feb-21	133.2	143.2	138.4	-
10-Feb-21	129.2	138.2	136.7	-
27-Jan-21	128.4	137.2	134.7	-
13-Jan-21	126.9	139.2	132.9	-
30-Dec-20	123.2	131.6	126.9	-
16-Dec-20	124.2	133.2	128.2	-
2-Dec-20	123.2	131.6	126.9	-
18-Nov-20	123.2	131.6	126.9	-
4-Nov-20	123.2	131.6	126.9	-
21-Oct-20	123.2	131.6	126.9	-
7-Oct-20	123.9	133.2	126.9	-
23-Sep-20	122.7	130.2	126.9	-
9-Sep-20	122.7	131.6	126.9	-
26-Aug-20	122.7	131.6	126.9	-
12-Aug-20	122.7	130.2	126.9	-
Jul '20	122.7	131.6	126.9	-
Jun '20	116.8	125.4	126.3	-
May '20	103.9	111.3	126.8	-
Apr '20	111.2	112.8	134.7	-
Mar '20	132.3	138.1	144.3	-
Feb '20	147.3	155.9	150.7	-
Jan '20	147.0	155.9	150.7	n/a
Dec '19	147.6	155.9	149.6	n/a
Nov '19	147.6	155.9	148.7	n/a
Oct '19	147.3	155.9	147.6	n/a
Sep '19	147.5	155.9	148.1	n/a
Aug '19	147.5	155.9	148.1	n/a
Jul '19	146.5	155.1	147.1	n/a
Jun '19	142.3	153.2	144.5	n/a
May '19	140.8	149.9	146.2	n/a
Apr '19	141.2	150.9	146.9	n/a
Mar '19	133.6	139.2	140.8	n/a
Feb '19	128.9	136.9	139.9	n/a
Jan '19	128.9	136.9	139.9	n/a
Dec '18	136.7	139.9	144.0	n/a
Nov '18	148.2	155.4	148.6	n/a
Oct '18	148.7	157.9	147.0	100.0
Sep '18	146.5	157.9	144.2	100.0
Aug '18	147.5	158.2	146.0	100.0

Retail Motor Fuel Prices — Jake's Corner

	Self-serve			Full-serve
	regular	premium	diesel	propane
25-Aug-21	155.9	166.9	146.9	-
11-Aug-21	155.9	166.9	146.9	-
28-Jul-21	n/a	n/a	n/a	-
14-Jul-21	149.9	160.9	146.9	-
30-Jun-21	n/a	n/a	n/a	-
16-Jun-21	144.9	155.9	142.9	-
2-Jun-21	144.9	155.9	142.9	-
19-May-21	144.9	155.9	147.9	-
5-May-21	139.9	150.9	142.9	-
21-Apr-21	139.9	150.9	142.9	-
7-Apr-21	139.9	150.9	142.9	-
24-Mar-21	134.9	145.9	137.9	-
10-Mar-21	129.9	140.9	137.9	-
24-Feb-21	129.9	140.9	130.9	-
10-Feb-21	124.9	135.9	129.9	-
27-Jan-21	124.9	135.9	125.9	-
13-Jan-21	124.9	135.9	125.9	-
30-Dec-20	119.9	125.9	119.9	-
16-Dec-20	119.9	125.9	119.9	-
2-Dec-20	119.9	125.9	119.9	-
18-Nov-20	119.9	125.9	119.9	-
4-Nov-20	119.9	125.9	119.9	-
21-Oct-20	119.9	125.9	119.9	-
7-Oct-20	119.9	125.9	119.9	-
23-Sep-20	119.9	125.9	119.9	-
9-Sep-20	119.9	125.9	119.9	-
26-Aug-20	119.9	125.9	119.9	-
12-Aug-20	119.9	125.9	119.9	-
Jul '20	119.9	125.9	119.9	-
Jun '20	114.9	120.9	119.9	-
May '20	104.9	114.9	119.9	-
Apr '20	100.9	n/a	n/a	-
Mar '20	117.9	n/a	n/a	-
Feb '20	142.9	153.9	151.9	-
Jan '20	142.9	153.9	151.9	-
Dec '19	142.9	153.9	151.9	-
Nov '19	142.9	153.9	151.9	-
Oct '19	147.4	154.9	151.9	-
Sep '19	149.9	154.9	142.9	-
Aug '19	n/a	n/a	n/a	-
Jul '19	142.9	156.0	147.9	-
Jun '19	137.9	151.0	142.9	-
May '19	137.9	151.0	142.9	-
Apr '19	137.9	151.0	144.4	-
Mar '19	132.9	145.0	145.9	-
Feb '19	127.9	137.9	143.0	-
Jan '19	127.9	137.9	143.0	-
Dec '18	127.9	137.9	143.0	n/a
Nov '18	144.9	155.9	141.7	n/a
Oct '18	147.8	155.9	141.4	n/a
Sep '18	147.8	155.9	141.4	n/a
Aug '18	147.8	155.9	137.9	n/a

Retail Motor Fuel Prices — Mayo

	Self-serve			Full-serve	
	regular	premium	diesel	regular	diesel
25-Aug-21	159.9	-	157.1	-	-
11-Aug-21	144.7	-	144.7	-	-
28-Jul-21	n/a	-	n/a	-	-
14-Jul-21	n/a	-	n/a	-	-
30-Jun-21	139.0	-	140.9	-	-
16-Jun-21	139.0	-	140.9	-	-
2-Jun-21	139.0	-	140.9	-	-
19-May-21	139.0	-	140.9	-	-
5-May-21	n/a	-	n/a	-	-
21-Apr-21	139.0	-	140.9	-	-
7-Apr-21	145.9	-	147.9	-	-
24-Mar-21	140.9	-	143.9	-	-
10-Mar-21	136.9	-	137.9	-	-
24-Feb-21	131.9	-	135.9	-	-
10-Feb-21	125.6	-	127.5	-	-
27-Jan-21	130.9	-	131.9	-	-
13-Jan-21	129.9	-	129.9	-	-
30-Dec-20	122.8	-	122.8	-	-
16-Dec-20	122.8	-	122.8	-	-
2-Dec-20	127.9	-	127.9	-	-
18-Nov-20	127.9	-	127.9	-	-
4-Nov-20	121.8	-	121.8	-	-
21-Oct-20	n/a	-	n/a	-	-
7-Oct-20	n/a	-	n/a	-	-
23-Sep-20	n/a	-	n/a	-	-
9-Sep-20	n/a	-	n/a	-	-
26-Aug-20	n/a	-	n/a	-	-
12-Aug-20	n/a	-	n/a	-	-
Jul '20	116.9	-	119.9	-	-
Jun '20	114.9	-	121.8	-	-
May '20	103.0	-	124.0	-	-
Apr '20	n/a	-	n/a	-	-
Mar '20	146.6	-	148.1	-	-
Feb '20	153.1	-	153.1	-	-
Jan '20	149.9	-	147.9	-	-
Dec '19	149.9	-	149.4	-	-
Nov '19	149.9	-	147.9	-	-
Oct '19	142.8	-	140.9	-	-
Sep '19	n/a	-	n/a	-	-
Aug '19	141.4	-	144.1	-	-
Jul '19	146.2	-	145.6	-	-
Jun '19	144.0	-	145.9	-	-
May '19	146.9	-	151.9	-	-
Apr '19	146.9	-	153.4	-	-
Mar '19	137.9	-	149.9	-	-
Feb '19	133.9	-	144.9	-	-
Jan '19	132.2	-	143.6	-	-
Dec '18	125.8	-	139.0	-	-
Nov '18	146.9	-	141.4	-	-
Oct '18	143.4	-	134.1	-	-
Sep '18	144.7	-	135.1	-	-
Aug '18	144.7	-	135.1	n/a	n/a

Retail Motor Fuel Prices — Pelly Crossing & Ross River

	Pelly Crossing Self-serve		
	regular	premium	diesel
25-Aug-21	158.9	167.9	153.9
11-Aug-21	155.9	157.9	153.9
28-Jul-21	155.9	178.9	150.9
14-Jul-21	155.9	178.9	150.9
30-Jun-21	n/a	n/a	n/a
16-Jun-21	149.9	162.9	144.9
2-Jun-21	149.9	162.9	144.9
19-May-21	145.9	149.9	149.9
5-May-21	n/a	n/a	n/a
21-Apr-21	145.9	152.9	140.9
7-Apr-21	n/a	n/a	n/a
24-Mar-21	130.9	134.9	125.9
10-Mar-21	n/a	n/a	n/a
24-Feb-21	130.9	137.9	125.9
10-Feb-21	130.9	n/a	125.9
27-Jan-21	130.9	n/a	125.9
13-Jan-21	130.9	137.9	125.9
30-Dec-20	130.9	137.9	125.9
16-Dec-20	n/a	n/a	n/a
2-Dec-20	n/a	n/a	n/a
18-Nov-20	n/a	n/a	n/a
4-Nov-20	n/a	n/a	n/a
21-Oct-20	130.9	137.9	125.9
7-Oct-20	130.9	137.9	125.9
23-Sep-20	130.9	137.9	125.9
9-Sep-20	130.9	137.9	125.9
26-Aug-20	130.9	137.9	125.9
12-Aug-20	130.9	137.9	125.9
Jul '20	130.6	138.9	125.6
Jun '20	109.9	140.9	104.9
May '20	105.4	140.9	100.4
Apr '20	110.5	140.9	105.5
Mar '20	146.4	152.4	141.4
Feb '20	151.9	157.9	146.9
Jan '20	151.9	157.9	146.9
Dec '19	151.9	157.9	146.9
Nov '19	151.9	157.9	146.9
Oct '19	151.9	157.9	146.9
Sep '19	151.9	157.9	146.9
Aug '19	151.9	157.9	146.9
Jul '19	151.9	157.9	146.9
Jun '19	151.9	157.9	146.9
May '19	151.9	157.9	146.9
Apr '19	147.9	153.9	142.9
Mar '19	130.9	136.9	125.9
Feb '19	130.9	136.9	125.9
Jan '19	135.1	139.6	127.9
Dec '18	140.9	146.9	135.9
Nov '18	153.9	-	148.9
Oct '18	153.9	159.9	148.9
Sep '18	153.9	159.9	148.9
Aug '18	153.9	159.2	148.9

	Ross River Self-serve		
	regular	premium	diesel
25-Aug-21	159.9	-	154.9
11-Aug-21	159.9	-	154.9
28-Jul-21	154.9	-	152.9
14-Jul-21	154.9	-	152.9
30-Jun-21	148.9	-	155.4
16-Jun-21	148.9	-	155.4
2-Jun-21	148.9	-	155.4
19-May-21	148.9	-	155.4
5-May-21	148.9	-	155.4
21-Apr-21	144.9	-	147.9
7-Apr-21	134.9	-	135.9
24-Mar-21	134.9	-	135.9
10-Mar-21	134.9	-	135.9
24-Feb-21	130.9	-	128.9
10-Feb-21	129.9	-	127.9
27-Jan-21	129.9	-	127.9
13-Jan-21	129.9	-	125.9
30-Dec-20	n/a	-	n/a
16-Dec-20	129.9	-	125.9
2-Dec-20	129.9	-	125.9
18-Nov-20	n/a	-	n/a
4-Nov-20	119.9	-	125.9
21-Oct-20	119.9	-	125.9
7-Oct-20	129.9	-	119.9
23-Sep-20	129.9	-	119.9
9-Sep-20	129.9	-	119.9
26-Aug-20	129.9	-	119.9
12-Aug-20	n/a	-	n/a
Jul '20	127.6	-	127.2
Jun '20	109.9	-	121.9
May '20	102.9	-	121.9
Apr '20	121.4	-	127.4
Mar '20	148.9	-	152.4
Feb '20	150.9	-	154.4
Jan '20	152.9	-	156.9
Dec '19	152.9	-	156.4
Nov '19	152.9	-	156.4
Oct '19	154.9	-	158.4
Sep '19	154.9	-	158.4
Aug '19	154.9	-	158.4
Jul '19	153.6	-	156.7
Jun '19	150.4	-	154.9
May '19	147.9	-	153.9
Apr '19	145.4	-	152.4
Mar '19	134.9	-	146.4
Feb '19	129.9	-	144.9
Jan '19	129.9	-	144.9
Dec '18	137.4	-	151.9
Nov '18	150.9	-	161.7
Oct '18	156.9	-	154.5
Sep '18	156.9	-	154.5
Aug '18	156.2	-	154.0

Retail Motor Fuel Prices — Stewart Crossing

	Self-Serve		
	regular	premium	diesel
25-Aug-21	165.9	176.9	156.9
11-Aug-21	165.9	176.9	156.9
28-Jul-21	n/a	n/a	n/a
14-Jul-21	159.9	170.9	156.9
30-Jun-21	n/a	n/a	n/a
16-Jun-21	154.9	165.9	152.9
2-Jun-21	154.9	165.9	152.9
19-May-21	149.9	160.9	152.9
5-May-21	149.9	160.9	152.9
21-Apr-21	149.9	160.9	152.9
7-Apr-21	149.9	160.9	152.9
24-Mar-21	144.9	155.9	147.9
10-Mar-21	n/a	n/a	n/a
24-Feb-21	n/a	n/a	n/a
10-Feb-21	n/a	n/a	n/a
27-Jan-21	n/a	n/a	n/a
13-Jan-21	n/a	n/a	n/a
30-Dec-20	n/a	n/a	n/a
16-Dec-20	n/a	n/a	n/a
2-Dec-20	n/a	n/a	n/a
18-Nov-20	n/a	n/a	n/a
4-Nov-20	n/a	n/a	n/a
21-Oct-20	n/a	n/a	n/a
7-Oct-20	n/a	n/a	n/a
23-Sep-20	n/a	n/a	n/a
9-Sep-20	n/a	n/a	n/a
26-Aug-20	n/a	n/a	n/a
12-Aug-20	n/a	n/a	n/a
Jul '20	n/a	n/a	n/a
Jun '20	124.9	130.9	129.9
May '20	n/a	n/a	n/a
Apr '20	n/a	n/a	n/a
Mar '20	n/a	n/a	n/a
Feb '20	152.9	158.9	155.9
Jan '20	152.9	158.9	155.9
Dec '19	152.9	158.9	153.4
Nov '19	152.9	158.9	150.9
Oct '19	152.9	158.9	150.9
Sep '19	152.9	158.9	150.9
Aug '19	152.9	158.9	150.9
Jul '19	152.9	158.9	151.1
Jun '19	147.9	153.9	145.9
May '19	147.9	153.9	145.9
Apr '19	147.9	148.9	149.9
Mar '19	134.9	140.9	145.9
Feb '19	134.9	140.9	145.9
Jan '19	134.9	140.9	145.9
Dec '18	134.9	140.9	148.4
Nov '18	152.4	158.4	150.9
Oct '18	154.9	160.9	150.9
Sep '18	154.9	160.9	150.9
Aug '18	154.9	160.9	150.9

Retail Motor Fuel Prices — Teslin

	Self-serve			Full-serve
	regular	premium	diesel	propane
25-Aug-21	158.9	166.9	149.4	110.0
11-Aug-21	158.9	166.9	148.9	110.0
28-Jul-21	153.9	161.9	148.9	110.0
14-Jul-21	160.4	178.9	144.4	110.0
30-Jun-21	148.9	160.9	144.4	110.0
16-Jun-21	148.9	160.9	144.4	110.0
2-Jun-21	148.9	160.9	144.4	110.0
19-May-21	146.9	160.9	144.4	110.0
5-May-21	144.9	156.9	146.9	110.0
21-Apr-21	144.9	n/a	146.9	110.0
7-Apr-21	144.9	156.9	146.9	110.0
24-Mar-21	138.9	149.9	141.9	110.0
10-Mar-21	131.4	139.9	131.9	110.0
24-Feb-21	133.9	145.9	134.4	110.0
10-Feb-21	128.9	139.9	129.9	110.0
27-Jan-21	128.9	139.9	129.9	110.0
13-Jan-21	128.9	139.9	129.9	110.0
30-Dec-20	123.9	135.9	128.9	110.0
16-Dec-20	123.9	135.9	126.4	110.0
2-Dec-20	123.9	131.9	123.9	110.0
18-Nov-20	123.9	131.9	123.9	110.0
4-Nov-20	123.9	131.9	123.9	110.0
21-Oct-20	123.9	131.9	123.9	110.0
7-Oct-20	123.9	131.9	123.9	110.0
23-Sep-20	123.9	131.9	123.9	110.0
9-Sep-20	123.9	131.9	123.9	110.0
26-Aug-20	123.9	131.9	123.9	110.0
12-Aug-20	123.9	131.9	123.9	110.0
Jul '20	122.2	130.2	123.6	110.0
Jun '20	114.4	123.4	126.4	110.0
May '20	109.9	119.9	129.9	110.0
Apr '20	109.9	119.9	129.9	110.0
Mar '20	139.7	149.4	145.2	110.0
Feb '20	146.9	156.9	152.4	110.0
Jan '20	146.9	156.9	152.4	110.0
Dec '19	146.9	156.9	152.4	110.0
Nov '19	146.9	156.9	152.4	110.0
Oct '19	146.9	156.9	152.4	110.0
Sep '19	146.9	156.9	153.7	110.0
Aug '19	146.9	156.9	152.4	110.0
Jul '19	146.1	156.9	153.9	n/a
Jun '19	141.9	151.9	148.9	n/a
May '19	141.9	n/a	148.9	110.0
Apr '19	141.9	151.9	148.9	110.0
Mar '19	135.2	n/a	146.4	110.0
Feb '19	129.4	n/a	141.3	110.0
Jan '19	132.2	142.9	144.2	110.0
Dec '18	129.7	137.4	141.7	110.0
Nov '18	143.7	150.9	143.2	111.3
Oct '18	137.3	147.2	145.9	110.2
Sep '18	148.9	158.9	141.9	113.7
Aug '18	148.9	158.9	141.9	112.5

Retail Motor Fuel Prices — Watson Lake

	Self-serve			Full-serve
	regular	premium	diesel	propane
25-Aug-21	153.4	159.9	151.9	120.0
11-Aug-21	150.9	156.9	151.9	120.0
28-Jul-21	150.9	156.2	151.9	120.0
14-Jul-21	147.4	156.9	148.4	120.0
30-Jun-21	143.9	151.9	144.9	120.0
16-Jun-21	143.9	151.9	144.9	120.0
2-Jun-21	143.9	151.9	144.9	113.9
19-May-21	140.9	145.9	143.9	113.9
5-May-21	135.9	145.9	139.9	113.9
21-Apr-21	135.9	145.9	139.9	113.9
7-Apr-21	132.9	142.9	136.9	113.9
24-Mar-21	132.9	142.9	136.9	129.0
10-Mar-21	128.9	n/a	132.9	112.9
24-Feb-21	123.9	n/a	126.9	112.9
10-Feb-21	121.9	n/a	123.9	112.9
27-Jan-21	121.9	n/a	123.9	112.9
13-Jan-21	113.9	124.9	118.9	112.9
30-Dec-20	113.9	124.9	118.9	112.9
16-Dec-20	113.9	123.9	114.9	112.9
2-Dec-20	113.9	123.9	114.9	112.9
18-Nov-20	114.9	124.9	115.9	112.9
4-Nov-20	113.9	123.9	114.9	112.9
21-Oct-20	113.9	123.9	114.9	112.9
7-Oct-20	113.9	123.9	114.9	112.9
23-Sep-20	121.9	123.9	122.4	112.9
9-Sep-20	121.9	123.9	119.9	n/a
26-Aug-20	134.9	123.9	127.4	n/a
12-Aug-20	121.9	123.9	127.4	n/a
Jul '20	121.9	123.9	128.2	112.9
Jun '20	118.9	123.9	128.4	112.9
May '20	104.7	109.4	116.4	112.9
Apr '20	101.4	111.0	114.5	112.9
Mar '20	129.4	138.9	131.4	112.9
Feb '20	137.9	146.9	142.4	n/a
Jan '20	139.5	149.9	146.8	112.9
Dec '19	138.6	149.9	144.1	112.9
Nov '19	139.3	149.9	144.3	112.9
Oct '19	143.5	149.9	145.7	112.9
Sep '19	141.9	146.7	144.5	110.9
Aug '19	141.7	149.2	143.5	110.9
Jul '19	141.2	149.2	142.8	110.9
Jun '19	140.2	147.9	142.6	110.9
May '19	137.5	148.9	141.3	n/a
Apr '19	135.6	147.4	142.2	109.0
Mar '19	126.4	138.4	140.2	110.9
Feb '19	122.9	134.9	136.9	110.9
Jan '19	122.6	134.9	136.3	110.9
Dec '18	125.0	134.9	138.1	110.9
Nov '18	141.9	151.4	142.6	110.9
Oct '18	141.9	154.9	139.4	110.9
Sep '18	143.2	152.9	140.7	110.9
Aug '18	142.1	152.9	139.2	110.9

Residential Fuel Prices in Yukon

Average Prices as of August 25, 2021

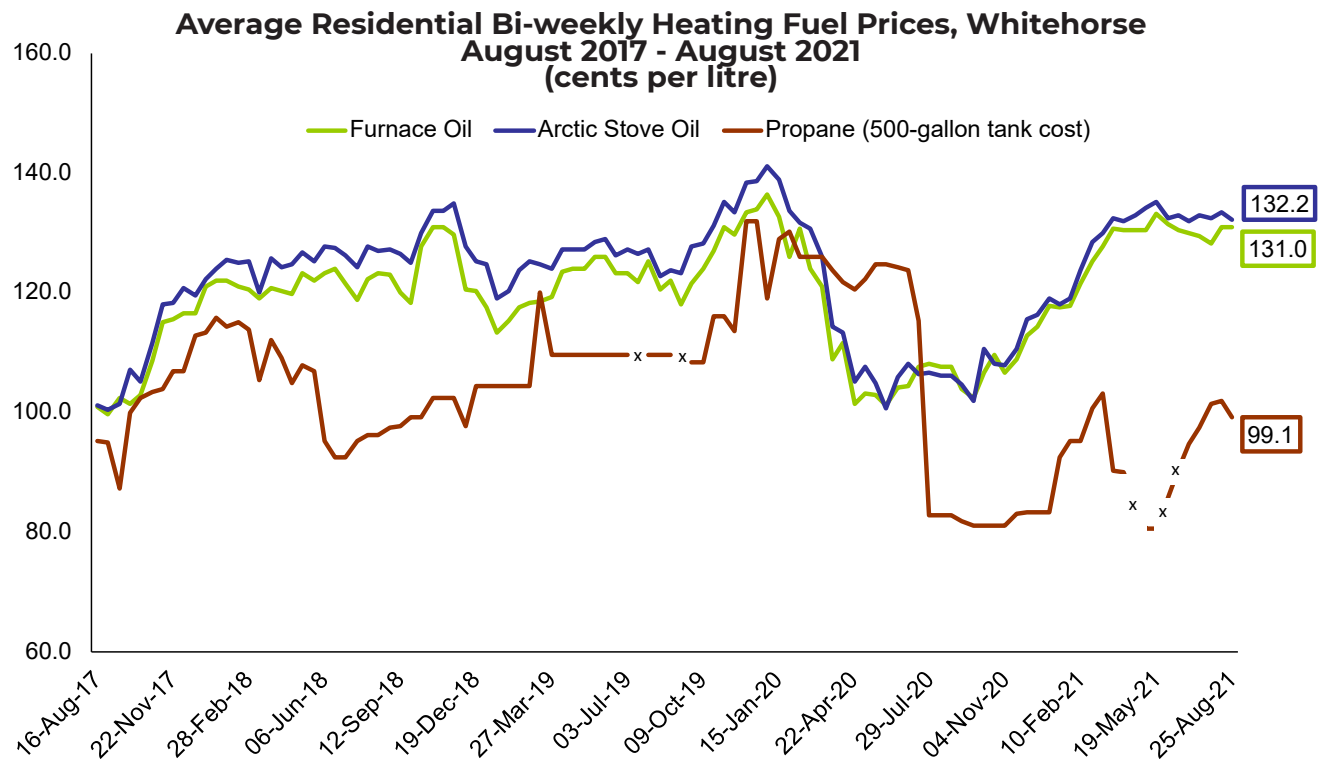
	Residential Heating Fuels			% Change August 26, 2020 to August 25, 2021		
	Furnace Oil	Arctic Stove Oil	Propane (500-gallon tank cost)	Furnace Oil	Arctic Stove Oil	Propane (500-gallon tank cost)
Whitehorse	131.0	132.2	99.1	21.7%	24.7%	19.7%
Beaver Creek	138.8	146.5	-	24.2%	27.4%	-
Burwash Landing	136.7	139.8	-	24.6%	22.4%	-
Carcross	134.8	138.2	-	25.0%	33.1%	-
Carmacks	135.6	140.3	102.4	24.7%	32.6%	5.0%
Dawson City	140.2	141.8	102.4	25.1%	23.1%	5.0%
Destruction Bay	136.7	142.0	-	24.6%	25.8%	-
Faro	137.7	138.2	102.4	24.3%	21.3%	5.0%
Haines Junction	135.6	140.3	102.4	24.7%	32.6%	5.0%
Marsh Lake	134.8	138.2	-	25.0%	33.1%	-
Mayo	136.4	142.3	102.4	23.1%	28.8%	5.0%
Pelly Crossing	136.9	142.1	-	24.6%	31.6%	-
Ross River	146.7	146.3	102.4	29.4%	27.8%	5.0%
Stewart Crossing	137.2	140.4	-	24.4%	23.8%	-
Tagish	134.8	138.2	-	25.0%	33.1%	-
Teslin	135.6	140.3	102.4	24.7%	32.6%	5.0%
Watson Lake	138.8	146.5	102.4	24.2%	32.0%	5.0%

Notes: All prices are Canadian cents per litre, including all applicable taxes.
 "-" indicates this service was not available in this community at this time.

Comparing August 25, 2021 to August 26, 2020, furnace oil prices increased in all Yukon communities; the largest percentage increase was in Ross River (29.4%).

Arctic stove oil prices increased in all Yukon communities; the largest percentage increases were in Carcross, Marsh Lake and Tagish (33.1%).

Increases were reported for prices of propane (500 gallon tank) in all Yukon communities. Prices in all reporting communities outside of Whitehorse increased by 5.0%; Whitehorse prices increased by 19.7%.



Residential Heating Fuel Prices — Whitehorse

	Furnace Oil	Arctic Stove Oil	Propane (500-gallon tank cost)
25-Aug-21	131.0	132.2	99.1
11-Aug-21	131.0	133.4	102.0
28-Jul-21	128.1	132.3	101.5
14-Jul-21	129.5	133.0	97.5
30-Jun-21	130.0	131.9	94.8
16-Jun-21	130.3	133.0	n/a
02-Jun-21	131.4	132.5	85.9
19-May-21	133.1	135.1	n/a
05-May-21	130.5	134.0	80.5
21-Apr-21	130.3	132.8	n/a
07-Apr-21	130.5	131.9	90.1
24-Mar-21	130.6	132.4	90.3
10-Mar-21	127.7	129.9	103.1
24-Feb-21	125.3	128.4	100.6
10-Feb-21	121.5	123.6	95.3
27-Jan-21	117.7	119.1	95.3
13-Jan-21	117.4	118.1	92.5
30-Dec-20	117.8	118.9	83.3
16-Dec-20	114.3	116.2	83.3
02-Dec-20	112.7	115.6	83.3
18-Nov-20	108.9	110.6	83.0
04-Nov-20	106.7	107.8	81.0
21-Oct-20	109.7	108.1	81.0
07-Oct-20	106.6	110.6	81.0
23-Sep-20	102.4	102.0	81.0
09-Sep-20	104.0	104.7	81.9
26-Aug-20	107.6	106.0	82.8
12-Aug-20	107.6	106.0	82.8
Jul '20	106.7	107.0	107.2
Jun '20	102.7	103.3	124.4
May '20	103.1	106.2	123.5
Apr '20	106.4	109.3	121.2
Mar '20	115.0	120.1	124.9
Feb '20	127.3	131.2	125.9
Jan '20	131.7	137.9	126.1
Dec '19	133.7	138.5	131.8
Nov '19	130.3	134.3	114.8
Oct '19	125.4	129.7	112.2
Sep '19	119.7	125.4	108.3
Aug '19	121.3	123.3	109.5
Jul '19	123.4	126.9	109.5
Jun '19	124.6	127.6	109.5
May '19	125.0	127.8	109.5
Apr '19	123.7	127.1	109.5
Mar '19	118.8	124.4	114.8
Feb '19	118.0	124.4	104.3
Jan '19	115.4	121.3	104.3
Dec '18	120.3	126.4	101.0
Nov '18	130.4	134.3	102.4
Oct '18	129.3	131.9	100.8
Sep '18	119.2	125.7	98.5
Aug '18	122.8	127.3	96.6

Residential Heating Fuel Prices — Beaver Creek

	Furnace Oil	Arctic Stove Oil	Propane (500-gallon tank cost)
25-Aug-21	138.8	146.5	-
11-Aug-21	138.8	146.5	-
28-Jul-21	n/a	151.1	-
14-Jul-21	138.8	146.5	-
30-Jun-21	n/a	151.1	-
16-Jun-21	138.8	146.5	-
02-Jun-21	138.8	146.5	-
19-May-21	138.8	146.5	-
05-May-21	138.8	146.5	-
21-Apr-21	138.8	146.5	-
07-Apr-21	144.0	149.2	-
24-Mar-21	140.2	145.4	-
10-Mar-21	140.2	126.6	-
24-Feb-21	136.0	143.3	-
10-Feb-21	136.0	139.3	-
27-Jan-21	129.7	131.0	-
13-Jan-21	129.7	131.6	-
30-Dec-20	129.7	131.9	-
16-Dec-20	126.5	129.2	-
02-Dec-20	126.5	129.2	-
18-Nov-20	117.1	120.5	-
04-Nov-20	117.1	120.5	-
21-Oct-20	117.1	121.3	-
07-Oct-20	111.8	115.0	-
23-Sep-20	111.8	115.0	-
09-Sep-20	111.8	115.0	-
26-Aug-20	111.8	115.0	-
12-Aug-20	111.8	115.0	-
Jul '20	n/a	n/a	-
Jun '20	n/a	n/a	-
May '20	n/a	n/a	-
Apr '20	n/a	n/a	-
Mar '20	130.0	133.1	-
Feb '20	140.4	143.6	-
Jan '20	143.9	147.1	-
Dec '19	145.7	148.8	-
Nov '19	140.4	143.6	-
Oct '19	134.7	137.8	-
Sep '19	127.3	130.5	-
Aug '19	127.3	130.5	-
Jul '19	130.9	133.4	-
Jun '19	135.0	139.2	-
May '19	135.0	139.2	-
Apr '19	133.5	137.7	-
Mar '19	131.9	136.1	-
Feb '19	129.8	133.5	-
Jan '19	123.5	126.6	-
Dec '18	134.0	137.1	-
Nov '18	142.4	145.8	-
Oct '18	142.4	144.2	-
Sep '18	n/a	148.1	-
Aug '18	134.4	142.0	-

Residential Heating Fuel Prices — Burwash Landing

	Furnace Oil	Arctic Stove Oil	Propane (500 gallon tank cost)
25-Aug-21	136.7	139.8	-
11-Aug-21	136.7	130.3	-
28-Jul-21	n/a	n/a	-
14-Jul-21	136.7	127.7	-
30-Jun-21	n/a	120.8	-
16-Jun-21	136.7	139.8	-
02-Jun-21	136.7	130.3	-
19-May-21	136.7	130.3	-
05-May-21	136.7	130.3	-
21-Apr-21	136.7	130.3	-
07-Apr-21	137.4	130.7	-
24-Mar-21	133.9	124.7	-
10-Mar-21	133.9	137.0	-
24-Feb-21	129.7	124.2	-
10-Feb-21	129.7	132.8	-
27-Jan-21	123.4	121.0	-
13-Jan-21	123.4	126.5	-
30-Dec-20	123.4	126.5	-
16-Dec-20	120.2	123.4	-
02-Dec-20	120.2	123.4	-
18-Nov-20	115.0	118.1	-
04-Nov-20	115.0	116.8	-
21-Oct-20	115.0	116.8	-
07-Oct-20	109.7	114.2	-
23-Sep-20	109.7	112.9	-
09-Sep-20	109.7	112.9	-
26-Aug-20	109.7	114.2	-
12-Aug-20	109.7	114.2	-
Jul '20	109.7	113.8	-
Jun '20	109.7	113.6	-
May '20	109.7	114.2	-
Apr '20	112.3	115.4	-
Mar '20	127.4	134.5	-
Feb '20	137.8	139.8	-
Jan '20	141.3	141.7	-
Dec '19	143.1	143.5	-
Nov '19	137.8	139.6	-
Oct '19	132.6	135.4	-
Sep '19	125.2	131.9	-
Aug '19	125.2	133.6	-
Jul '19	127.2	131.7	-
Jun '19	131.3	134.4	-
May '19	131.3	134.4	-
Apr '19	129.7	132.9	-
Mar '19	128.1	132.1	-
Feb '19	126.0	131.0	-
Jan '19	119.7	127.4	-
Dec '18	130.2	135.7	-
Nov '18	138.6	141.2	-
Oct '18	138.6	137.3	-
Sep '18	n/a	n/a	-
Aug '18	131.3	129.1	-

Residential Heating Fuel Prices — Carcross

	Furnace Oil	Arctic Stove Oil	Propane (500 gallon tank cost)
25-Aug-21	134.8	138.2	-
11-Aug-21	134.8	138.2	-
28-Jul-21	n/a	138.4	-
14-Jul-21	134.8	138.2	-
30-Jun-21	n/a	138.4	-
16-Jun-21	134.8	138.2	-
02-Jun-21	134.8	138.2	-
19-May-21	134.8	138.2	-
05-May-21	134.8	138.2	-
21-Apr-21	134.8	138.2	-
07-Apr-21	135.6	138.6	-
24-Mar-21	132.0	135.1	-
10-Mar-21	132.0	135.2	-
24-Feb-21	127.8	133.0	-
10-Feb-21	127.8	129.0	-
27-Jan-21	121.5	121.1	-
13-Jan-21	121.5	121.3	-
30-Dec-20	121.5	121.2	-
16-Dec-20	118.3	119.6	-
02-Dec-20	118.3	121.5	-
18-Nov-20	113.1	112.7	-
04-Nov-20	113.1	112.7	-
21-Oct-20	113.1	106.4	-
07-Oct-20	107.8	111.0	-
23-Sep-20	107.8	103.8	-
09-Sep-20	107.8	103.8	-
26-Aug-20	107.8	103.8	-
12-Aug-20	107.8	103.8	-
Jul '20	107.8	103.8	-
Jun '20	107.8	104.8	-
May '20	107.8	111.0	-
Apr '20	110.4	112.6	-
Mar '20	125.5	117.9	-
Feb '20	135.9	131.0	-
Jan '20	139.4	142.6	-
Dec '19	141.2	140.4	-
Nov '19	135.9	136.5	-
Oct '19	130.7	133.8	-
Sep '19	123.3	127.1	-
Aug '19	128.5	129.3	-
Jul '19	127.0	128.6	-
Jun '19	128.7	130.3	-
May '19	129.0	129.8	-
Apr '19	126.9	129.3	-
Mar '19	120.3	122.9	-
Feb '19	119.3	121.9	-
Jan '19	117.7	120.5	-
Dec '18	121.9	130.3	-
Nov '18	134.5	135.9	-
Oct '18	134.0	133.4	-
Sep '18	116.6	131.3	-
Aug '18	128.2	132.1	-

Residential Heating Fuel Prices — Carmacks

	Furnace Oil	Arctic Stove Oil	Propane (500-gallon tank cost)
25-Aug-21	135.6	140.3	102.4
11-Aug-21	135.6	140.3	108.2
28-Jul-21	n/a	141.8	107.3
14-Jul-21	135.6	140.3	105.7
30-Jun-21	n/a	141.8	103.0
16-Jun-21	135.7	140.3	n/a
02-Jun-21	135.7	140.3	100.6
19-May-21	135.7	140.3	n/a
05-May-21	135.7	140.3	88.7
21-Apr-21	135.7	140.3	n/a
07-Apr-21	136.4	140.7	98.3
24-Mar-21	132.8	137.2	98.5
10-Mar-21	132.8	137.2	111.2
24-Feb-21	128.6	135.1	108.8
10-Feb-21	128.6	131.1	103.5
27-Jan-21	122.3	123.1	103.4
13-Jan-21	122.3	123.4	100.6
30-Dec-20	122.3	123.4	91.5
16-Dec-20	119.2	121.6	91.5
02-Dec-20	119.2	122.3	91.7
18-Nov-20	113.9	114.7	91.1
04-Nov-20	113.9	114.7	89.1
21-Oct-20	113.9	108.4	89.1
07-Oct-20	108.7	111.8	89.1
23-Sep-20	108.7	105.8	89.1
09-Sep-20	108.7	105.8	90.3
26-Aug-20	108.7	105.8	97.5
12-Aug-20	108.7	105.8	97.5
Jul '20	108.7	105.8	117.6
Jun '20	108.7	106.2	132.6
May '20	108.7	111.8	134.9
Apr '20	111.5	114.3	135.9
Mar '20	126.8	120.1	139.6
Feb '20	137.3	133.2	140.6
Jan '20	140.8	144.5	140.8
Dec '19	142.5	142.7	146.5
Nov '19	136.8	138.5	128.3
Oct '19	131.5	134.7	127.0
Sep '19	124.2	129.3	123.2
Aug '19	124.2	129.3	124.2
Jul '19	125.8	133.8	124.2
Jun '19	128.9	135.6	124.2
May '19	128.9	137.4	124.2
Apr '19	127.4	135.0	124.2
Mar '19	125.8	133.3	124.2
Feb '19	123.7	131.2	119.0
Jan '19	117.4	123.4	119.0
Dec '18	127.9	131.0	115.7
Nov '18	136.3	139.4	117.1
Oct '18	136.3	139.4	115.5
Sep '18	n/a	n/a	113.2
Aug '18	128.9	132.1	111.3

Residential Heating Fuel Prices — Dawson City

	Furnace Oil	Arctic Stove Oil	Propane (500-gallon tank cost)
25-Aug-21	140.2	141.8	102.4
11-Aug-21	140.2	141.8	108.2
28-Jul-21	n/a	n/a	107.3
14-Jul-21	139.0	142.2	105.7
30-Jun-21	141.4	141.4	103.0
16-Jun-21	140.3	141.8	n/a
02-Jun-21	140.3	141.8	100.6
19-May-21	140.3	141.8	n/a
05-May-21	139.0	142.2	88.7
21-Apr-21	140.3	141.8	n/a
07-Apr-21	140.7	142.3	98.3
24-Mar-21	136.3	137.8	98.5
10-Mar-21	134.3	135.8	111.2
24-Feb-21	132.3	133.8	108.8
10-Feb-21	130.7	132.3	103.5
27-Jan-21	126.6	128.2	103.4
13-Jan-21	124.4	125.9	100.6
30-Dec-20	124.4	125.9	91.5
16-Dec-20	120.8	122.4	91.5
02-Dec-20	119.3	120.9	91.7
18-Nov-20	115.2	117.7	91.1
04-Nov-20	113.7	116.2	89.1
21-Oct-20	117.4	120.5	89.1
07-Oct-20	112.1	115.2	89.1
23-Sep-20	112.1	115.2	89.1
09-Sep-20	112.1	115.2	90.3
26-Aug-20	112.1	115.2	97.5
12-Aug-20	112.1	115.2	97.5
Jul '20	111.9	114.6	117.6
Jun '20	110.0	112.6	132.6
May '20	110.6	114.5	134.9
Apr '20	117.9	117.9	135.9
Mar '20	126.9	129.1	139.6
Feb '20	140.1	142.7	140.6
Jan '20	143.7	146.8	140.8
Dec '19	143.6	146.6	146.5
Nov '19	140.0	142.9	128.3
Oct '19	134.6	137.3	127.0
Sep '19	128.3	131.4	123.2
Aug '19	130.2	132.8	124.2
Jul '19	131.9	134.1	124.2
Jun '19	135.0	138.2	124.2
May '19	132.3	135.5	124.2
Apr '19	133.2	136.4	124.2
Mar '19	130.0	133.1	124.2
Feb '19	129.2	132.9	119.0
Jan '19	125.2	128.3	119.0
Dec '18	132.6	135.8	115.7
Nov '18	141.2	146.0	117.1
Oct '18	139.1	139.3	115.5
Sep '18	132.3	143.3	113.2
Aug '18	133.3	140.9	111.3

Residential Heating Fuel Prices — Destruction Bay

	Furnace Oil	Arctic Stove Oil	Propane (500 gallon tank cost)
25-Aug-21	136.7	142.0	-
11-Aug-21	136.7	142.0	-
28-Jul-21	n/a	144.2	-
14-Jul-21	136.7	142.0	-
30-Jun-21	n/a	144.2	-
16-Jun-21	136.7	142.0	-
02-Jun-21	136.7	142.0	-
19-May-21	136.7	142.0	-
05-May-21	136.7	142.0	-
21-Apr-21	136.7	142.0	-
07-Apr-21	137.4	142.4	-
24-Mar-21	133.9	138.9	-
10-Mar-21	133.9	138.9	-
24-Feb-21	129.7	136.8	-
10-Feb-21	129.7	132.8	-
27-Jan-21	123.4	124.7	-
13-Jan-21	123.4	125.1	-
30-Dec-20	123.4	125.1	-
16-Dec-20	120.2	123.4	-
02-Dec-20	120.2	123.4	-
18-Nov-20	115.0	118.1	-
04-Nov-20	115.0	118.1	-
21-Oct-20	115.0	118.1	-
07-Oct-20	109.7	112.9	-
23-Sep-20	109.7	112.9	-
09-Sep-20	109.7	112.9	-
26-Aug-20	109.7	112.9	-
12-Aug-20	109.7	112.9	-
Jul '20	109.7	112.9	-
Jun '20	109.7	112.9	-
May '20	109.7	112.9	-
Apr '20	112.3	115.4	-
Mar '20	127.4	130.5	-
Feb '20	137.8	141.0	-
Jan '20	141.3	144.5	-
Dec '19	143.1	146.2	-
Nov '19	137.8	141.0	-
Oct '19	132.6	135.7	-
Sep '19	125.2	128.4	-
Aug '19	125.2	128.4	-
Jul '19	126.2	129.4	-
Jun '19	128.2	131.4	-
May '19	128.2	131.4	-
Apr '19	126.7	129.8	-
Mar '19	125.1	128.2	-
Feb '19	123.0	126.1	-
Jan '19	116.7	119.8	-
Dec '18	127.2	130.3	-
Nov '18	135.6	138.7	-
Oct '18	135.6	138.7	-
Sep '18	n/a	n/a	-
Aug '18	128.2	131.4	-

Residential Heating Fuel Prices — Faro

	Furnace Oil	Arctic Stove Oil	Propane (500-gallon tank cost)
25-Aug-21	137.7	138.2	102.4
11-Aug-21	137.7	142.5	108.2
28-Jul-21	n/a	136.9	107.3
14-Jul-21	137.7	142.5	105.7
30-Jun-21	n/a	143.2	103.0
16-Jun-21	137.8	142.4	n/a
02-Jun-21	137.8	141.7	100.6
19-May-21	137.8	141.7	n/a
05-May-21	137.8	141.7	88.7
21-Apr-21	137.8	141.7	n/a
07-Apr-21	138.5	142.0	98.3
24-Mar-21	134.9	138.6	98.5
10-Mar-21	134.9	137.2	111.2
24-Feb-21	130.7	137.3	108.8
10-Feb-21	130.7	133.1	103.5
27-Jan-21	124.4	126.0	103.4
13-Jan-21	124.4	126.3	100.6
30-Dec-20	124.4	126.0	91.5
16-Dec-20	121.3	124.8	91.5
02-Dec-20	121.3	124.6	91.7
18-Nov-20	116.0	119.2	91.1
04-Nov-20	116.0	119.2	89.1
21-Oct-20	116.0	119.2	89.1
07-Oct-20	110.8	113.9	89.1
23-Sep-20	110.8	113.7	89.1
09-Sep-20	110.8	113.7	90.3
26-Aug-20	110.8	113.9	97.5
12-Aug-20	110.8	109.5	97.5
Jul '20	110.8	113.7	117.6
Jun '20	110.8	113.8	132.6
May '20	110.8	113.7	134.9
Apr '20	113.3	119.2	135.9
Mar '20	128.4	131.4	139.6
Feb '20	138.9	141.9	140.6
Jan '20	142.4	146.3	140.8
Dec '19	144.1	147.1	146.5
Nov '19	138.9	140.7	128.3
Oct '19	133.6	131.8	127.0
Sep '19	126.3	129.4	123.2
Aug '19	126.3	129.5	124.2
Jul '19	127.3	130.9	124.2
Jun '19	129.2	132.3	124.2
May '19	129.2	132.3	124.2
Apr '19	127.6	130.8	124.2
Mar '19	126.0	129.2	124.2
Feb '19	123.9	127.1	119.0
Jan '19	117.6	120.8	119.0
Dec '18	128.1	131.3	115.7
Nov '18	136.5	139.7	117.1
Oct '18	136.5	137.6	115.5
Sep '18	n/a	131.3	113.2
Aug '18	129.3	132.9	111.3

Residential Heating Fuel Prices — Haines Junction

	Furnace Oil	Arctic Stove Oil	Propane (500-gallon tank cost)
25-Aug-21	135.6	140.3	102.4
11-Aug-21	135.6	140.3	108.2
28-Jul-21	n/a	142.7	107.3
14-Jul-21	135.6	140.3	105.7
30-Jun-21	n/a	141.8	103.0
16-Jun-21	135.7	140.3	n/a
02-Jun-21	135.7	140.3	100.6
19-May-21	135.7	140.3	n/a
05-May-21	135.7	140.3	88.7
21-Apr-21	135.7	140.3	n/a
07-Apr-21	136.4	140.7	98.3
24-Mar-21	132.8	137.2	98.5
10-Mar-21	132.8	137.2	111.2
24-Feb-21	128.6	135.1	108.8
10-Feb-21	128.6	131.1	103.5
27-Jan-21	122.3	123.1	103.4
13-Jan-21	122.3	123.4	100.6
30-Dec-20	122.3	123.4	91.5
16-Dec-20	119.2	121.6	91.5
02-Dec-20	119.2	122.3	91.7
18-Nov-20	113.9	114.7	91.1
04-Nov-20	113.9	114.7	89.1
21-Oct-20	113.9	108.4	89.1
07-Oct-20	108.7	111.8	89.1
23-Sep-20	108.7	105.8	89.1
09-Sep-20	108.7	105.8	90.3
26-Aug-20	108.7	105.8	97.5
12-Aug-20	108.7	105.8	97.5
Jul '20	108.7	105.8	117.6
Jun '20	108.7	106.2	132.6
May '20	108.7	111.8	134.9
Apr '20	114.9	117.7	135.9
Mar '20	133.7	123.6	139.6
Feb '20	144.1	136.6	140.6
Jan '20	140.3	144.2	140.8
Dec '19	142.0	142.4	146.5
Nov '19	136.8	138.5	128.3
Oct '19	131.5	134.7	127.0
Sep '19	124.2	127.0	123.2
Aug '19	130.3	131.1	124.2
Jul '19	127.5	129.1	124.2
Jun '19	128.1	129.7	124.2
May '19	128.1	129.7	124.2
Apr '19	124.5	127.7	124.2
Mar '19	123.0	126.1	124.2
Feb '19	120.9	124.0	119.0
Jan '19	114.6	117.7	119.0
Dec '18	125.1	128.2	115.7
Nov '18	133.5	136.6	117.1
Oct '18	133.5	135.8	115.5
Sep '18	n/a	129.2	113.2
Aug '18	126.1	129.3	111.3

Residential Heating Fuel Prices — Marsh Lake

	Furnace Oil	Arctic Stove Oil	Propane (500 gallon tank cost)
25-Aug-21	134.8	138.2	-
11-Aug-21	134.8	138.2	-
28-Jul-21	n/a	138.4	-
14-Jul-21	134.8	138.2	-
30-Jun-21	n/a	138.4	-
16-Jun-21	134.8	138.2	-
02-Jun-21	134.8	138.2	-
19-May-21	134.8	138.2	-
05-May-21	134.8	138.2	-
21-Apr-21	134.8	138.2	-
07-Apr-21	135.6	138.6	-
24-Mar-21	132.0	135.1	-
10-Mar-21	132.0	135.2	-
24-Feb-21	127.8	133.0	-
10-Feb-21	127.8	129.0	-
27-Jan-21	121.5	121.1	-
13-Jan-21	121.5	121.3	-
30-Dec-20	121.5	121.3	-
16-Dec-20	118.3	119.6	-
02-Dec-20	118.3	121.5	-
18-Nov-20	113.1	112.7	-
04-Nov-20	113.1	112.7	-
21-Oct-20	113.1	106.4	-
07-Oct-20	107.8	111.0	-
23-Sep-20	107.8	103.8	-
09-Sep-20	107.8	103.8	-
26-Aug-20	107.8	103.8	-
12-Aug-20	107.8	103.8	-
Jul '20	107.8	103.8	-
Jun '20	107.8	104.8	-
May '20	107.8	111.0	-
Apr '20	110.4	111.8	-
Mar '20	125.5	117.9	-
Feb '20	135.9	131.0	-
Jan '20	139.4	142.6	-
Dec '19	141.2	140.4	-
Nov '19	135.9	136.5	-
Oct '19	130.7	133.8	-
Sep '19	123.3	125.9	-
Aug '19	128.5	129.3	-
Jul '19	127.0	128.6	-
Jun '19	128.7	130.3	-
May '19	129.0	129.8	-
Apr '19	126.9	129.3	-
Mar '19	120.3	122.9	-
Feb '19	119.3	121.9	-
Jan '19	117.7	120.5	-
Dec '18	127.1	130.3	-
Nov '18	134.5	137.6	-
Oct '18	134.0	135.5	-
Sep '18	116.6	119.7	-
Aug '18	128.7	131.9	-

Residential Heating Fuel Prices — Mayo

	Furnace Oil	Arctic Stove Oil	Propane (500-gallon tank cost)
25-Aug-21	136.4	142.3	102.4
11-Aug-21	137.7	146.0	108.2
28-Jul-21	n/a	151.1	107.3
14-Jul-21	137.8	146.0	105.7
30-Jun-21	137.8	146.0	103.0
16-Jun-21	134.3	140.9	n/a
02-Jun-21	134.3	140.9	100.6
19-May-21	134.3	140.9	n/a
05-May-21	137.8	146.0	88.7
21-Apr-21	134.3	140.9	n/a
07-Apr-21	136.8	142.6	98.3
24-Mar-21	132.4	138.5	98.5
10-Mar-21	130.4	137.2	111.2
24-Feb-21	128.4	135.8	108.8
10-Feb-21	126.8	132.1	103.5
27-Jan-21	124.4	128.4	103.4
13-Jan-21	119.1	123.9	100.6
30-Dec-20	121.2	125.3	91.5
16-Dec-20	117.6	122.5	91.5
02-Dec-20	116.1	117.7	91.7
18-Nov-20	109.0	114.2	91.1
04-Nov-20	110.6	115.6	89.1
21-Oct-20	116.0	113.1	89.1
07-Oct-20	110.8	113.9	89.1
23-Sep-20	110.8	110.5	89.1
09-Sep-20	110.8	110.5	90.3
26-Aug-20	110.8	110.5	97.5
12-Aug-20	110.8	110.5	97.5
Jul '20	110.7	111.0	117.6
Jun '20	111.0	110.7	132.6
May '20	110.4	114.6	134.9
Apr '20	113.3	117.4	135.9
Mar '20	126.6	126.7	139.6
Feb '20	141.2	140.3	140.6
Jan '20	143.4	148.1	140.8
Dec '19	144.7	147.4	146.5
Nov '19	141.1	144.2	128.3
Oct '19	136.7	139.8	127.0
Sep '19	127.5	131.3	123.2
Aug '19	134.8	136.2	124.2
Jul '19	133.8	135.3	124.2
Jun '19	137.4	139.2	124.2
May '19	135.4	137.0	124.2
Apr '19	136.9	139.6	124.2
Mar '19	133.9	137.1	124.2
Feb '19	133.6	136.7	119.0
Jan '19	129.1	132.3	119.0
Dec '18	136.2	139.3	115.7
Nov '18	145.2	148.0	117.1
Oct '18	142.2	145.5	115.5
Sep '18	135.5	141.3	113.2
Aug '18	137.3	143.6	110.9

Residential Heating Fuel Prices — Pelly Crossing

	Furnace Oil	Arctic Stove Oil	Propane (500 gallon tank cost)
25-Aug-21	136.9	142.1	-
11-Aug-21	136.9	142.1	-
28-Jul-21	n/a	144.2	-
14-Jul-21	136.9	142.1	-
30-Jun-21	n/a	144.2	-
16-Jun-21	136.9	142.1	-
02-Jun-21	136.9	142.1	-
19-May-21	136.9	142.1	-
05-May-21	136.9	142.1	-
21-Apr-21	136.9	142.1	-
07-Apr-21	137.7	142.5	-
24-Mar-21	134.1	139.0	-
10-Mar-21	134.1	139.0	-
24-Feb-21	129.9	132.9	-
10-Feb-21	129.9	132.9	-
27-Jan-21	123.6	124.8	-
13-Jan-21	123.6	125.2	-
30-Dec-20	123.6	125.2	-
16-Dec-20	120.4	123.2	-
02-Dec-20	120.4	123.6	-
18-Nov-20	115.2	116.4	-
04-Nov-20	115.2	116.4	-
21-Oct-20	115.2	110.6	-
07-Oct-20	109.9	113.1	-
23-Sep-20	109.9	108.0	-
09-Sep-20	109.9	108.0	-
26-Aug-20	109.9	108.0	-
12-Aug-20	109.9	108.0	-
Jul '20	109.9	108.0	-
Jun '20	109.9	107.9	-
May '20	109.9	113.1	-
Apr '20	112.5	115.7	-
Mar '20	127.6	122.1	-
Feb '20	138.0	135.2	-
Jan '20	141.5	146.1	-
Dec '19	143.3	144.6	-
Nov '19	138.0	141.0	-
Oct '19	132.8	135.9	-
Sep '19	125.4	131.5	-
Aug '19	134.6	135.6	-
Jul '19	128.7	134.2	-
Jun '19	130.5	135.5	-
May '19	130.5	138.9	-
Apr '19	129.3	138.0	-
Mar '19	127.7	137.4	-
Feb '19	125.6	134.8	-
Jan '19	119.3	126.4	-
Dec '18	129.8	132.9	-
Nov '18	138.2	142.5	-
Oct '18	138.2	143.6	-
Sep '18	n/a	n/a	-
Aug '18	130.8	134.0	-

Residential Heating Fuel Prices — Ross River

	Furnace Oil	Arctic Stove Oil	Propane (500-gallon tank cost)
25-Aug-21	146.7	146.3	102.4
11-Aug-21	146.7	146.3	108.2
28-Jul-21	151.9	151.2	107.3
14-Jul-21	145.1	146.3	105.7
30-Jun-21	151.9	151.2	103.0
16-Jun-21	145.1	146.3	n/a
02-Jun-21	145.1	146.3	100.6
19-May-21	145.1	146.3	n/a
05-May-21	145.1	146.3	88.7
21-Apr-21	144.2	146.3	n/a
07-Apr-21	139.1	146.7	98.3
24-Mar-21	136.5	143.1	98.5
10-Mar-21	136.5	143.2	111.2
24-Feb-21	129.2	140.9	108.8
10-Feb-21	131.3	137.0	103.5
27-Jan-21	126.0	128.6	103.4
13-Jan-21	123.4	129.3	100.6
30-Dec-20	125.0	128.1	91.5
16-Dec-20	121.8	125.0	91.5
02-Dec-20	121.8	125.0	91.7
18-Nov-20	116.6	119.7	91.1
04-Nov-20	113.9	119.7	89.1
21-Oct-20	116.6	119.7	89.1
07-Oct-20	113.9	114.5	89.1
23-Sep-20	113.4	114.5	89.1
09-Sep-20	113.4	114.5	90.3
26-Aug-20	113.4	114.5	97.5
12-Aug-20	111.3	114.5	97.5
Jul '20	116.2	114.5	117.7
Jun '20	113.4	n/a	132.6
May '20	115.0	n/a	134.9
Apr '20	119.9	n/a	135.9
Mar '20	141.1	132.0	139.6
Feb '20	148.6	142.5	140.6
Jan '20	146.8	146.0	140.8
Dec '19	149.2	147.8	146.5
Nov '19	143.0	142.5	128.3
Oct '19	150.4	137.3	127.0
Sep '19	141.3	129.9	123.2
Aug '19	148.6	129.9	124.2
Jul '19	142.7	131.3	124.2
Jun '19	141.5	134.0	124.2
May '19	146.1	n/a	124.2
Apr '19	139.4	132.4	124.2
Mar '19	135.3	130.5	124.2
Feb '19	133.3	128.1	119.0
Jan '19	122.5	121.8	119.0
Dec '18	142.5	132.3	115.7
Nov '18	148.4	140.7	117.1
Oct '18	144.6	140.7	115.5
Sep '18	151.7	n/a	113.2
Aug '18	140.6	133.4	111.3

Residential Heating Fuel Prices — Stewart Crossing

	Furnace Oil	Arctic Stove Oil	Propane (500-gallon tank cost)
25-Aug-21	137.2	140.4	-
11-Aug-21	137.2	140.4	-
28-Jul-21	n/a	n/a	-
14-Jul-21	137.2	140.4	-
30-Jun-21	n/a	n/a	-
16-Jun-21	137.2	140.4	-
02-Jun-21	137.2	140.4	-
19-May-21	137.2	140.4	-
05-May-21	137.2	140.4	-
21-Apr-21	137.2	140.4	-
07-Apr-21	138.0	141.2	-
24-Mar-21	134.4	137.6	-
10-Mar-21	134.4	137.6	-
24-Feb-21	130.2	133.4	-
10-Feb-21	130.2	133.4	-
27-Jan-21	123.9	127.1	-
13-Jan-21	123.9	127.1	-
30-Dec-20	123.9	127.1	-
16-Dec-20	120.8	123.9	-
02-Dec-20	120.8	123.9	-
18-Nov-20	115.5	118.7	-
04-Nov-20	115.5	118.7	-
21-Oct-20	115.5	118.7	-
07-Oct-20	110.3	113.4	-
23-Sep-20	110.3	113.4	-
09-Sep-20	110.3	113.4	-
26-Aug-20	110.3	113.4	-
12-Aug-20	110.3	113.4	-
Jul '20	110.3	113.4	-
Jun '20	110.3	113.4	-
May '20	110.3	113.4	-
Apr '20	112.8	115.9	-
Mar '20	127.9	131.0	-
Feb '20	138.3	141.5	-
Jan '20	141.8	145.0	-
Dec '19	143.6	146.7	-
Nov '19	138.3	141.5	-
Oct '19	131.1	136.2	-
Sep '19	125.7	128.9	-
Aug '19	125.7	128.9	-
Jul '19	127.2	130.4	-
Jun '19	130.3	133.5	-
May '19	130.3	133.5	-
Apr '19	128.8	131.9	-
Mar '19	127.2	130.3	-
Feb '19	125.1	128.2	-
Jan '19	118.8	121.9	-
Dec '18	129.3	132.4	-
Nov '18	137.7	140.9	-
Oct '18	137.7	140.9	-
Sep '18	n/a	n/a	-
Aug '18	128.0	131.4	-

Residential Heating Fuel Prices — Tagish & Teslin

	Tagish		
	Furnace Oil	Arctic Stove Oil	Propane (500-gallon tank cost)
25-Aug-21	134.8	138.2	-
11-Aug-21	134.8	138.2	-
28-Jul-21	n/a	138.4	-
14-Jul-21	134.8	138.2	-
30-Jun-21	n/a	138.4	-
16-Jun-21	134.8	138.2	-
02-Jun-21	134.8	138.2	-
19-May-21	134.8	138.2	-
05-May-21	134.8	138.2	-
21-Apr-21	134.8	138.2	-
07-Apr-21	135.6	138.6	-
24-Mar-21	132.0	135.1	-
10-Mar-21	132.0	135.2	-
24-Feb-21	127.8	133.0	-
10-Feb-21	127.8	129.0	-
27-Jan-21	121.5	121.1	-
13-Jan-21	121.5	121.3	-
30-Dec-20	121.5	121.3	-
16-Dec-20	118.3	119.6	-
02-Dec-20	118.3	121.5	-
18-Nov-20	113.1	112.7	-
04-Nov-20	113.1	112.7	-
21-Oct-20	113.1	106.4	-
07-Oct-20	107.8	111.0	-
23-Sep-20	107.8	103.8	-
09-Sep-20	107.8	103.8	-
26-Aug-20	107.8	103.8	-
12-Aug-20	107.8	103.8	-
Jul '20	107.8	103.8	-
Jun '20	107.8	104.8	-
May '20	107.8	111.0	-
Apr '20	110.4	112.7	-
Mar '20	125.5	117.9	-
Feb '20	135.9	131.0	-
Jan '20	139.4	142.6	-
Dec '19	141.2	140.4	-
Nov '19	135.9	136.5	-
Oct '19	130.7	133.8	-
Sep '19	123.3	125.9	-
Aug '19	128.5	129.3	-
Jul '19	127.0	128.6	-
Jun '19	128.7	130.3	-
May '19	129.0	129.8	-
Apr '19	126.9	129.3	-
Mar '19	120.3	122.9	-
Feb '19	119.3	121.9	-
Jan '19	117.7	120.5	-
Dec '18	127.1	130.3	-
Nov '18	134.5	135.9	-
Oct '18	134.0	133.4	-
Sep '18	116.6	131.3	-
Aug '18	128.9	132.5	-

	Teslin		
	Furnace Oil	Arctic Stove Oil	Propane (500-gallon tank cost)
25-Aug-21	135.6	140.3	102.4
11-Aug-21	135.6	140.3	108.2
28-Jul-21	n/a	142.7	107.3
14-Jul-21	135.6	140.3	105.7
30-Jun-21	n/a	141.8	103.0
16-Jun-21	135.7	140.3	n/a
02-Jun-21	135.7	140.3	100.6
19-May-21	135.7	140.3	n/a
05-May-21	135.7	140.3	88.7
21-Apr-21	135.7	140.3	n/a
07-Apr-21	136.4	140.7	98.3
24-Mar-21	132.8	137.2	98.5
10-Mar-21	132.8	137.2	111.2
24-Feb-21	128.6	135.1	108.8
10-Feb-21	128.6	131.1	103.5
27-Jan-21	122.3	123.1	103.4
13-Jan-21	122.3	123.4	100.6
30-Dec-20	122.3	123.4	91.5
16-Dec-20	119.2	121.6	91.5
02-Dec-20	119.2	122.3	91.7
18-Nov-20	113.9	114.7	91.1
04-Nov-20	113.9	114.7	89.1
21-Oct-20	113.9	108.4	89.1
07-Oct-20	108.7	111.8	89.1
23-Sep-20	108.7	105.8	89.1
09-Sep-20	108.7	105.8	90.3
26-Aug-20	108.7	105.8	97.5
12-Aug-20	108.7	105.8	97.5
Jul '20	108.7	105.8	117.6
Jun '20	108.7	106.2	132.6
May '20	108.7	111.8	134.9
Apr '20	111.2	114.1	135.9
Mar '20	126.3	119.9	139.6
Feb '20	136.8	133.0	140.6
Jan '20	140.3	144.2	140.8
Dec '19	142.0	142.4	146.5
Nov '19	136.8	138.5	128.3
Oct '19	131.5	134.7	127.0
Sep '19	124.2	128.3	123.2
Aug '19	130.3	131.1	124.2
Jul '19	128.0	129.6	124.2
Jun '19	129.6	131.1	124.2
May '19	129.9	130.7	124.2
Apr '19	127.7	130.0	124.2
Mar '19	121.7	119.7	124.2
Feb '19	120.7	119.7	119.0
Jan '19	119.1	123.2	119.0
Dec '18	128.9	131.8	115.7
Nov '18	135.9	138.6	117.1
Oct '18	135.4	134.4	115.5
Sep '18	118.7	121.8	113.2
Aug '18	128.9	132.1	111.3

Residential Heating Fuel Prices — Watson Lake

	Furnace Oil	Arctic Stove Oil	Propane (500-gallon tank cost)
25-Aug-21	138.8	146.5	102.4
11-Aug-21	138.8	146.5	108.2
28-Jul-21	n/a	151.1	107.3
14-Jul-21	138.8	146.5	105.7
30-Jun-21	n/a	151.1	103.0
16-Jun-21	138.8	146.5	n/a
02-Jun-21	138.8	146.5	100.6
19-May-21	138.8	146.5	n/a
05-May-21	138.8	146.5	88.7
21-Apr-21	138.8	146.5	n/a
07-Apr-21	139.7	147.0	98.3
24-Mar-21	136.0	143.3	98.5
10-Mar-21	136.0	143.4	111.2
24-Feb-21	131.8	141.2	108.8
10-Feb-21	131.8	137.2	103.5
27-Jan-21	125.5	128.9	103.4
13-Jan-21	125.5	129.5	100.6

30-Dec-20	125.5	129.5	91.5
16-Dec-20	122.3	127.3	91.5
02-Dec-20	122.3	125.5	91.7
18-Nov-20	117.1	120.5	91.1
04-Nov-20	117.1	120.5	89.1
21-Oct-20	117.1	113.7	89.1
07-Oct-20	111.8	115.0	89.1
23-Sep-20	111.8	111.0	89.1
09-Sep-20	111.8	111.0	90.3
26-Aug-20	111.8	111.0	97.5
12-Aug-20	111.8	111.0	97.5

	Furnace Oil	Arctic Stove Oil	Propane (500-gallon tank cost)
Jul '20	111.8	111.0	117.6
Jun '20	111.8	110.4	132.6
May '20	111.8	115.0	134.9
Apr '20	114.4	118.2	135.9
Mar '20	129.5	125.1	139.6
Feb '20	139.9	138.2	140.6
Jan '20	143.4	148.7	140.8

Dec '19	145.2	147.7	146.5
Nov '19	139.9	143.7	128.3
Oct '19	134.7	137.8	127.0
Sep '19	127.3	130.5	123.2
Aug '19	127.3	130.5	124.2
Jul '19	127.6	130.8	124.2
Jun '19	128.1	131.3	124.2
May '19	128.1	131.3	124.2
Apr '19	126.6	129.7	124.2
Mar '19	125.0	128.1	124.2
Feb '19	122.9	126.0	119.0
Jan '19	116.6	119.7	119.0

Dec '18	127.1	130.2	115.7
Nov '18	135.5	138.6	117.1
Oct '18	135.5	138.6	115.5
Sep '18	n/a	n/a	113.2
Aug '18	128.1	131.3	111.3

Next release: September 24, 2021