



Yukon Fuel Price Survey June 2021

Retail Motor Fuel Prices in Yukon

	Self-serve			% Change Jun 17, 2020 to Jun 30, 2021		
	regular	premium	diesel	regular	premium	diesel
Whitehorse	143.9	155.6	140.8	24.9%	24.8%	18.9%
Beaver Creek	155.9	174.9	169.4	4.0%	9.4%	9.4%
Burwash Landing	151.9	159.9	146.9	n/a	n/a	n/a
Carcross	154.9	-	157.9	19.2%	-	21.6%
Carmacks	154.9	164.4	147.9	23.0%	21.0%	24.4%
Dawson City	148.2	164.4	150.4	17.2%	11.5%	17.4%
Destruction Bay	159.9	175.9	152.9	n/a	n/a	n/a
Eagle Plains	160.0	-	165.0	14.3%	-	13.8%
Faro	154.9	-	152.9	22.1%	-	26.5%
Haines Junction	147.9	157.9	152.9	24.4%	24.7%	20.5%
Jake's Corner	n/a	n/a	n/a	n/a	n/a	n/a
Mayo	139.0	-	140.9	21.0%	-	15.7%
Pelly Crossing	n/a	n/a	n/a	n/a	n/a	n/a
Ross River	148.9	-	155.4	27.4%	-	27.5%
Stewart Crossing	n/a	n/a	n/a	n/a	n/a	n/a
Teslin	148.9	160.9	144.4	25.2%	26.8%	17.5%
Watson Lake	143.9	151.9	144.9	16.1%	22.6%	2.1%

As of June 30, 2021, where prices were available, average **regular self-serve** gasoline prices ranged from 139.0¢ per litre in Mayo to 160.0¢ per litre in Eagle Plains; a difference of 21.0¢. In communities offering **premium self-serve** gasoline, prices ranged from 151.9¢ in Watson Lake to 175.9¢ in Destruction Bay; a difference of 24.0¢. **Diesel self-serve**, where prices were available, ranged from 140.8¢ in Whitehorse to 169.4¢ in Beaver Creek; a difference of 28.6¢ per litre.

Comparing June 30, 2021 to June 17, 2020, **regular self-serve** gasoline prices increased in all Yukon communities with the largest percentage increase in Ross River (27.4%). **Diesel self-serve** prices increased in all Yukon communities with the largest percentage increase also being in Ross River (27.5%).

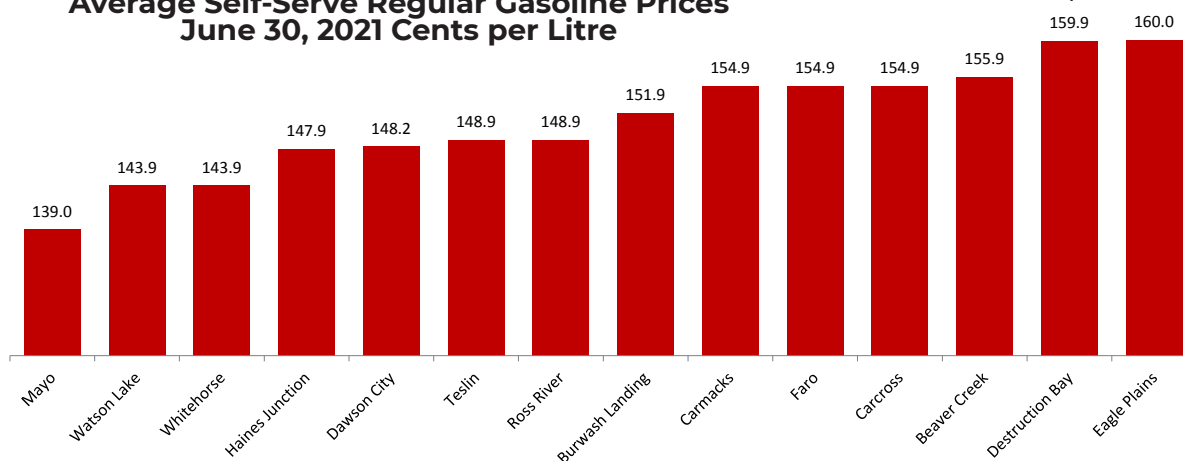
	Full-serve				% Change Jun 17, 2020 to Jun 30, 2021			
	regular	premium	diesel	propane	regular	premium	diesel	propane
Whitehorse	144.9	154.9	142.9	113.9	23.6%	24.0%	19.5%	6.5%
Dawson City	-	-	-	135.0	-	-	-	n/a
Destruction Bay	-	-	-	136.9	-	-	-	n/a
Eagle Plains	-	-	-	144.0	-	-	-	0.0%
Teslin	-	-	-	110.0	-	-	-	0.0%
Watson Lake	-	-	-	120.0	-	-	-	6.3%

In communities offering **full-serve propane** fuel services, where prices were available, prices ranged from 110.0¢ per litre in Teslin to 144.0 per litre in Eagle Plains; a difference of 34.0¢. Year-over-year, prices of full-serve propane increased in Whitehorse and Watson Lake; remained the same in Eagle Plains and Teslin; and were unavailable for Dawson City and Destruction Bay.

Notes:

All prices are Canadian cents per litre, including all applicable taxes.
 "n/a" indicates this information was not available for the reporting period.
 "-" Indicates this service was not available in this community at this time.

Average Self-Serve Regular Gasoline Prices June 30, 2021 Cents per Litre



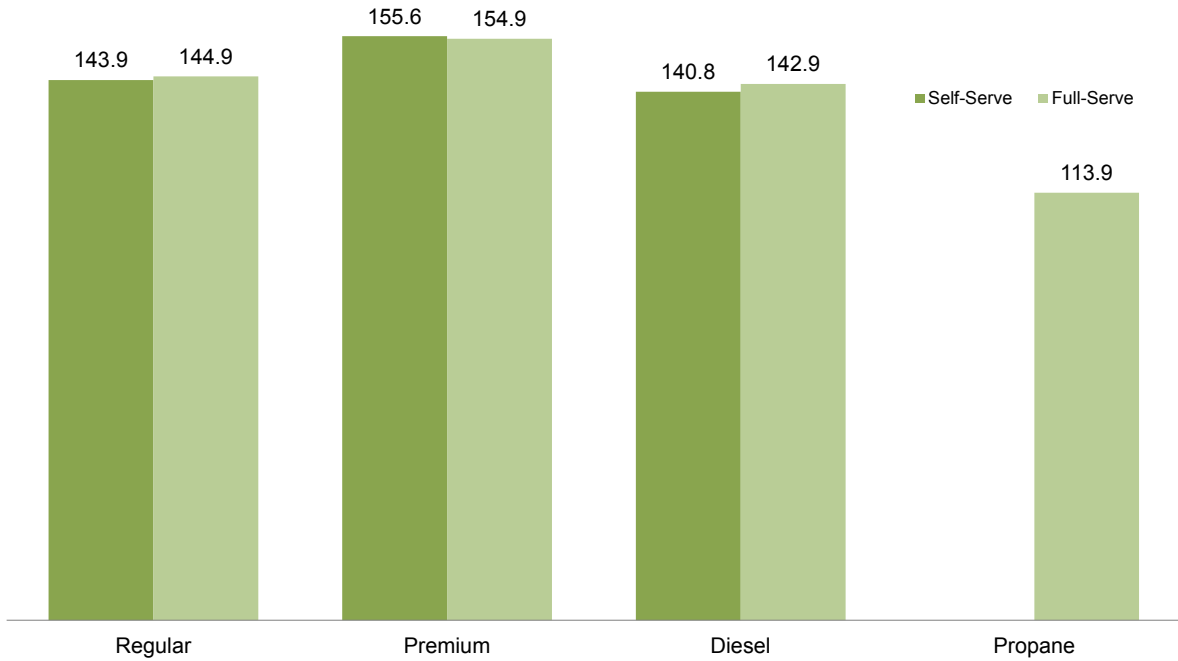
Prices for Jake's Corner, Pelly Crossing and Stewart Crossing were unavailable.

Retail Motor Fuel Prices — Whitehorse

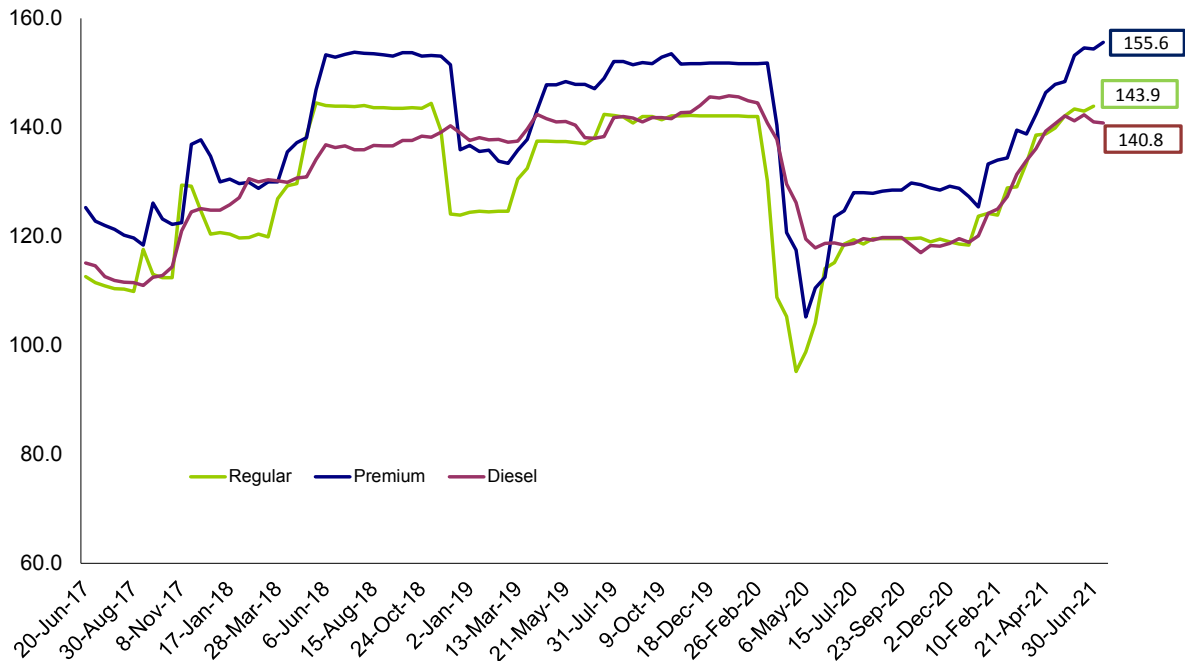
	Self-serve			Full-serve			
	regular	premium	diesel	regular	premium	diesel	propane
30-Jun-21	143.9	155.6	140.8	144.9	154.9	142.9	113.9
16-Jun-21	143.0	154.4	141.0	144.9	154.9	142.9	113.6
2-Jun-21	143.4	154.6	142.3	144.9	154.9	142.9	113.9
19-May-21	142.1	153.2	141.2	144.9	154.9	142.9	112.2
5-May-21	139.9	148.4	142.1	144.4	154.4	150.9	111.2
21-Apr-21	138.8	147.9	140.7	139.9	149.9	142.9	111.2
7-Apr-21	138.6	146.4	139.3	135.9	145.9	138.9	107.2
24-Mar-21	133.5	142.4	136.1	134.9	144.9	137.9	107.9
10-Mar-21	129.1	138.8	133.9	129.9	139.9	137.9	109.9
24-Feb-21	128.9	139.5	131.4	129.9	139.9	139.9	112.9
10-Feb-21	123.9	134.4	127.3	124.9	134.9	130.9	111.6
27-Jan-21	124.2	134.0	125.0	124.9	129.9	125.9	111.6
13-Jan-21	123.7	133.3	124.2	124.9	134.9	125.9	110.2
30-Dec-20	118.4	125.4	120.1	119.9	123.9	119.9	104.9
16-Dec-20	118.6	127.3	118.9	119.9	129.9	119.9	104.9
2-Dec-20	119.0	128.8	119.6	119.9	130.4	119.9	104.9
18-Nov-20	119.5	129.2	118.7	118.4	128.9	118.4	104.9
4-Nov-20	119.0	128.5	118.2	118.4	126.9	118.4	108.2
21-Oct-20	119.7	128.9	118.3	118.4	126.9	118.4	104.9
7-Oct-20	119.6	129.5	117.0	118.2	126.9	115.9	104.9
23-Sep-20	119.6	129.8	118.4	118.2	126.9	118.2	107.2
9-Sep-20	119.6	128.5	119.8	118.2	126.9	118.2	108.2
26-Aug-20	119.6	128.5	119.8	119.7	129.9	119.7	107.2
12-Aug-20	119.6	128.3	119.8	119.7	129.9	119.7	108.2
29-Jul-20	118.6	127.9	119.3	119.4	128.9	119.4	105.2
15-Jul-20	119.4	128.0	119.6	119.9	127.9	119.9	104.2
2-Jul-20	118.6	128.0	118.7	119.9	127.9	119.9	108.2
17-Jun-20	115.2	124.7	118.4	117.2	124.9	119.6	106.9
3-Jun-20	114.1	123.6	118.8	114.9	125.4	119.9	104.3
May '20	101.5	111.5	118.3	103.4	111.2	117.2	103.9
Apr '20	100.3	111.4	122.9	100.9	116.2	123.2	102.2
Mar '20	119.5	130.6	133.7	120.1	135.5	138.4	103.3
Feb '20	142.0	151.8	142.7	142.6	153.2	143.7	106.8
Jan '20	142.1	151.7	145.4	142.6	153.2	145.7	106.8
Dec '19	142.1	151.8	145.5	142.9	153.6	146.9	106.2
Nov '19	142.2	151.7	143.4	142.9	153.4	143.6	104.9
Oct '19	141.8	152.6	142.2	142.9	153.5	142.2	102.9
Sep '19	142.0	152.3	141.8	142.9	153.7	143.1	100.8
Aug '19	141.4	151.7	141.4	142.9	153.9	142.9	101.0
Jul '19	140.9	151.1	140.7	141.8	152.9	140.6	101.1
Jun '19	137.1	147.5	138.1	137.3	149.5	138.9	100.7
May '19	137.4	148.2	140.8	137.9	150.1	140.9	101.5
Apr '19	137.5	147.8	141.3	137.9	149.9	141.4	100.9
Mar '19	131.5	140.5	141.1	132.9	143.6	142.4	100.1
Feb '19	124.6	134.6	137.4	124.9	136.3	138.5	99.3
Jan '19	124.5	135.1	137.9	124.9	137.4	138.9	99.9
Dec '18	124.0	136.3	138.3	124.3	139.6	138.1	102.4
Nov '18	141.9	152.3	139.7	142.4	152.1	138.8	102.4
Oct '18	143.6	153.2	138.3	143.9	152.9	136.9	101.1
Sep '18	143.5	153.7	137.6	144.9	152.9	137.9	100.4
Aug '18	143.7	153.3	136.6	144.9	152.9	137.9	100.2
Jul '18	143.9	153.7	135.9	144.9	152.4	136.6	99.7
Jun '18	144.0	153.2	136.5	144.9	153.9	137.1	102.6

Retail Motor Fuel Prices — Whitehorse

Average Fuel Prices, as of June 30, 2021
(cents per litre)



Average Self-Serve Bi-weekly Fuel Prices,
June 2016 - June 2021
(cents per litre)



Retail Motor Fuel Prices - Beaver Creek & Burwash Landing

	Beaver Creek Self-serve		
	regular	premium	diesel
30-Jun-21	155.9	174.9	169.4
16-Jun-21	161.9	174.9	169.4
2-Jun-21	154.9	174.9	169.9
19-May-21	154.9	174.9	169.9
5-May-21	154.9	174.9	169.9
21-Apr-21	154.9	174.9	169.9
7-Apr-21	154.9	174.9	169.9
24-Mar-21	154.9	174.9	169.9
10-Mar-21	139.9	159.9	169.9
24-Feb-21	139.9	159.9	159.9
10-Feb-21	139.9	159.9	159.9
27-Jan-21	139.9	159.9	159.9
13-Jan-21	139.9	154.9	154.9

30-Dec-20	139.9	154.9	154.9
16-Dec-20	n/a	n/a	n/a
2-Dec-20	154.9	165.9	165.9
18-Nov-20	149.9	159.9	154.9
4-Nov-20	149.9	159.9	154.9
21-Oct-20	149.0	159.0	154.9
7-Oct-20	144.9	159.0	154.9
23-Sep-20	144.9	159.0	154.9
9-Sep-20	149.9	169.0	154.9
26-Aug-20	149.9	159.9	154.9
12-Aug-20	149.9	159.9	154.9
29-Jul-20	149.9	159.9	154.9
15-Jul-20	149.9	159.9	154.9
2-Jul-20	149.9	159.9	154.9
17-Jun-20	149.9	159.9	154.9
3-Jun-20	138.9	159.9	154.9

May '20	138.5	159.5	154.5
Apr '20	138.5	164.5	154.5
Mar '20	153.9	169.9	169.9
Feb '20	158.9	169.9	174.9
Jan '20	158.9	169.9	174.9

Dec '19	158.9	169.9	174.9
Nov '19	157.9	169.9	165.9
Oct '19	157.1	169.5	163.8
Sep '19	157.1	165.0	160.8
Aug '19	157.2	169.9	160.9
Jul '19	157.2	169.9	160.9
Jun '19	157.2	166.4	159.8
May '19	158.9	169.9	169.9
Apr '19	154.9	169.9	169.9
Mar '19	149.9	169.9	169.9
Feb '19	147.4	169.9	169.9
Jan '19	149.9	166.6	166.6

Dec '18	154.9	169.9	169.9
Nov '18	159.9	169.9	164.9
Oct '18	158.8	169.9	157.8
Sep '18	158.0	169.9	157.0
Aug '18	157.6	169.9	150.9
Jul '18	157.6	169.9	148.6
Jun '18	158.9	169.9	148.6

	Burwash Landing Self-serve		
	regular	premium	diesel
30-Jun-21	151.9	159.9	146.9
16-Jun-21	n/a	n/a	n/a
2-Jun-21	145.9	155.9	144.9
19-May-21	145.9	155.9	144.9
5-May-21	145.9	155.9	144.9
21-Apr-21	145.9	155.9	144.9
7-Apr-21	155.9	145.9	144.9
24-Mar-21	122.2	123.2	118.3
10-Mar-21	n/a	n/a	n/a
24-Feb-21	129.9	139.9	134.9
10-Feb-21	n/a	n/a	n/a
27-Jan-21	124.0	134.0	129.0
13-Jan-21	n/a	n/a	n/a

30-Dec-20	n/a	n/a	n/a
16-Dec-20	n/a	n/a	n/a
2-Dec-20	n/a	n/a	n/a
18-Nov-20	n/a	n/a	n/a
4-Nov-20	126.5	136.8	122.5
21-Oct-20	126.5	136.8	122.5
7-Oct-20	126.5	136.8	122.5
23-Sep-20	n/a	n/a	n/a
9-Sep-20	n/a	n/a	n/a
26-Aug-20	123.5	133.1	125.1
12-Aug-20	128.3	133.1	129.4
29-Jul-20	n/a	n/a	n/a
15-Jul-20	127.6	133.1	126.5
2-Jul-20	124.9	132.9	122.9
17-Jun-20	n/a	n/a	n/a
3-Jun-20	105.9	113.9	129.9

May '20	105.9	113.9	129.9
Apr '20	n/a	n/a	n/a
Mar '20	142.9	152.9	142.9
Feb '20	142.9	n/a	n/a
Jan '20	142.9	152.9	142.9

Dec '19	142.9	152.9	142.9
Nov '19	142.9	152.9	142.9
Oct '19	142.9	152.9	142.9
Sep '19	142.9	152.9	142.9
Aug '19	142.9	152.9	142.9
Jul '19	140.4	150.4	141.4
Jun '19	132.9	142.9	139.9
May '19	132.9	142.9	139.9
Apr '19	n/a	n/a	n/a
Mar '19	126.0	136.0	138.9
Feb '19	126.0	136.0	138.9
Jan '19	133.5	144.5	138.9

Dec '18	140.9	152.9	138.9
Nov '18	147.9	157.9	138.4
Oct '18	147.9	157.9	138.9
Sep '18	n/a	n/a	n/a
Aug '18	145.9	155.9	138.2
Jul '18	144.9	154.9	137.9
Jun '18	144.9	154.9	137.9

Retail Motor Fuel Prices — Carcross & Carmacks

	Carcross Self-serve				Carmacks Self-serve		
	regular	premium	diesel		regular	premium	diesel
30-Jun-21	154.9	-	157.9	30-Jun-21	154.9	164.4	147.9
16-Jun-21	154.9	-	157.9	16-Jun-21	154.9	164.4	147.9
2-Jun-21	154.9	-	157.9	2-Jun-21	154.9	164.4	147.9
19-May-21	154.9	-	157.9	19-May-21	148.9	158.9	147.9
5-May-21	148.9	-	149.9	5-May-21	148.9	158.9	147.9
21-Apr-21	148.9	-	149.9	21-Apr-21	148.9	158.9	147.9
7-Apr-21	148.9	-	149.9	7-Apr-21	144.9	154.9	145.9
24-Mar-21	148.9	-	149.9	24-Mar-21	142.9	152.9	145.9
10-Mar-21	144.9	-	145.9	10-Mar-21	136.9	146.9	139.9
24-Feb-21	144.9	-	145.9	24-Feb-21	136.9	146.9	136.9
10-Feb-21	138.9	-	144.9	10-Feb-21	129.9	139.9	136.9
27-Jan-21	138.9	-	139.9	27-Jan-21	123.7	133.2	123.7
13-Jan-21	138.9	-	139.9	13-Jan-21	129.9	139.9	129.9
30-Dec-20	135.9	-	135.9	30-Dec-20	129.9	139.9	119.9
16-Dec-20	135.9	-	135.9	16-Dec-20	129.9	139.9	119.9
2-Dec-20	135.9	-	135.9	2-Dec-20	129.9	139.9	119.9
18-Nov-20	135.9	-	135.9	18-Nov-20	129.9	139.9	119.9
4-Nov-20	135.9	-	135.9	4-Nov-20	129.9	139.9	119.9
21-Oct-20	135.9	-	129.9	21-Oct-20	129.9	139.9	119.9
7-Oct-20	135.9	-	129.9	7-Oct-20	129.9	139.9	124.9
23-Sep-20	129.9	-	134.9	23-Sep-20	129.7	139.9	124.9
9-Sep-20	129.9	-	135.9	9-Sep-20	129.9	139.9	124.9
26-Aug-20	135.9	-	129.9	26-Aug-20	129.9	139.9	124.9
12-Aug-20	135.9	-	129.9	12-Aug-20	129.9	139.9	122.1
29-Jul-20	135.9	-	129.9	29-Jul-20	129.9	139.9	124.9
15-Jul-20	131.9	-	129.9	15-Jul-20	129.9	139.9	109.9
2-Jul-20	135.9	-	129.9	2-Jul-20	133.9	139.4	120.9
17-Jun-20	129.9	-	129.9	17-Jun-20	125.9	135.9	118.9
3-Jun-20	125.9	-	129.9	3-Jun-20	118.9	128.9	118.9
May '20	110.9	-	129.9	May '20	108.9	118.9	121.4
Apr '20	112.9	-	129.9	Apr '20	109.9	122.4	126.9
Mar '20	148.9	-	153.9	Mar '20	138.2	148.2	149.9
Feb '20	152.9	-	157.9	Feb '20	152.9	162.9	159.9
Jan '20	152.9	-	157.9	Jan '20	152.9	162.9	165.9
Dec '19	152.9	-	157.9	Dec '19	152.9	162.9	155.9
Nov '19	152.9	-	157.9	Nov '19	152.9	162.9	155.9
Oct '19	149.9	-	154.9	Oct '19	152.9	162.9	155.9
Sep '19	149.9	-	154.9	Sep '19	152.9	162.9	155.9
Aug '19	149.9	-	154.9	Aug '19	152.9	162.9	155.9
Jul '19	149.9	-	154.9	Jul '19	152.9	162.9	155.9
Jun '19	147.9	-	154.9	Jun '19	152.9	160.4	154.9
May '19	147.9	-	154.9	May '19	152.9	160.4	154.9
Apr '19	147.9	-	154.9	Apr '19	147.2	157.2	151.9
Mar '19	139.9	-	149.9	Mar '19	134.9	144.9	146.9
Feb '19	134.9	-	149.9	Feb '19	129.9	139.9	142.4
Jan '19	134.9	-	149.9	Jan '19	129.9	139.9	144.6
Dec '18	134.9	-	149.9	Dec '18	133.4	146.7	152.2
Nov '18	152.4	-	154.9	Nov '18	149.9	162.4	155.9
Oct '18	154.9	-	154.9	Oct '18	154.9	164.9	152.4
Sep '18	154.9	-	154.9	Sep '18	154.9	163.7	153.4
Aug '18	154.9	-	154.9	Aug '18	158.2	166.6	151.4
Jul '18	154.9	-	154.9	Jul '18	157.4	162.4	149.7
Jun '18	154.9	-	152.4	Jun '18	153.7	157.4	147.9

Retail Motor Fuel Prices — Dawson City & Destruction Bay

	Dawson City Self-serve			Full-serve		Destruction Bay Self-serve			Full-serve
	regular	premium	diesel	propane		regular	premium	diesel	propane
30-Jun-21	148.2	164.4	150.4	135.0		159.9	175.9	152.9	136.9
16-Jun-21	147.7	163.4	150.4	135.0		156.9	172.9	151.9	136.9
2-Jun-21	147.7	163.4	150.4	135.0		155.9	171.9	157.9	136.9
19-May-21	144.9	165.8	147.6	n/a		155.9	171.9	157.9	136.9
5-May-21	150.4	159.9	152.7	135.0		156.9	172.9	154.9	136.9
21-Apr-21	144.2	159.9	146.4	135.0		n/a	n/a	n/a	n/a
7-Apr-21	146.9	158.4	149.2	135.0		150.9	166.9	152.9	136.9
24-Mar-21	143.2	155.9	147.1	135.0		n/a	n/a	n/a	n/a
10-Mar-21	139.2	149.5	142.7	135.0		148.9	164.9	156.9	136.9
24-Feb-21	136.8	149.7	141.6	135.0		146.9	162.9	153.9	136.9
10-Feb-21	130.6	149.5	133.3	n/a		n/a	n/a	n/a	n/a
27-Jan-21	136.2	152.0	137.7	n/a		n/a	n/a	n/a	n/a
13-Jan-21	131.8	146.7	134.2	n/a		n/a	n/a	n/a	n/a
30-Dec-20	127.1	146.5	129.5	n/a		n/a	n/a	n/a	n/a
16-Dec-20	126.5	144.9	128.8	n/a		129.9	145.9	139.9	136.9
2-Dec-20	133.2	149.9	133.1	135.0		n/a	n/a	n/a	n/a
18-Nov-20	133.2	149.9	133.1	135.0		n/a	n/a	n/a	n/a
4-Nov-20	130.2	149.9	130.1	135.0		129.9	145.9	131.9	136.9
21-Oct-20	140.4	149.9	140.2	135.0		129.9	145.9	131.9	136.9
7-Oct-20	140.4	148.9	140.2	125.0		133.9	149.9	130.9	136.9
23-Sep-20	140.4	148.9	139.7	125.0		133.9	149.9	124.9	136.9
9-Sep-20	140.4	148.9	139.7	125.0		133.9	149.9	124.9	136.9
26-Aug-20	140.4	148.9	139.7	125.0		133.9	149.9	124.9	136.9
12-Aug-20	140.4	148.9	139.6	125.0		n/a	n/a	n/a	n/a
29-Jul-20	131.7	148.9	131.1	125.0		n/a	n/a	n/a	n/a
15-Jul-20	140.4	148.9	139.6	125.0		133.9	149.9	125.9	136.9
2-Jul-20	126.9	148.4	129.3	125.0		n/a	n/a	n/a	n/a
17-Jun-20	126.4	147.4	128.1	n/a		n/a	n/a	n/a	n/a
3-Jun-20	122.1	140.8	128.1	n/a		n/a	n/a	n/a	n/a
May '20	114.6	128.3	127.0	n/a		n/a	n/a	n/a	n/a
Apr '20	117.9	121.4	144.7	n/a		n/a	n/a	n/a	n/a
Mar '20	143.4	147.3	147.8	n/a		142.9	158.9	150.9	136.9
Feb '20	149.9	156.3	157.8	n/a		142.9	158.9	149.9	136.9
Jan '20	150.7	158.4	164.9	n/a		142.9	158.9	156.9	136.9
Dec '19	152.7	164.5	158.4	135.0		143.9	159.9	162.9	136.9
Nov '19	155.0	164.7	160.5	135.0		141.9	157.9	156.9	136.9
Oct '19	154.0	164.4	153.7	135.0		141.9	157.9	152.9	136.9
Sep '19	158.9	164.9	155.8	135.0		142.4	156.4	143.9	136.9
Aug '19	155.2	166.7	152.1	135.0		140.9	154.9	141.9	137.9
Jul '19	154.9	167.3	154.0	135.0		145.9	159.6	142.9	136.9
Jun '19	155.5	167.1	156.3	135.0		149.9	162.9	147.9	136.9
May '19	157.4	168.4	160.9	135.0		150.9	163.9	149.9	136.9
Apr '19	150.7	168.4	155.9	n/a		n/a	n/a	n/a	n/a
Mar '19	141.4	158.2	154.3	n/a		140.9	153.9	149.9	136.9
Feb '19	138.3	153.4	150.2	n/a		130.9	143.9	144.9	136.9
Jan '19	136.1	151.8	148.1	n/a		133.6	146.6	148.6	136.9
Dec '18	139.0	169.5	151.0	n/a		142.9	155.9	156.9	138.5
Nov '18	155.4	173.0	154.2	135.0		145.9	158.9	154.4	140.0
Oct '18	154.6	172.0	151.8	135.0		153.4	166.4	157.4	138.5
Sep '18	154.6	172.0	151.2	135.0		155.9	168.9	150.9	136.9
Aug '18	154.6	171.4	150.6	135.0		153.2	166.2	148.9	136.9
Jul '18	154.6	172.0	150.5	135.0		154.4	167.4	149.9	136.9
Jun '18	154.6	172.0	150.3	135.0		155.4	163.4	153.9	136.9

Retail Motor Fuel Prices — Eagle Plains & Faro

	Eagle Plains Self-Serve			Full-serve propane	Faro Self-Serve			
	regular	premium	diesel		regular	premium	diesel	
30-Jun-21	160.0	-	165.0	144.0	30-Jun-21	154.9	-	152.9
16-Jun-21	160.0	-	165.0	144.0	16-Jun-21	154.9	-	152.9
2-Jun-21	n/a	-	n/a	n/a	2-Jun-21	154.9	-	152.9
19-May-21	n/a	-	n/a	n/a	19-May-21	149.9	-	152.9
5-May-21	150.0	-	155.0	144.0	5-May-21	149.9	-	152.9
21-Apr-21	n/a	-	n/a	n/a	21-Apr-21	149.9	-	152.9
7-Apr-21	150.0	-	150.0	144.0	7-Apr-21	149.9	-	152.9
24-Mar-21	150.0	-	150.0	144.0	24-Mar-21	143.9	-	147.9
10-Mar-21	140.0	-	145.0	144.0	10-Mar-21	133.9	-	139.9
24-Feb-21	140.0	-	145.0	144.0	24-Feb-21	n/a	-	n/a
10-Feb-21	140.0	-	145.0	144.0	10-Feb-21	134.9	-	139.9
27-Jan-21	142.0	-	145.0	144.0	27-Jan-21	130.9	-	134.9
13-Jan-21	142.0	-	140.0	144.0	13-Jan-21	130.9	-	134.9
30-Dec-20	142.0	-	140.0	144.0	30-Dec-20	130.9	-	134.9
16-Dec-20	142.0	-	140.0	144.0	16-Dec-20	130.9	-	134.9
2-Dec-20	142.0	-	140.0	144.0	2-Dec-20	130.9	-	129.9
18-Nov-20	140.0	-	145.0	144.0	18-Nov-20	130.9	-	129.9
4-Nov-20	140.0	-	145.0	144.0	4-Nov-20	130.9	-	129.9
21-Oct-20	140.0	-	145.0	144.0	21-Oct-20	130.9	-	129.9
7-Oct-20	140.0	-	145.0	144.0	7-Oct-20	130.9	-	120.9
23-Sep-20	140.0	-	145.0	144.0	23-Sep-20	130.9	-	120.9
9-Sep-20	140.0	-	145.0	144.0	9-Sep-20	130.9	-	120.9
26-Aug-20	140.0	-	140.0	144.0	26-Aug-20	n/a	-	n/a
12-Aug-20	140.0	-	145.0	144.0	12-Aug-20	130.9	-	120.9
29-Jul-20	140.0	-	145.0	144.0	29-Jul-20	130.9	-	120.9
15-Jul-20	140.0	-	145.0	144.0	15-Jul-20	133.9	-	123.9
2-Jul-20	n/a	-	n/a	n/a	2-Jul-20	133.9	-	123.9
17-Jun-20	140.0	-	145.0	144.0	17-Jun-20	126.9	-	120.9
3-Jun-20	170.0	-	145.0	144.0	3-Jun-20	n/a	-	n/a
May '20	170.0	-	145.0	144.0	May '20	111.4	-	120.9
Apr '20	170.0	-	145.0	144.0	Apr '20	114.9	-	130.9
Mar '20	170.0	-	166.0	144.0	Mar '20	135.9	-	147.9
Feb '20	170.0	-	166.0	144.0	Feb '20	153.9	-	156.9
Jan '20	170.0	-	161.0	142.7	Jan '20	154.9	-	157.9
Dec '19	170.0	-	161.0	142.0	Dec '19	154.6	-	157.6
Nov '19	170.0	-	163.5	142.0	Nov '19	154.3	-	157.3
Oct '19	170.0	-	161.0	144.0	Oct '19	154.3	-	157.3
Sep '19	170.0	-	161.0	144.0	Sep '19	154.3	-	157.3
Aug '19	170.0	-	163.5	144.0	Aug '19	154.3	-	157.3
Jul '19	170.0	-	162.7	144.0	Jul '19	154.3	-	157.3
Jun '19	165.0	-	160.0	140.0	Jun '19	149.9	-	151.9
May '19	165.0	-	160.0	140.0	May '19	153.9	-	155.9
Apr '19	165.0	-	157.5	140.0	Apr '19	146.9	-	150.9
Mar '19	165.0	-	155.0	140.0	Mar '19	135.9	-	147.4
Feb '19	165.0	-	155.0	140.0	Feb '19	130.9	-	145.9
Jan '19	165.0	-	155.0	140.0	Jan '19	130.9	-	145.9
Dec '18	155.0	-	155.0	140.0	Dec '18	138.4	-	152.7
Nov '18	155.0	-	155.0	140.0	Nov '18	154.9	-	142.5
Oct '18	160.0	-	157.5	140.0	Oct '18	154.9	-	142.5
Sep '18	165.0	-	155.0	140.0	Sep '18	154.9	-	142.5
Aug '18	161.7	-	155.0	140.0	Aug '18	158.2	-	147.2
Jul '18	160.0	-	155.0	140.0	Jul '18	154.9	-	152.5
Jun '18	n/a	-	n/a	n/a	Jun '18	153.9	-	153.5

Retail Motor Fuel Prices — Haines Junction

	Self-serve			Full-serve
	regular	premium	diesel	propane
30-Jun-21	147.9	157.9	152.9	-
16-Jun-21	147.9	158.2	151.2	-
2-Jun-21	147.9	158.2	151.2	-
19-May-21	148.4	157.9	153.4	-
5-May-21	143.2	153.2	147.2	-
21-Apr-21	144.4	153.2	147.2	-
7-Apr-21	144.4	153.2	147.2	-
24-Mar-21	137.6	148.4	142.9	-
10-Mar-21	133.9	143.2	142.7	-
24-Feb-21	133.2	143.2	138.4	-
10-Feb-21	129.2	138.2	136.7	-
27-Jan-21	128.4	137.2	134.7	-
13-Jan-21	126.9	139.2	132.9	-
30-Dec-20	123.2	131.6	126.9	-
16-Dec-20	124.2	133.2	128.2	-
2-Dec-20	123.2	131.6	126.9	-
18-Nov-20	123.2	131.6	126.9	-
4-Nov-20	123.2	131.6	126.9	-
21-Oct-20	123.2	131.6	126.9	-
7-Oct-20	123.9	133.2	126.9	-
23-Sep-20	122.7	130.2	126.9	-
9-Sep-20	122.7	131.6	126.9	-
26-Aug-20	122.7	131.6	126.9	-
12-Aug-20	122.7	130.2	126.9	-
29-Jul-20	122.7	131.6	126.9	-
15-Jul-20	122.7	131.6	126.9	-
2-Jul-20	122.7	131.6	126.9	-
17-Jun-20	118.9	126.6	126.9	-
3-Jun-20	114.7	124.2	125.7	-
May '20	103.9	111.3	126.8	-
Apr '20	111.2	112.8	134.7	-
Mar '20	132.3	138.1	144.3	-
Feb '20	147.3	155.9	150.7	-
Jan '20	147.0	155.9	150.7	n/a
Dec '19	147.6	155.9	149.6	n/a
Nov '19	147.6	155.9	148.7	n/a
Oct '19	147.3	155.9	147.6	n/a
Sep '19	147.5	155.9	148.1	n/a
Aug '19	147.5	155.9	148.1	n/a
Jul '19	146.5	155.1	147.1	n/a
Jun '19	142.3	153.2	144.5	n/a
May '19	140.8	149.9	146.2	n/a
Apr '19	141.2	150.9	146.9	n/a
Mar '19	133.6	139.2	140.8	n/a
Feb '19	128.9	136.9	139.9	n/a
Jan '19	128.9	136.9	139.9	n/a
Dec '18	136.7	139.9	144.0	n/a
Nov '18	148.2	155.4	148.6	n/a
Oct '18	148.7	157.9	147.0	100.0
Sep '18	146.5	157.9	144.2	100.0
Aug '18	147.5	158.2	146.0	100.0
Jul '18	147.2	157.9	142.6	100.0
Jun '18	147.8	157.9	145.4	100.0

Retail Motor Fuel Prices — Jake's Corner

	Self-serve			Full-serve
	regular	premium	diesel	propane
30-Jun-21	n/a	n/a	n/a	-
16-Jun-21	144.9	155.9	142.9	-
2-Jun-21	144.9	155.9	142.9	-
19-May-21	144.9	155.9	147.9	-
5-May-21	139.9	150.9	142.9	-
21-Apr-21	139.9	150.9	142.9	-
7-Apr-21	139.9	150.9	142.9	-
24-Mar-21	134.9	145.9	137.9	-
10-Mar-21	129.9	140.9	137.9	-
24-Feb-21	129.9	140.9	130.9	-
10-Feb-21	124.9	135.9	129.9	-
27-Jan-21	124.9	135.9	125.9	-
13-Jan-21	124.9	135.9	125.9	-
30-Dec-20	119.9	125.9	119.9	-
16-Dec-20	119.9	125.9	119.9	-
2-Dec-20	119.9	125.9	119.9	-
18-Nov-20	119.9	125.9	119.9	-
4-Nov-20	119.9	125.9	119.9	-
21-Oct-20	119.9	125.9	119.9	-
7-Oct-20	119.9	125.9	119.9	-
23-Sep-20	119.9	125.9	119.9	-
9-Sep-20	119.9	125.9	119.9	-
26-Aug-20	119.9	125.9	119.9	-
12-Aug-20	119.9	125.9	119.9	-
29-Jul-20	119.9	125.9	119.9	-
15-Jul-20	119.9	125.9	119.9	-
2-Jul-20	119.9	125.9	119.9	-
17-Jun-20	114.9	120.9	119.9	-
3-Jun-20	n/a	n/a	n/a	-
May '20	104.9	114.9	119.9	-
Apr '20	100.9	n/a	n/a	-
Mar '20	117.9	n/a	n/a	-
Feb '20	142.9	153.9	151.9	-
Jan '20	142.9	153.9	151.9	-
Dec '19	142.9	153.9	151.9	-
Nov '19	142.9	153.9	151.9	-
Oct '19	147.4	154.9	151.9	-
Sep '19	149.9	154.9	142.9	-
Aug '19	n/a	n/a	n/a	-
Jul '19	142.9	156.0	147.9	-
Jun '19	137.9	151.0	142.9	-
May '19	137.9	151.0	142.9	-
Apr '19	137.9	151.0	144.4	-
Mar '19	132.9	145.0	145.9	-
Feb '19	127.9	137.9	143.0	-
Jan '19	127.9	137.9	143.0	-
Dec '18	127.9	137.9	143.0	n/a
Nov '18	144.9	155.9	141.7	n/a
Oct '18	147.8	155.9	141.4	n/a
Sep '18	147.8	155.9	141.4	n/a
Aug '18	147.8	155.9	137.9	n/a
Jul '18	147.8	155.9	137.9	n/a
Jun '18	147.8	155.9	137.9	n/a

Retail Motor Fuel Prices — Mayo

	Self-serve			Full-serve	
	regular	premium	diesel	regular	diesel
30-Jun-21	139.0	-	140.9	-	-
16-Jun-21	139.0	-	140.9	-	-
2-Jun-21	139.0	-	140.9	-	-
19-May-21	139.0	-	140.9	-	-
5-May-21	n/a	-	n/a	-	-
21-Apr-21	139.0	-	140.9	-	-
7-Apr-21	145.9	-	147.9	-	-
24-Mar-21	140.9	-	143.9	-	-
10-Mar-21	136.9	-	137.9	-	-
24-Feb-21	131.9	-	135.9	-	-
10-Feb-21	125.6	-	127.5	-	-
27-Jan-21	130.9	-	131.9	-	-
13-Jan-21	129.9	-	129.9	-	-
30-Dec-20	122.8	-	122.8	-	-
16-Dec-20	122.8	-	122.8	-	-
2-Dec-20	127.9	-	127.9	-	-
18-Nov-20	127.9	-	127.9	-	-
4-Nov-20	121.8	-	121.8	-	-
21-Oct-20	n/a	-	n/a	-	-
7-Oct-20	n/a	-	n/a	-	-
23-Sep-20	n/a	-	n/a	-	-
9-Sep-20	n/a	-	n/a	-	-
26-Aug-20	n/a	-	n/a	-	-
12-Aug-20	n/a	-	n/a	-	-
29-Jul-20	118.8	-	117.9	-	-
15-Jul-20	n/a	-	n/a	-	-
2-Jul-20	114.9	-	121.8	-	-
17-Jun-20	114.9	-	121.8	-	-
3-Jun-20	114.9	-	121.8	-	-
May '20	103.0	-	124.0	-	-
Apr '20	n/a	-	n/a	-	-
Mar '20	146.6	-	148.1	-	-
Feb '20	153.1	-	153.1	-	-
Jan '20	149.9	-	147.9	-	-
Dec '19	149.9	-	149.4	-	-
Nov '19	149.9	-	147.9	-	-
Oct '19	142.8	-	140.9	-	-
Sep '19	n/a	-	n/a	-	-
Aug '19	141.4	-	144.1	-	-
Jul '19	146.2	-	145.6	-	-
Jun '19	144.0	-	145.9	-	-
May '19	146.9	-	151.9	-	-
Apr '19	146.9	-	153.4	-	-
Mar '19	137.9	-	149.9	-	-
Feb '19	133.9	-	144.9	-	-
Jan '19	132.2	-	143.6	-	-
Dec '18	125.8	-	139.0	-	-
Nov '18	146.9	-	141.4	-	-
Oct '18	143.4	-	134.1	-	-
Sep '18	144.7	-	135.1	-	-
Aug '18	144.7	-	135.1	n/a	n/a
Jul '18	144.7	-	135.1	n/a	n/a
Jun '18	144.7	-	135.1	n/a	n/a

Retail Motor Fuel Prices — Pelly Crossing & Ross River

	Pelly Crossing Self-serve		
	regular	premium	diesel
30-Jun-21	n/a	n/a	n/a
16-Jun-21	149.9	162.9	144.9
2-Jun-21	149.9	162.9	144.9
19-May-21	145.9	149.9	149.9
5-May-21	n/a	n/a	n/a
21-Apr-21	145.9	152.9	140.9
7-Apr-21	n/a	n/a	n/a
24-Mar-21	130.9	134.9	125.9
10-Mar-21	n/a	n/a	n/a
24-Feb-21	130.9	137.9	125.9
10-Feb-21	130.9	n/a	125.9
27-Jan-21	130.9	n/a	125.9
13-Jan-21	130.9	137.9	125.9

30-Dec-20	130.9	137.9	125.9
16-Dec-20	n/a	n/a	n/a
2-Dec-20	n/a	n/a	n/a
18-Nov-20	n/a	n/a	n/a
4-Nov-20	n/a	n/a	n/a
21-Oct-20	130.9	137.9	125.9
7-Oct-20	130.9	137.9	125.9
23-Sep-20	130.9	137.9	125.9
9-Sep-20	130.9	137.9	125.9
26-Aug-20	130.9	137.9	125.9
12-Aug-20	130.9	137.9	125.9
29-Jul-20	130.9	137.9	125.9
15-Jul-20	133.9	141.9	128.9
2-Jul-20	126.9	136.9	121.9
17-Jun-20	n/a	n/a	n/a
3-Jun-20	109.9	140.9	104.9

May '20	105.4	140.9	100.4
Apr '20	110.5	140.9	105.5
Mar '20	146.4	152.4	141.4
Feb '20	151.9	157.9	146.9
Jan '20	151.9	157.9	146.9

Dec '19	151.9	157.9	146.9
Nov '19	151.9	157.9	146.9
Oct '19	151.9	157.9	146.9
Sep '19	151.9	157.9	146.9
Aug '19	151.9	157.9	146.9
Jul '19	151.9	157.9	146.9
Jun '19	151.9	157.9	146.9
May '19	151.9	157.9	146.9
Apr '19	147.9	153.9	142.9
Mar '19	130.9	136.9	125.9
Feb '19	130.9	136.9	125.9
Jan '19	135.1	139.6	127.9

Dec '18	140.9	146.9	135.9
Nov '18	153.9	-	148.9
Oct '18	153.9	159.9	148.9
Sep '18	153.9	159.9	148.9
Aug '18	153.9	159.2	148.9
Jul '18	153.9	158.9	148.9
Jun '18	n/a	-	146.5

	Ross River Self-serve		
	regular	premium	diesel
30-Jun-21	148.9	-	155.4
16-Jun-21	148.9	-	155.4
2-Jun-21	148.9	-	155.4
19-May-21	148.9	-	155.4
5-May-21	148.9	-	155.4
21-Apr-21	144.9	-	147.9
7-Apr-21	134.9	-	135.9
24-Mar-21	134.9	-	135.9
10-Mar-21	134.9	-	135.9
24-Feb-21	130.9	-	128.9
10-Feb-21	129.9	-	127.9
27-Jan-21	129.9	-	127.9
13-Jan-21	129.9	-	125.9

30-Dec-20	n/a	-	n/a
16-Dec-20	129.9	-	125.9
2-Dec-20	129.9	-	125.9
18-Nov-20	n/a	-	n/a
4-Nov-20	119.9	-	125.9
21-Oct-20	119.9	-	125.9
7-Oct-20	129.9	-	119.9
23-Sep-20	129.9	-	119.9
9-Sep-20	129.9	-	119.9
26-Aug-20	129.9	-	119.9
12-Aug-20	n/a	-	n/a
29-Jul-20	132.9	-	129.9
15-Jul-20	132.9	-	129.9
2-Jul-20	116.9	-	121.9
17-Jun-20	116.9	-	121.9
3-Jun-20	102.9	-	121.9

May '20	102.9	-	121.9
Apr '20	121.4	-	127.4
Mar '20	148.9	-	152.4
Feb '20	150.9	-	154.4
Jan '20	152.9	-	156.9

Dec '19	152.9	-	156.4
Nov '19	152.9	-	156.4
Oct '19	154.9	-	158.4
Sep '19	154.9	-	158.4
Aug '19	154.9	-	158.4
Jul '19	153.6	-	156.7
Jun '19	150.4	-	154.9
May '19	147.9	-	153.9
Apr '19	145.4	-	152.4
Mar '19	134.9	-	146.4
Feb '19	129.9	-	144.9
Jan '19	129.9	-	144.9

Dec '18	137.4	-	151.9
Nov '18	150.9	-	161.7
Oct '18	156.9	-	154.5
Sep '18	156.9	-	154.5
Aug '18	156.2	-	154.0
Jul '18	152.4	-	152.9
Jun '18	149.9	-	152.9

Retail Motor Fuel Prices — Stewart Crossing

	Self-Serve		
	regular	premium	diesel
30-Jun-21	n/a	n/a	n/a
16-Jun-21	154.9	165.9	152.9
2-Jun-21	154.9	165.9	152.9
19-May-21	149.9	160.9	152.9
5-May-21	149.9	160.9	152.9
21-Apr-21	149.9	160.9	152.9
7-Apr-21	149.9	160.9	152.9
24-Mar-21	144.9	155.9	147.9
10-Mar-21	n/a	n/a	n/a
24-Feb-21	n/a	n/a	n/a
10-Feb-21	n/a	n/a	n/a
27-Jan-21	n/a	n/a	n/a
13-Jan-21	n/a	n/a	n/a
30-Dec-20	n/a	n/a	n/a
16-Dec-20	n/a	n/a	n/a
2-Dec-20	n/a	n/a	n/a
18-Nov-20	n/a	n/a	n/a
4-Nov-20	n/a	n/a	n/a
21-Oct-20	n/a	n/a	n/a
7-Oct-20	n/a	n/a	n/a
23-Sep-20	n/a	n/a	n/a
9-Sep-20	n/a	n/a	n/a
26-Aug-20	n/a	n/a	n/a
12-Aug-20	n/a	n/a	n/a
29-Jul-20	n/a	n/a	n/a
15-Jul-20	n/a	n/a	n/a
2-Jul-20	n/a	n/a	n/a
17-Jun-20	124.9	130.9	129.9
3-Jun-20	124.9	130.9	129.9
May '20	n/a	n/a	n/a
Apr '20	n/a	n/a	n/a
Mar '20	n/a	n/a	n/a
Feb '20	152.9	158.9	155.9
Jan '20	152.9	158.9	155.9
Dec '19	152.9	158.9	153.4
Nov '19	152.9	158.9	150.9
Oct '19	152.9	158.9	150.9
Sep '19	152.9	158.9	150.9
Aug '19	152.9	158.9	150.9
Jul '19	152.9	158.9	151.1
Jun '19	147.9	153.9	145.9
May '19	147.9	153.9	145.9
Apr '19	147.9	148.9	149.9
Mar '19	134.9	140.9	145.9
Feb '19	134.9	140.9	145.9
Jan '19	134.9	140.9	145.9
Dec '18	134.9	140.9	148.4
Nov '18	152.4	158.4	150.9
Oct '18	154.9	160.9	150.9
Sep '18	154.9	160.9	150.9
Aug '18	154.9	160.9	150.9
Jul '18	154.9	160.9	150.9
Jun '18	154.9	160.9	150.9

Retail Motor Fuel Prices — Teslin

	Self-serve			Full-serve
	regular	premium	diesel	propane
30-Jun-21	148.9	160.9	144.4	110.0
16-Jun-21	148.9	160.9	144.4	110.0
2-Jun-21	148.9	160.9	144.4	110.0
19-May-21	146.9	160.9	144.4	110.0
5-May-21	144.9	156.9	146.9	110.0
21-Apr-21	144.9	n/a	146.9	110.0
7-Apr-21	144.9	156.9	146.9	110.0
24-Mar-21	138.9	149.9	141.9	110.0
10-Mar-21	131.4	139.9	131.9	110.0
24-Feb-21	133.9	145.9	134.4	110.0
10-Feb-21	128.9	139.9	129.9	110.0
27-Jan-21	128.9	139.9	129.9	110.0
13-Jan-21	128.9	139.9	129.9	110.0
30-Dec-20	123.9	135.9	128.9	110.0
16-Dec-20	123.9	135.9	126.4	110.0
2-Dec-20	123.9	131.9	123.9	110.0
18-Nov-20	123.9	131.9	123.9	110.0
4-Nov-20	123.9	131.9	123.9	110.0
21-Oct-20	123.9	131.9	123.9	110.0
7-Oct-20	123.9	131.9	123.9	110.0
23-Sep-20	123.9	131.9	123.9	110.0
9-Sep-20	123.9	131.9	123.9	110.0
26-Aug-20	123.9	131.9	123.9	110.0
12-Aug-20	123.9	131.9	123.9	110.0
29-Jul-20	123.9	131.9	123.9	110.0
15-Jul-20	123.9	131.9	123.9	110.0
2-Jul-20	118.9	126.9	122.9	110.0
17-Jun-20	118.9	126.9	122.9	110.0
3-Jun-20	109.9	119.9	129.9	110.0
May '20	109.9	119.9	129.9	110.0
Apr '20	109.9	119.9	129.9	110.0
Mar '20	139.7	149.4	145.2	110.0
Feb '20	146.9	156.9	152.4	110.0
Jan '20	146.9	156.9	152.4	110.0
Dec '19	146.9	156.9	152.4	110.0
Nov '19	146.9	156.9	152.4	110.0
Oct '19	146.9	156.9	152.4	110.0
Sep '19	146.9	156.9	153.7	110.0
Aug '19	146.9	156.9	152.4	110.0
Jul '19	146.1	156.9	153.9	n/a
Jun '19	141.9	151.9	148.9	n/a
May '19	141.9	n/a	148.9	110.0
Apr '19	141.9	151.9	148.9	110.0
Mar '19	135.2	n/a	146.4	110.0
Feb '19	129.4	n/a	141.3	110.0
Jan '19	132.2	142.9	144.2	110.0
Dec '18	129.7	137.4	141.7	110.0
Nov '18	143.7	150.9	143.2	111.3
Oct '18	139.3	149.9	145.9	110.3
Sep '18	148.9	158.9	141.9	113.7
Aug '18	148.9	158.9	141.9	112.5
Jul '18	148.9	158.9	141.9	112.5
Jun '18	148.9	158.9	141.9	112.5

Retail Motor Fuel Prices — Watson Lake

	Self-serve			Full-serve
	regular	premium	diesel	propane
30-Jun-21	143.9	151.9	144.9	120.0
16-Jun-21	143.9	151.9	144.9	120.0
2-Jun-21	143.9	151.9	144.9	113.9
19-May-21	140.9	145.9	143.9	113.9
5-May-21	135.9	145.9	139.9	113.9
21-Apr-21	135.9	145.9	139.9	113.9
7-Apr-21	132.9	142.9	136.9	113.9
24-Mar-21	132.9	142.9	136.9	129.0
10-Mar-21	128.9	n/a	132.9	112.9
24-Feb-21	123.9	n/a	126.9	112.9
10-Feb-21	121.9	n/a	123.9	112.9
27-Jan-21	121.9	n/a	123.9	112.9
13-Jan-21	113.9	124.9	118.9	112.9
30-Dec-20	113.9	124.9	118.9	112.9
16-Dec-20	113.9	123.9	114.9	112.9
2-Dec-20	113.9	123.9	114.9	112.9
18-Nov-20	114.9	124.9	115.9	112.9
4-Nov-20	113.9	123.9	114.9	112.9
21-Oct-20	113.9	123.9	114.9	112.9
7-Oct-20	113.9	123.9	114.9	112.9
23-Sep-20	121.9	123.9	122.4	112.9
9-Sep-20	121.9	123.9	119.9	n/a
26-Aug-20	134.9	123.9	127.4	n/a
12-Aug-20	121.9	123.9	127.4	n/a
29-Jul-20	121.9	123.9	122.4	112.9
15-Jul-20	121.9	123.9	122.4	112.9
2-Jul-20	121.9	123.9	139.9	112.9
17-Jun-20	123.9	123.9	141.9	112.9
3-Jun-20	113.9	123.9	114.9	112.9
May '20	104.7	109.4	116.4	112.9
Apr '20	101.4	111.0	114.5	112.9
Mar '20	129.4	138.9	131.4	112.9
Feb '20	137.9	146.9	142.4	n/a
Jan '20	139.5	149.9	146.8	112.9
Dec '19	138.6	149.9	144.1	112.9
Nov '19	139.3	149.9	144.3	112.9
Oct '19	143.5	149.9	145.7	112.9
Sep '19	141.9	146.7	144.5	110.9
Aug '19	141.7	149.2	143.5	110.9
Jul '19	141.2	149.2	142.8	110.9
Jun '19	140.2	147.9	142.6	110.9
May '19	137.5	148.9	141.3	n/a
Apr '19	135.6	147.4	142.2	109.0
Mar '19	126.4	138.4	140.2	110.9
Feb '19	122.9	134.9	136.9	110.9
Jan '19	122.6	134.9	136.3	110.9
Dec '18	125.0	134.9	138.1	110.9
Nov '18	141.9	151.4	142.6	110.9
Oct '18	141.9	154.9	139.4	110.9
Sep '18	143.2	152.9	140.7	110.9
Aug '18	142.1	152.9	139.2	110.9
Jul '18	142.2	152.9	143.7	110.9
Jun '18	141.2	152.4	138.5	110.9

Residential Fuel Prices in Yukon

Average Prices as of June 30, 2021

	Residential Heating Fuels			% Change June 17, 2020 to June 30, 2021		
	Furnace Oil	Arctic Stove Oil	Propane (500-gallon tank cost)	Furnace Oil	Arctic Stove Oil	Propane (500-gallon tank cost)
Whitehorse	130.0	131.9	94.8	24.9%	24.6%	-23.6%
Beaver Creek	n/a	151.1	-	n/a	n/a	-
Burwash Landing	n/a	120.8	-	n/a	7.0%	-
Carcross	n/a	138.4	-	n/a	24.7%	-
Carmacks	n/a	141.8	103.0	n/a	26.8%	-22.1%
Dawson City	141.4	141.4	103.0	28.5%	25.6%	-22.1%
Destruction Bay	n/a	144.2	-	n/a	27.7%	-
Faro	n/a	143.2	103.0	n/a	25.9%	-22.1%
Haines Junction	n/a	141.8	103.0	n/a	26.8%	-22.1%
Marsh Lake	n/a	138.4	-	n/a	24.7%	-
Mayo	137.8	146.0	103.0	24.1%	28.6%	-22.1%
Pelly Crossing	n/a	144.2	-	n/a	27.5%	-
Ross River	151.9	151.2	103.0	36.5%	n/a	-22.1%
Stewart Crossing	n/a	n/a	-	n/a	n/a	-
Tagish	n/a	138.4	-	n/a	24.7%	-
Teslin	n/a	141.8	103.0	n/a	26.8%	-22.1%
Watson Lake	n/a	151.1	103.0	n/a	31.4%	-22.1%

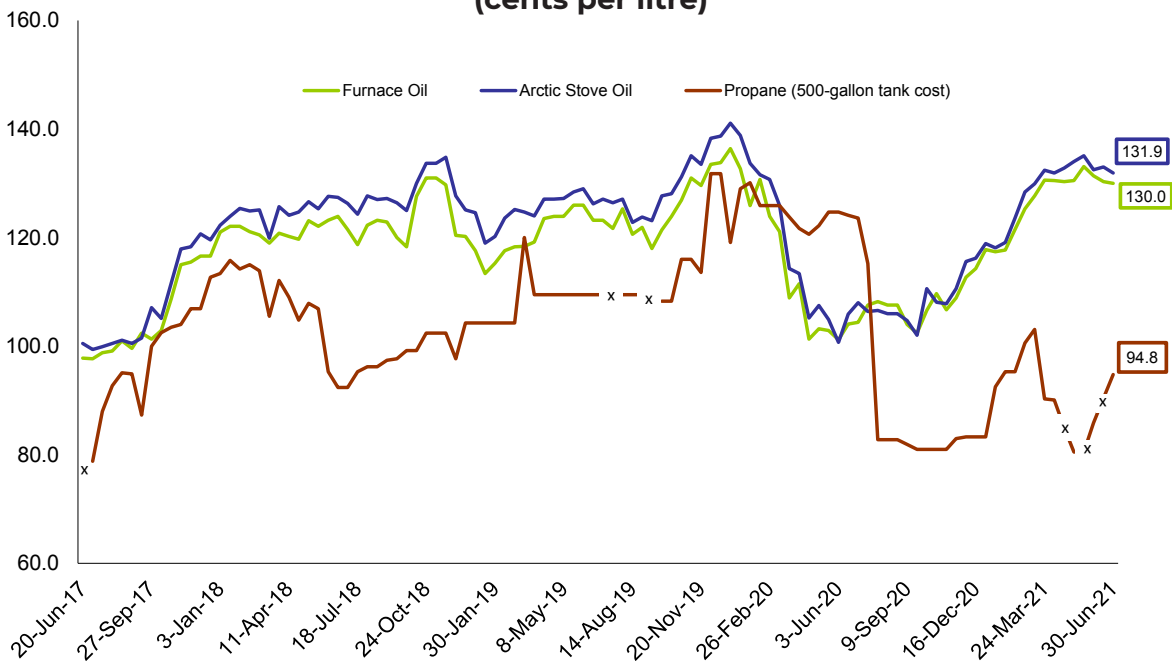
Notes: All prices are Canadian cents per litre, including all applicable taxes.
 "-" indicates this service was not available in this community at this time.
 "n/a" indicates this information was not available for the reporting period.

Comparing June 30, 2021 to June 17, 2020, furnace oil prices increased in all Yukon communities where prices were available. The largest percentage increase was in Ross River, up 36.5%.

Where price changes were available, arctic stove oil prices increased in all Yukon communities, the largest percentage increase was in Watson Lake (31.4%).

Decreases were reported for prices of propane (500 gallon tank) in all Yukon communities. Prices in all reporting communities outside of Whitehorse decreased by 22.1%; Whitehorse prices decreased by 23.6%.

**Average Residential Bi-weekly Heating Fuel Prices, Whitehorse
 June 2017 - June 2021
 (cents per litre)**



Residential Heating Fuel Prices — Whitehorse

	Furnace Oil	Arctic Stove Oil	Propane (500-gallon tank cost)
30-Jun-21	130.0	131.9	94.8
16-Jun-21	130.3	133.0	n/a
2-Jun-21	131.4	132.5	85.9
19-May-21	133.1	135.1	n/a
5-May-21	130.5	134.0	80.5
21-Apr-21	130.3	132.8	n/a
7-Apr-21	130.5	131.9	90.1
24-Mar-21	130.6	132.4	90.3
10-Mar-21	127.7	129.9	103.1
24-Feb-21	125.3	128.4	100.6
10-Feb-21	121.5	123.6	95.3
27-Jan-21	117.7	119.1	95.3
13-Jan-21	117.4	118.1	92.5
30-Dec-20	117.8	118.9	83.3
16-Dec-20	114.3	116.2	83.3
2-Dec-20	112.7	115.6	83.3
18-Nov-20	108.9	110.6	83.0
4-Nov-20	106.7	107.8	81.0
21-Oct-20	109.7	108.1	81.0
7-Oct-20	106.6	110.6	81.0
23-Sep-20	102.4	102.0	81.0
9-Sep-20	104.0	104.7	81.9
26-Aug-20	107.6	106.0	82.8
12-Aug-20	107.6	106.0	82.8
29-Jul-20	108.2	106.6	82.8
15-Jul-20	107.6	106.4	115.2
2-Jul-20	104.4	108.0	123.6
17-Jun-20	104.1	105.9	124.1
3-Jun-20	101.2	100.7	124.7
May '20	103.1	106.2	123.5
Apr '20	106.4	109.3	121.2
Mar '20	115.0	120.1	124.9
Feb '20	127.3	131.2	125.9
Jan '20	131.7	137.9	126.1
Dec '19	133.7	138.5	131.8
Nov '19	130.3	134.3	114.8
Oct '19	125.4	129.7	112.2
Sep '19	119.7	125.4	108.3
Aug '19	121.3	123.3	109.5
Jul '19	123.4	126.9	109.5
Jun '19	124.6	127.6	109.5
May '19	125.0	127.8	109.5
Apr '19	123.7	127.1	109.5
Mar '19	118.8	124.4	114.8
Feb '19	118.0	124.4	104.3
Jan '19	115.4	121.3	104.3
Dec '18	120.3	126.4	101.0
Nov '18	130.4	134.3	102.4
Oct '18	129.3	131.9	100.8
Sep '18	119.2	125.7	98.5
Aug '18	122.8	127.3	96.6
Jul '18	120.1	125.3	93.9
Jun '18	123.6	127.5	93.9

Residential Heating Fuel Prices — Beaver Creek

	Furnace Oil	Arctic Stove Oil	Propane (500-gallon tank cost)
30-Jun-21	n/a	151.1	-
16-Jun-21	138.8	146.5	-
2-Jun-21	138.8	146.5	-
19-May-21	138.8	146.5	-
5-May-21	138.8	146.5	-
21-Apr-21	138.8	146.5	-
7-Apr-21	144.0	149.2	-
24-Mar-21	140.2	145.4	-
10-Mar-21	140.2	126.6	-
24-Feb-21	136.0	143.3	-
10-Feb-21	136.0	139.3	-
27-Jan-21	129.7	131.0	-
13-Jan-21	129.7	131.6	-
30-Dec-20	129.7	131.9	-
16-Dec-20	126.5	129.2	-
2-Dec-20	126.5	129.2	-
18-Nov-20	117.1	120.5	-
4-Nov-20	117.1	120.5	-
21-Oct-20	117.1	121.3	-
7-Oct-20	111.8	115.0	-
23-Sep-20	111.8	115.0	-
9-Sep-20	111.8	115.0	-
26-Aug-20	111.8	115.0	-
12-Aug-20	111.8	115.0	-
29-Jul-20	n/a	n/a	-
15-Jul-20	n/a	n/a	-
2-Jul-20	n/a	n/a	-
17-Jun-20	n/a	n/a	-
3-Jun-20	n/a	n/a	-
May '20	n/a	n/a	-
Apr '20	n/a	n/a	-
Mar '20	130.0	133.1	-
Feb '20	140.4	143.6	-
Jan '20	143.9	147.1	-
Dec '19	145.7	148.8	-
Nov '19	140.4	143.6	-
Oct '19	134.7	137.8	-
Sep '19	127.3	130.5	-
Aug '19	127.3	130.5	-
Jul '19	130.9	133.4	-
Jun '19	135.0	139.2	-
May '19	135.0	139.2	-
Apr '19	133.5	137.7	-
Mar '19	131.9	136.1	-
Feb '19	129.8	133.5	-
Jan '19	123.5	126.6	-
Dec '18	134.0	137.1	-
Nov '18	142.4	145.8	-
Oct '18	142.4	144.2	-
Sep '18	n/a	148.1	-
Aug '18	134.4	142.0	-
Jul '18	n/a	144.6	-
Jun '18	136.5	143.6	-

Residential Heating Fuel Prices — Burwash Landing

	Furnace Oil	Arctic Stove Oil	Propane (500 gallon tank cost)
30-Jun-21	n/a	120.8	-
16-Jun-21	136.7	139.8	-
2-Jun-21	136.7	130.3	-
19-May-21	136.7	130.3	-
5-May-21	136.7	130.3	-
21-Apr-21	136.7	130.3	-
7-Apr-21	137.4	130.7	-
24-Mar-21	133.9	124.7	-
10-Mar-21	133.9	137.0	-
24-Feb-21	129.7	124.2	-
10-Feb-21	129.7	132.8	-
27-Jan-21	123.4	121.0	-
13-Jan-21	123.4	126.5	-
30-Dec-20	123.4	126.5	-
16-Dec-20	120.2	123.4	-
2-Dec-20	120.2	123.4	-
18-Nov-20	115.0	118.1	-
4-Nov-20	115.0	116.8	-
21-Oct-20	115.0	116.8	-
7-Oct-20	109.7	114.2	-
23-Sep-20	109.7	112.9	-
9-Sep-20	109.7	112.9	-
26-Aug-20	109.7	114.2	-
12-Aug-20	109.7	114.2	-
29-Jul-20	109.7	112.9	-
15-Jul-20	109.7	114.2	-
2-Jul-20	109.7	114.2	-
17-Jun-20	109.7	112.9	-
3-Jun-20	109.7	114.2	-
May '20	109.7	114.2	-
Apr '20	112.3	115.4	-
Mar '20	127.4	134.5	-
Feb '20	137.8	139.8	-
Jan '20	141.3	141.7	-
Dec '19	143.1	143.5	-
Nov '19	137.8	139.6	-
Oct '19	132.6	135.4	-
Sep '19	125.2	131.9	-
Aug '19	125.2	133.6	-
Jul '19	127.2	131.7	-
Jun '19	131.3	134.4	-
May '19	131.3	134.4	-
Apr '19	129.7	132.9	-
Mar '19	128.1	132.1	-
Feb '19	126.0	131.0	-
Jan '19	119.7	127.4	-
Dec '18	130.2	135.7	-
Nov '18	138.6	141.2	-
Oct '18	138.6	137.3	-
Sep '18	n/a	n/a	-
Aug '18	131.3	129.1	-
Jul '18	n/a	123.9	-
Jun '18	133.4	133.4	-

Residential Heating Fuel Prices — Carcross

	Furnace Oil	Arctic Stove Oil	Propane (500 gallon tank cost)
30-Jun-21	n/a	138.4	-
16-Jun-21	134.8	138.2	-
2-Jun-21	134.8	138.2	-
19-May-21	134.8	138.2	-
5-May-21	134.8	138.2	-
21-Apr-21	134.8	138.2	-
7-Apr-21	135.6	138.6	-
24-Mar-21	132.0	135.1	-
10-Mar-21	132.0	135.2	-
24-Feb-21	127.8	133.0	-
10-Feb-21	127.8	129.0	-
27-Jan-21	121.5	121.1	-
13-Jan-21	121.5	121.3	-
30-Dec-20	121.5	121.2	-
16-Dec-20	118.3	119.6	-
2-Dec-20	118.3	121.5	-
18-Nov-20	113.1	112.7	-
4-Nov-20	113.1	112.7	-
21-Oct-20	113.1	106.4	-
7-Oct-20	107.8	111.0	-
23-Sep-20	107.8	103.8	-
9-Sep-20	107.8	103.8	-
26-Aug-20	107.8	103.8	-
12-Aug-20	107.8	103.8	-
29-Jul-20	107.8	103.8	-
15-Jul-20	107.8	103.8	-
2-Jul-20	107.8	103.8	-
17-Jun-20	107.8	111.0	-
3-Jun-20	107.8	98.5	-
May '20	107.8	111.0	-
Apr '20	110.4	112.6	-
Mar '20	125.5	117.9	-
Feb '20	135.9	131.0	-
Jan '20	139.4	142.6	-
Dec '19	141.2	140.4	-
Nov '19	135.9	136.5	-
Oct '19	130.7	133.8	-
Sep '19	123.3	127.1	-
Aug '19	128.5	129.3	-
Jul '19	127.0	128.6	-
Jun '19	128.7	130.3	-
May '19	129.0	129.8	-
Apr '19	126.9	129.3	-
Mar '19	120.3	122.9	-
Feb '19	119.3	121.9	-
Jan '19	117.7	120.5	-
Dec '18	121.9	130.3	-
Nov '18	134.5	135.9	-
Oct '18	134.0	133.4	-
Sep '18	116.6	131.3	-
Aug '18	128.2	132.1	-
Jul '18	n/a	134.1	-
Jun '18	130.3	135.2	-

Residential Heating Fuel Prices — Carmacks

	Furnace Oil	Arctic Stove Oil	Propane (500-gallon tank cost)
30-Jun-21	n/a	141.8	103.0
16-Jun-21	135.7	140.3	n/a
2-Jun-21	135.7	140.3	100.6
19-May-21	135.7	140.3	n/a
5-May-21	135.7	140.3	88.7
21-Apr-21	135.7	140.3	n/a
7-Apr-21	136.4	140.7	98.3
24-Mar-21	132.8	137.2	98.5
10-Mar-21	132.8	137.2	111.2
24-Feb-21	128.6	135.1	108.8
10-Feb-21	128.6	131.1	103.5
27-Jan-21	122.3	123.1	103.4
13-Jan-21	122.3	123.4	100.6
30-Dec-20	122.3	123.4	91.5
16-Dec-20	119.2	121.6	91.5
2-Dec-20	119.2	122.3	91.7
18-Nov-20	113.9	114.7	91.1
4-Nov-20	113.9	114.7	89.1
21-Oct-20	113.9	108.4	89.1
7-Oct-20	108.7	111.8	89.1
23-Sep-20	108.7	105.8	89.1
9-Sep-20	108.7	105.8	90.3
26-Aug-20	108.7	105.8	97.5
12-Aug-20	108.7	105.8	97.5
29-Jul-20	108.7	105.8	97.5
15-Jul-20	108.7	105.8	123.4
2-Jul-20	108.7	105.8	131.8
17-Jun-20	108.7	111.8	132.3
3-Jun-20	108.7	100.5	132.9
May '20	108.7	111.8	134.9
Apr '20	111.5	114.3	135.9
Mar '20	126.8	120.1	139.6
Feb '20	137.3	133.2	140.6
Jan '20	140.8	144.5	140.8
Dec '19	142.5	142.7	146.5
Nov '19	136.8	138.5	128.3
Oct '19	131.5	134.7	127.0
Sep '19	124.2	129.3	123.2
Aug '19	124.2	129.3	124.2
Jul '19	125.8	133.8	124.2
Jun '19	128.9	135.6	124.2
May '19	128.9	137.4	124.2
Apr '19	127.4	135.0	124.2
Mar '19	125.8	133.3	124.2
Feb '19	123.7	131.2	119.0
Jan '19	117.4	123.4	119.0
Dec '18	127.9	131.0	115.7
Nov '18	136.3	139.4	117.1
Oct '18	136.3	139.4	115.5
Sep '18	n/a	n/a	113.2
Aug '18	128.9	132.1	111.3
Jul '18	n/a	n/a	109.0
Jun '18	131.0	134.2	109.0

Residential Heating Fuel Prices — Dawson City

	Furnace Oil	Arctic Stove Oil	Propane (500-gallon tank cost)
30-Jun-21	141.4	141.4	103.0
16-Jun-21	140.3	141.8	n/a
2-Jun-21	140.3	141.8	100.6
19-May-21	140.3	141.8	n/a
5-May-21	139.0	142.2	88.7
21-Apr-21	140.3	141.8	n/a
7-Apr-21	140.7	142.3	98.3
24-Mar-21	136.3	137.8	98.5
10-Mar-21	134.3	135.8	111.2
24-Feb-21	132.3	133.8	108.8
10-Feb-21	130.7	132.3	103.5
27-Jan-21	126.6	128.2	103.4
13-Jan-21	124.4	125.9	100.6
30-Dec-20	124.4	125.9	91.5
16-Dec-20	120.8	122.4	91.5
2-Dec-20	119.3	120.9	91.7
18-Nov-20	115.2	117.7	91.1
4-Nov-20	113.7	116.2	89.1
21-Oct-20	117.4	120.5	89.1
7-Oct-20	112.1	115.2	89.1
23-Sep-20	112.1	115.2	89.1
9-Sep-20	112.1	115.2	90.3
26-Aug-20	112.1	115.2	97.5
12-Aug-20	112.1	115.2	97.5
29-Jul-20	113.5	116.1	97.5
15-Jul-20	112.1	115.2	123.4
2-Jul-20	110.0	112.6	131.8
17-Jun-20	110.0	112.6	132.3
3-Jun-20	110.0	112.6	132.9
May '20	110.6	114.5	134.9
Apr '20	117.9	117.9	135.9
Mar '20	126.9	129.1	139.6
Feb '20	140.1	142.7	140.6
Jan '20	143.7	146.8	140.8
Dec '19	143.6	146.6	146.5
Nov '19	140.0	142.9	128.3
Oct '19	134.6	137.3	127.0
Sep '19	128.3	131.4	123.2
Aug '19	130.2	132.8	124.2
Jul '19	131.9	134.1	124.2
Jun '19	135.0	138.2	124.2
May '19	132.3	135.5	124.2
Apr '19	133.2	136.4	124.2
Mar '19	130.0	133.1	124.2
Feb '19	129.2	132.9	119.0
Jan '19	125.2	128.3	119.0
Dec '18	132.6	135.8	115.7
Nov '18	141.2	146.0	117.1
Oct '18	139.1	139.3	115.5
Sep '18	132.3	143.3	113.2
Aug '18	133.3	140.9	111.3
Jul '18	132.3	141.6	109.0
Jun '18	134.4	141.9	109.0

Residential Heating Fuel Prices — Destruction Bay

	Furnace Oil	Arctic Stove Oil	Propane (500 gallon tank cost)
30-Jun-21	n/a	144.2	-
16-Jun-21	136.7	142.0	-
2-Jun-21	136.7	142.0	-
19-May-21	136.7	142.0	-
5-May-21	136.7	142.0	-
21-Apr-21	136.7	142.0	-
7-Apr-21	137.4	142.4	-
24-Mar-21	133.9	138.9	-
10-Mar-21	133.9	138.9	-
24-Feb-21	129.7	136.8	-
10-Feb-21	129.7	132.8	-
27-Jan-21	123.4	124.7	-
13-Jan-21	123.4	125.1	-
30-Dec-20	123.4	125.1	-
16-Dec-20	120.2	123.4	-
2-Dec-20	120.2	123.4	-
18-Nov-20	115.0	118.1	-
4-Nov-20	115.0	118.1	-
21-Oct-20	115.0	118.1	-
7-Oct-20	109.7	112.9	-
23-Sep-20	109.7	112.9	-
9-Sep-20	109.7	112.9	-
26-Aug-20	109.7	112.9	-
12-Aug-20	109.7	112.9	-
29-Jul-20	109.7	112.9	-
15-Jul-20	109.7	112.9	-
2-Jul-20	109.7	112.9	-
17-Jun-20	109.7	112.9	-
3-Jun-20	109.7	112.9	-
May '20	109.7	112.9	-
Apr '20	112.3	115.4	-
Mar '20	127.4	130.5	-
Feb '20	137.8	141.0	-
Jan '20	141.3	144.5	-
Dec '19	143.1	146.2	-
Nov '19	137.8	141.0	-
Oct '19	132.6	135.7	-
Sep '19	125.2	128.4	-
Aug '19	125.2	128.4	-
Jul '19	126.2	129.4	-
Jun '19	128.2	131.4	-
May '19	128.2	131.4	-
Apr '19	126.7	129.8	-
Mar '19	125.1	128.2	-
Feb '19	123.0	126.1	-
Jan '19	116.7	119.8	-
Dec '18	127.2	130.3	-
Nov '18	135.6	138.7	-
Oct '18	135.6	138.7	-
Sep '18	n/a	n/a	-
Aug '18	128.2	131.4	-
Jul '18	n/a	n/a	-
Jun '18	130.3	133.5	-

Residential Heating Fuel Prices — Faro

	Furnace Oil	Arctic Stove Oil	Propane (500-gallon tank cost)
30-Jun-21	n/a	143.2	103.0
16-Jun-21	137.8	142.4	n/a
2-Jun-21	137.8	141.7	100.6
19-May-21	137.8	141.7	n/a
5-May-21	137.8	141.7	88.7
21-Apr-21	137.8	141.7	n/a
7-Apr-21	138.5	142.0	98.3
24-Mar-21	134.9	138.6	98.5
10-Mar-21	134.9	137.2	111.2
24-Feb-21	130.7	137.3	108.8
10-Feb-21	130.7	133.1	103.5
27-Jan-21	124.4	126.0	103.4
13-Jan-21	124.4	126.3	100.6
30-Dec-20	124.4	126.0	91.5
16-Dec-20	121.3	124.8	91.5
2-Dec-20	121.3	124.6	91.7
18-Nov-20	116.0	119.2	91.1
4-Nov-20	116.0	119.2	89.1
21-Oct-20	116.0	119.2	89.1
7-Oct-20	110.8	113.9	89.1
23-Sep-20	110.8	113.7	89.1
9-Sep-20	110.8	113.7	90.3
26-Aug-20	110.8	113.9	97.5
12-Aug-20	110.8	109.5	97.5
29-Jul-20	110.8	113.7	97.5
15-Jul-20	110.8	113.7	123.4
2-Jul-20	110.8	113.7	131.8
17-Jun-20	110.8	113.7	132.3
3-Jun-20	110.8	113.9	132.9
May '20	110.8	113.7	134.9
Apr '20	113.3	119.2	135.9
Mar '20	128.4	131.4	139.6
Feb '20	138.9	141.9	140.6
Jan '20	142.4	146.3	140.8
Dec '19	144.1	147.1	146.5
Nov '19	138.9	140.7	128.3
Oct '19	133.6	131.8	127.0
Sep '19	126.3	129.4	123.2
Aug '19	126.3	129.5	124.2
Jul '19	127.3	130.9	124.2
Jun '19	129.2	132.3	124.2
May '19	129.2	132.3	124.2
Apr '19	127.6	130.8	124.2
Mar '19	126.0	129.2	124.2
Feb '19	123.9	127.1	119.0
Jan '19	117.6	120.8	119.0
Dec '18	128.1	131.3	115.7
Nov '18	136.5	139.7	117.1
Oct '18	136.5	137.6	115.5
Sep '18	n/a	131.3	113.2
Aug '18	129.3	132.9	111.3
Jul '18	n/a	134.4	109.0
Jun '18	131.4	132.4	109.0

Residential Heating Fuel Prices — Haines Junction

	Furnace Oil	Arctic Stove Oil	Propane (500-gallon tank cost)
30-Jun-21	n/a	141.8	103.0
16-Jun-21	135.7	140.3	n/a
2-Jun-21	135.7	140.3	100.6
19-May-21	135.7	140.3	n/a
5-May-21	135.7	140.3	88.7
21-Apr-21	135.7	140.3	n/a
7-Apr-21	136.4	140.7	98.3
24-Mar-21	132.8	137.2	98.5
10-Mar-21	132.8	137.2	111.2
24-Feb-21	128.6	135.1	108.8
10-Feb-21	128.6	131.1	103.5
27-Jan-21	122.3	123.1	103.4
13-Jan-21	122.3	123.4	100.6
30-Dec-20	122.3	123.4	91.5
16-Dec-20	119.2	121.6	91.5
2-Dec-20	119.2	122.3	91.7
18-Nov-20	113.9	114.7	91.1
4-Nov-20	113.9	114.7	89.1
21-Oct-20	113.9	108.4	89.1
7-Oct-20	108.7	111.8	89.1
23-Sep-20	108.7	105.8	89.1
9-Sep-20	108.7	105.8	90.3
26-Aug-20	108.7	105.8	97.5
12-Aug-20	108.7	105.8	97.5
29-Jul-20	108.7	105.8	97.5
15-Jul-20	108.7	105.8	123.4
2-Jul-20	108.7	105.8	131.8
17-Jun-20	108.7	111.8	132.3
3-Jun-20	108.7	100.5	132.9
May '20	108.7	111.8	134.9
Apr '20	114.9	117.7	135.9
Mar '20	133.7	123.6	139.6
Feb '20	144.1	136.6	140.6
Jan '20	140.3	144.2	140.8
Dec '19	142.0	142.4	146.5
Nov '19	136.8	138.5	128.3
Oct '19	131.5	134.7	127.0
Sep '19	124.2	127.0	123.2
Aug '19	130.3	131.1	124.2
Jul '19	127.5	129.1	124.2
Jun '19	128.1	129.7	124.2
May '19	128.1	129.7	124.2
Apr '19	124.5	127.7	124.2
Mar '19	123.0	126.1	124.2
Feb '19	120.9	124.0	119.0
Jan '19	114.6	117.7	119.0
Dec '18	125.1	128.2	115.7
Nov '18	133.5	136.6	117.1
Oct '18	133.5	135.8	115.5
Sep '18	n/a	129.2	113.2
Aug '18	126.1	129.3	111.3
Jul '18	n/a	131.3	109.0
Jun '18	128.2	129.2	109.0

Residential Heating Fuel Prices — Marsh Lake

	Furnace Oil	Arctic Stove Oil	Propane (500 gallon tank cost)
30-Jun-21	n/a	138.4	-
16-Jun-21	134.8	138.2	-
2-Jun-21	134.8	138.2	-
19-May-21	134.8	138.2	-
5-May-21	134.8	138.2	-
21-Apr-21	134.8	138.2	-
7-Apr-21	135.6	138.6	-
24-Mar-21	132.0	135.1	-
10-Mar-21	132.0	135.2	-
24-Feb-21	127.8	133.0	-
10-Feb-21	127.8	129.0	-
27-Jan-21	121.5	121.1	-
13-Jan-21	121.5	121.3	-
30-Dec-20	121.5	121.3	-
16-Dec-20	118.3	119.6	-
2-Dec-20	118.3	121.5	-
18-Nov-20	113.1	112.7	-
4-Nov-20	113.1	112.7	-
21-Oct-20	113.1	106.4	-
7-Oct-20	107.8	111.0	-
23-Sep-20	107.8	103.8	-
9-Sep-20	107.8	103.8	-
26-Aug-20	107.8	103.8	-
12-Aug-20	107.8	103.8	-
29-Jul-20	107.8	103.8	-
15-Jul-20	107.8	103.8	-
2-Jul-20	107.8	103.8	-
17-Jun-20	107.8	111.0	-
3-Jun-20	107.8	98.5	-
May '20	107.8	111.0	-
Apr '20	110.4	111.8	-
Mar '20	125.5	117.9	-
Feb '20	135.9	131.0	-
Jan '20	139.4	142.6	-
Dec '19	141.2	140.4	-
Nov '19	135.9	136.5	-
Oct '19	130.7	133.8	-
Sep '19	123.3	125.9	-
Aug '19	128.5	129.3	-
Jul '19	127.0	128.6	-
Jun '19	128.7	130.3	-
May '19	129.0	129.8	-
Apr '19	126.9	129.3	-
Mar '19	120.3	122.9	-
Feb '19	119.3	121.9	-
Jan '19	117.7	120.5	-
Dec '18	127.1	130.3	-
Nov '18	134.5	137.6	-
Oct '18	134.0	135.5	-
Sep '18	116.6	119.7	-
Aug '18	128.7	131.9	-
Jul '18	n/a	n/a	-
Jun '18	130.8	134.0	-

Residential Heating Fuel Prices — Mayo

	Furnace Oil	Arctic Stove Oil	Propane (500-gallon tank cost)
30-Jun-21	137.8	146.0	103.0
16-Jun-21	134.3	140.9	n/a
2-Jun-21	134.3	140.9	100.6
19-May-21	134.3	140.9	n/a
5-May-21	137.8	146.0	88.7
21-Apr-21	134.3	140.9	n/a
7-Apr-21	136.8	142.6	98.3
24-Mar-21	132.4	138.5	98.5
10-Mar-21	130.4	137.2	111.2
24-Feb-21	128.4	135.8	108.8
10-Feb-21	126.8	132.1	103.5
27-Jan-21	124.4	128.4	103.4
13-Jan-21	119.1	123.9	100.6
30-Dec-20	121.2	125.3	91.5
16-Dec-20	117.6	122.5	91.5
2-Dec-20	116.1	117.7	91.7
18-Nov-20	109.0	114.2	91.1
4-Nov-20	110.6	115.6	89.1
21-Oct-20	116.0	113.1	89.1
7-Oct-20	110.8	113.9	89.1
23-Sep-20	110.8	110.5	89.1
9-Sep-20	110.8	110.5	90.3
26-Aug-20	110.8	110.5	97.5
12-Aug-20	110.8	110.5	97.5
29-Jul-20	110.4	111.0	97.5
15-Jul-20	110.8	110.5	123.4
2-Jul-20	111.0	111.4	131.8
17-Jun-20	111.0	113.5	132.3
3-Jun-20	111.0	107.9	132.9
May '20	110.4	114.6	134.9
Apr '20	113.3	117.4	135.9
Mar '20	126.6	126.7	139.6
Feb '20	141.2	140.3	140.6
Jan '20	143.4	148.1	140.8
Dec '19	144.7	147.4	146.5
Nov '19	141.1	144.2	128.3
Oct '19	136.7	139.8	127.0
Sep '19	127.5	131.3	123.2
Aug '19	134.8	136.2	124.2
Jul '19	133.8	135.3	124.2
Jun '19	137.4	139.2	124.2
May '19	135.4	137.0	124.2
Apr '19	136.9	139.6	124.2
Mar '19	133.9	137.1	124.2
Feb '19	133.6	136.7	119.0
Jan '19	129.1	132.3	119.0
Dec '18	136.2	139.3	115.7
Nov '18	145.2	148.0	117.1
Oct '18	142.2	145.5	115.5
Sep '18	135.5	141.3	113.2
Aug '18	137.3	143.6	110.9
Jul '18	135.5	143.2	109.0
Jun '18	138.4	143.1	109.0

Residential Heating Fuel Prices — Pelly Crossing

	Furnace Oil	Arctic Stove Oil	Propane (500 gallon tank cost)
30-Jun-21	n/a	144.2	-
16-Jun-21	136.9	142.1	-
2-Jun-21	136.9	142.1	-
19-May-21	136.9	142.1	-
5-May-21	136.9	142.1	-
21-Apr-21	136.9	142.1	-
7-Apr-21	137.7	142.5	-
24-Mar-21	134.1	139.0	-
10-Mar-21	134.1	139.0	-
24-Feb-21	129.9	132.9	-
10-Feb-21	129.9	132.9	-
27-Jan-21	123.6	124.8	-
13-Jan-21	123.6	125.2	-
30-Dec-20	123.6	125.2	-
16-Dec-20	120.4	123.2	-
2-Dec-20	120.4	123.6	-
18-Nov-20	115.2	116.4	-
4-Nov-20	115.2	116.4	-
21-Oct-20	115.2	110.6	-
7-Oct-20	109.9	113.1	-
23-Sep-20	109.9	108.0	-
9-Sep-20	109.9	108.0	-
26-Aug-20	109.9	108.0	-
12-Aug-20	109.9	108.0	-
29-Jul-20	109.9	108.0	-
15-Jul-20	109.9	108.0	-
2-Jul-20	109.9	108.0	-
17-Jun-20	109.9	113.1	-
3-Jun-20	109.9	102.7	-
May '20	109.9	113.1	-
Apr '20	112.5	115.7	-
Mar '20	127.6	122.1	-
Feb '20	138.0	135.2	-
Jan '20	141.5	146.1	-
Dec '19	143.3	144.6	-
Nov '19	138.0	141.0	-
Oct '19	132.8	135.9	-
Sep '19	125.4	131.5	-
Aug '19	134.6	135.6	-
Jul '19	128.7	134.2	-
Jun '19	130.5	135.5	-
May '19	130.5	138.9	-
Apr '19	129.3	138.0	-
Mar '19	127.7	137.4	-
Feb '19	125.6	134.8	-
Jan '19	119.3	126.4	-
Dec '18	129.8	132.9	-
Nov '18	138.2	142.5	-
Oct '18	138.2	143.6	-
Sep '18	n/a	n/a	-
Aug '18	130.8	134.0	-
Jul '18	n/a	n/a	-
Jun '18	132.9	136.1	-

Residential Heating Fuel Prices — Ross River

	Furnace Oil	Arctic Stove Oil	Propane (500-gallon tank cost)
30-Jun-21	151.9	151.2	103.0
16-Jun-21	145.1	146.3	n/a
2-Jun-21	145.1	146.3	100.6
19-May-21	145.1	146.3	n/a
5-May-21	145.1	146.3	88.7
21-Apr-21	144.2	146.3	n/a
7-Apr-21	139.1	146.7	98.3
24-Mar-21	136.5	143.1	98.5
10-Mar-21	136.5	143.2	111.2
24-Feb-21	129.2	140.9	108.8
10-Feb-21	131.3	137.0	103.5
27-Jan-21	126.0	128.6	103.4
13-Jan-21	123.4	129.3	100.6
30-Dec-20	125.0	128.1	91.5
16-Dec-20	121.8	125.0	91.5
2-Dec-20	121.8	125.0	91.7
18-Nov-20	116.6	119.7	91.1
4-Nov-20	113.9	119.7	89.1
21-Oct-20	116.6	119.7	89.1
7-Oct-20	113.9	114.5	89.1
23-Sep-20	113.4	114.5	89.1
9-Sep-20	113.4	114.5	90.3
26-Aug-20	113.4	114.5	97.5
12-Aug-20	111.3	114.5	97.5
29-Jul-20	118.7	114.5	97.5
15-Jul-20	118.7	n/a	123.8
2-Jul-20	111.3	n/a	131.8
17-Jun-20	111.3	n/a	132.3
3-Jun-20	115.5	n/a	132.9
May '20	115.0	n/a	134.9
Apr '20	119.9	n/a	135.9
Mar '20	141.1	132.0	139.6
Feb '20	148.6	142.5	140.6
Jan '20	146.8	146.0	140.8
Dec '19	149.2	147.8	146.5
Nov '19	143.0	142.5	128.3
Oct '19	150.4	137.3	127.0
Sep '19	141.3	129.9	123.2
Aug '19	148.6	129.9	124.2
Jul '19	142.7	131.3	124.2
Jun '19	141.5	134.0	124.2
May '19	146.1	n/a	124.2
Apr '19	139.4	132.4	124.2
Mar '19	135.3	130.5	124.2
Feb '19	133.3	128.1	119.0
Jan '19	122.5	121.8	119.0
Dec '18	142.5	132.3	115.7
Nov '18	148.4	140.7	117.1
Oct '18	144.6	140.7	115.5
Sep '18	151.7	n/a	113.2
Aug '18	140.6	133.4	111.3
Jul '18	149.8	n/a	109.0
Jun '18	141.2	135.5	109.0

Residential Heating Fuel Prices — Stewart Crossing

	Furnace Oil	Arctic Stove Oil	Propane (500-gallon tank cost)
30-Jun-21	n/a	n/a	-
16-Jun-21	137.2	140.4	-
2-Jun-21	137.2	140.4	-
19-May-21	137.2	140.4	-
5-May-21	137.2	140.4	-
21-Apr-21	137.2	140.4	-
7-Apr-21	138.0	141.2	-
24-Mar-21	134.4	137.6	-
10-Mar-21	134.4	137.6	-
24-Feb-21	130.2	133.4	-
10-Feb-21	130.2	133.4	-
27-Jan-21	123.9	127.1	-
13-Jan-21	123.9	127.1	-
30-Dec-20	123.9	127.1	-
16-Dec-20	120.8	123.9	-
2-Dec-20	120.8	123.9	-
18-Nov-20	115.5	118.7	-
4-Nov-20	115.5	118.7	-
21-Oct-20	115.5	118.7	-
7-Oct-20	110.3	113.4	-
23-Sep-20	110.3	113.4	-
9-Sep-20	110.3	113.4	-
26-Aug-20	110.3	113.4	-
12-Aug-20	110.3	113.4	-
29-Jul-20	110.3	113.4	-
15-Jul-20	110.3	113.4	-
2-Jul-20	110.3	113.4	-
17-Jun-20	110.3	113.4	-
3-Jun-20	110.3	113.4	-
May '20	110.3	113.4	-
Apr '20	112.8	115.9	-
Mar '20	127.9	131.0	-
Feb '20	138.3	141.5	-
Jan '20	141.8	145.0	-
Dec '19	143.6	146.7	-
Nov '19	138.3	141.5	-
Oct '19	131.1	136.2	-
Sep '19	125.7	128.9	-
Aug '19	125.7	128.9	-
Jul '19	127.2	130.4	-
Jun '19	130.3	133.5	-
May '19	130.3	133.5	-
Apr '19	128.8	131.9	-
Mar '19	127.2	130.3	-
Feb '19	125.1	128.2	-
Jan '19	118.8	121.9	-
Dec '18	129.3	132.4	-
Nov '18	137.7	140.9	-
Oct '18	137.7	140.9	-
Sep '18	n/a	n/a	-
Aug '18	128.0	131.4	-
Jul '18	n/a	n/a	-
Jun '18	132.9	136.1	-

Residential Heating Fuel Prices — Tagish & Teslin

	Tagish		
	Furnace Oil	Arctic Stove Oil	Propane (500-gallon tank cost)
30-Jun-21	n/a	138.4	-
16-Jun-21	134.8	138.2	-
2-Jun-21	134.8	138.2	-
19-May-21	134.8	138.2	-
5-May-21	134.8	138.2	-
21-Apr-21	134.8	138.2	-
7-Apr-21	135.6	138.6	-
24-Mar-21	132.0	135.1	-
10-Mar-21	132.0	135.2	-
24-Feb-21	127.8	133.0	-
10-Feb-21	127.8	129.0	-
27-Jan-21	121.5	121.1	-
13-Jan-21	121.5	121.3	-
30-Dec-20	121.5	121.3	-
16-Dec-20	118.3	119.6	-
2-Dec-20	118.3	121.5	-
18-Nov-20	113.1	112.7	-
4-Nov-20	113.1	112.7	-
21-Oct-20	113.1	106.4	-
7-Oct-20	107.8	111.0	-
23-Sep-20	107.8	103.8	-
9-Sep-20	107.8	103.8	-
26-Aug-20	107.8	103.8	-
12-Aug-20	107.8	103.8	-
29-Jul-20	107.8	103.8	-
15-Jul-20	107.8	103.8	-
2-Jul-20	107.8	103.8	-
17-Jun-20	107.8	111.0	-
3-Jun-20	107.8	98.5	-
May '20	107.8	111.0	-
Apr '20	110.4	112.7	-
Mar '20	125.5	117.9	-
Feb '20	135.9	131.0	-
Jan '20	139.4	142.6	-
Dec '19	141.2	140.4	-
Nov '19	135.9	136.5	-
Oct '19	130.7	133.8	-
Sep '19	123.3	125.9	-
Aug '19	128.5	129.3	-
Jul '19	127.0	128.6	-
Jun '19	128.7	130.3	-
May '19	129.0	129.8	-
Apr '19	126.9	129.3	-
Mar '19	120.3	122.9	-
Feb '19	119.3	121.9	-
Jan '19	117.7	120.5	-
Dec '18	127.1	130.3	-
Nov '18	134.5	135.9	-
Oct '18	134.0	133.4	-
Sep '18	116.6	131.3	-
Aug '18	128.9	132.5	-
Jul '18	n/a	134.1	-
Jun '18	130.3	135.2	-

	Teslin		
	Furnace Oil	Arctic Stove Oil	Propane (500-gallon tank cost)
30-Jun-21	n/a	141.8	103.0
16-Jun-21	135.7	140.3	n/a
2-Jun-21	135.7	140.3	100.6
19-May-21	135.7	140.3	n/a
5-May-21	135.7	140.3	88.7
21-Apr-21	135.7	140.3	n/a
7-Apr-21	136.4	140.7	98.3
24-Mar-21	132.8	137.2	98.5
10-Mar-21	132.8	137.2	111.2
24-Feb-21	128.6	135.1	108.8
10-Feb-21	128.6	131.1	103.5
27-Jan-21	122.3	123.1	103.4
13-Jan-21	122.3	123.4	100.6
30-Dec-20	122.3	123.4	91.5
16-Dec-20	119.2	121.6	91.5
2-Dec-20	119.2	122.3	91.7
18-Nov-20	113.9	114.7	91.1
4-Nov-20	113.9	114.7	89.1
21-Oct-20	113.9	108.4	89.1
7-Oct-20	108.7	111.8	89.1
23-Sep-20	108.7	105.8	89.1
9-Sep-20	108.7	105.8	90.3
26-Aug-20	108.7	105.8	97.5
12-Aug-20	108.7	105.8	97.5
29-Jul-20	108.7	105.8	97.5
15-Jul-20	108.7	105.8	123.4
2-Jul-20	108.7	105.8	131.8
17-Jun-20	108.7	111.8	132.3
3-Jun-20	108.7	100.5	132.9
May '20	108.7	111.8	134.9
Apr '20	111.2	114.1	135.9
Mar '20	126.3	119.9	139.6
Feb '20	136.8	133.0	140.6
Jan '20	140.3	144.2	140.8
Dec '19	142.0	142.4	146.5
Nov '19	136.8	138.5	128.3
Oct '19	131.5	134.7	127.0
Sep '19	124.2	128.3	123.2
Aug '19	130.3	131.1	124.2
Jul '19	128.0	129.6	124.2
Jun '19	129.6	131.1	124.2
May '19	129.9	130.7	124.2
Apr '19	127.7	130.0	124.2
Mar '19	121.7	119.7	124.2
Feb '19	120.7	119.7	119.0
Jan '19	119.1	123.2	119.0
Dec '18	128.9	131.8	115.7
Nov '18	135.9	138.6	117.1
Oct '18	135.4	134.4	115.5
Sep '18	118.7	121.8	113.2
Aug '18	128.9	132.1	111.3
Jul '18	n/a	n/a	109.0
Jun '18	131.0	134.2	109.0

Residential Heating Fuel Prices — Watson Lake

	Furnace Oil	Arctic Stove Oil	Propane (500-gallon tank cost)
30-Jun-21	n/a	151.1	103.0
16-Jun-21	138.8	146.5	n/a
2-Jun-21	138.8	146.5	100.6
19-May-21	138.8	146.5	n/a
5-May-21	138.8	146.5	88.7
21-Apr-21	138.8	146.5	n/a
7-Apr-21	139.7	147.0	98.3
24-Mar-21	136.0	143.3	98.5
10-Mar-21	136.0	143.4	111.2
24-Feb-21	131.8	141.2	108.8
10-Feb-21	131.8	137.2	103.5
27-Jan-21	125.5	128.9	103.4
13-Jan-21	125.5	129.5	100.6

30-Dec-20	125.5	129.5	91.5
16-Dec-20	122.3	127.3	91.5
2-Dec-20	122.3	125.5	91.7
18-Nov-20	117.1	120.5	91.1
4-Nov-20	117.1	120.5	89.1
21-Oct-20	117.1	113.7	89.1
7-Oct-20	111.8	115.0	89.1
23-Sep-20	111.8	111.0	89.1
9-Sep-20	111.8	111.0	90.3
26-Aug-20	111.8	111.0	97.5
12-Aug-20	111.8	111.0	97.5
29-Jul-20	111.8	111.0	97.5
15-Jul-20	111.8	111.0	123.4
2-Jul-20	111.8	111.0	131.8
17-Jun-20	111.8	115.0	132.3
3-Jun-20	111.8	105.8	132.9

	Furnace Oil	Arctic Stove Oil	Propane (500-gallon tank cost)
May '20	111.8	115.0	134.9
Apr '20	114.4	118.2	135.9
Mar '20	129.5	125.1	139.6
Feb '20	139.9	138.2	140.6
Jan '20	143.4	148.7	140.8

Dec '19	145.2	147.7	146.5
Nov '19	139.9	143.7	128.3
Oct '19	134.7	137.8	127.0
Sep '19	127.3	130.5	123.2
Aug '19	127.3	130.5	124.2
Jul '19	127.6	130.8	124.2
Jun '19	128.1	131.3	124.2
May '19	128.1	131.3	124.2
Apr '19	126.6	129.7	124.2
Mar '19	125.0	128.1	124.2
Feb '19	122.9	126.0	119.0
Jan '19	116.6	119.7	119.0

Dec '18	127.1	130.2	115.7
Nov '18	135.5	138.6	117.1
Oct '18	135.5	138.6	115.5
Sep '18	n/a	n/a	113.2
Aug '18	128.1	131.3	111.3
Jul '18	n/a	n/a	109.0
Jun '18	130.2	133.4	109.0

Next release: July 30, 2021