



## Yukon Fuel Price Survey November 2021

### Retail Motor Fuel Prices in Yukon

	Self-serve			% Change Nov 18, 2020 to Nov 17, 2021		
	regular	premium	diesel	regular	premium	diesel
Whitehorse	156.3	165.8	154.3	30.8%	28.3%	30.0%
Beaver Creek	174.9	189.9	174.9	16.7%	18.8%	12.9%
Burwash Landing	159.9	167.9	149.9	n/a	n/a	n/a
Carcross	164.9	-	169.9	21.3%	-	25.0%
Carmacks	166.9	179.9	167.9	28.5%	28.6%	40.0%
Dawson City	171.1	180.9	169.9	28.5%	20.7%	27.6%
Destruction Bay	171.9	187.9	175.9	n/a	n/a	n/a
Eagle Plains	180.0	-	170.0	28.6%	-	17.2%
Faro	165.9	-	164.9	26.7%	-	26.9%
Haines Junction	160.7	170.6	157.2	30.4%	29.6%	23.9%
Jake's Corner	155.9	166.9	154.9	30.0%	32.6%	29.2%
Mayo	160.9	-	156.9	25.8%	-	22.7%
Pelly Crossing	158.9	168.9	153.9	n/a	n/a	n/a
Ross River	169.9	-	167.9	n/a	-	n/a
Stewart Crossing	165.9	176.9	164.9	n/a	n/a	n/a
Teslin	161.9	170.9	158.4	30.7%	29.6%	27.8%
Watson Lake	153.9	164.9	152.9	33.9%	32.0%	31.9%

As of November 17, 2021, average **regular self-serve** gasoline prices ranged from 153.9¢ per litre in Watson Lake to 180.0¢ per litre in Eagle Plains; a difference of 26.1¢. In communities offering **premium self-serve** gasoline, prices ranged from 164.9¢ in Watson Lake to 189.9¢ in Beaver Creek; a difference of 25.0¢. **Diesel self-serve**, prices ranged from 149.9¢ in Burwash Landing to 175.9¢ in Destruction Bay; a difference of 26.0¢ per litre.

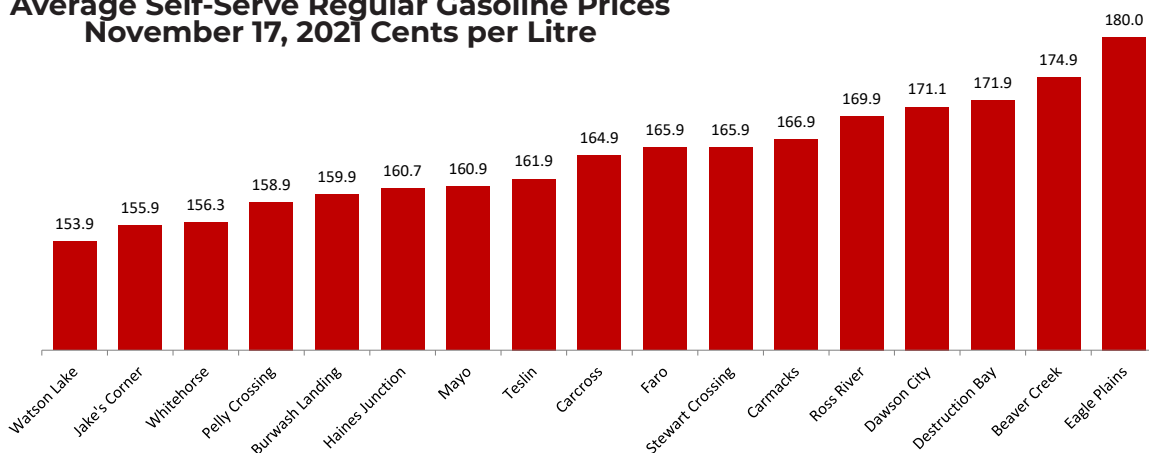
Comparing November 17, 2021 to November 18, 2020, **regular self-serve** gasoline prices increased in all Yukon communities with the largest percentage increase at Watson Lake (33.9%). **Diesel self-serve** prices increased in all Yukon communities with the largest percentage increase in Carmacks (40.0%).

	Full-serve				% Change Nov 18, 2020 to Nov 17, 2021			
	regular	premium	diesel	propane	regular	premium	diesel	propane
Whitehorse	155.9	165.9	154.9	125.5	31.7%	28.7%	30.8%	19.6%
Dawson City	-	-	-	135.0	-	-	-	0.0%
Destruction Bay	-	-	-	136.9	-	-	-	n/a
Eagle Plains	-	-	-	145.0	-	-	-	0.7%
Teslin	-	-	-	110.0	-	-	-	0.0%
Watson Lake	-	-	-	120.0	-	-	-	6.3%

In communities offering **full-serve propane** fuel services, prices ranged from 110.0¢ per litre in Teslin to 145.0 per litre in Eagle Plains; a difference of 35.0¢. Year-over-year, prices of full-serve propane increased in Whitehorse, Eagle Plains and Watson Lake; remained the same in Dawson City, and Teslin; and was unavailable in Destruction Bay.

Notes:  
All prices are Canadian cents per litre, including all applicable taxes.  
"n/a" indicates this information was not available for the reporting period.  
"-" indicates this service was not available in this community at this time.

### Average Self-Serve Regular Gasoline Prices November 17, 2021 Cents per Litre

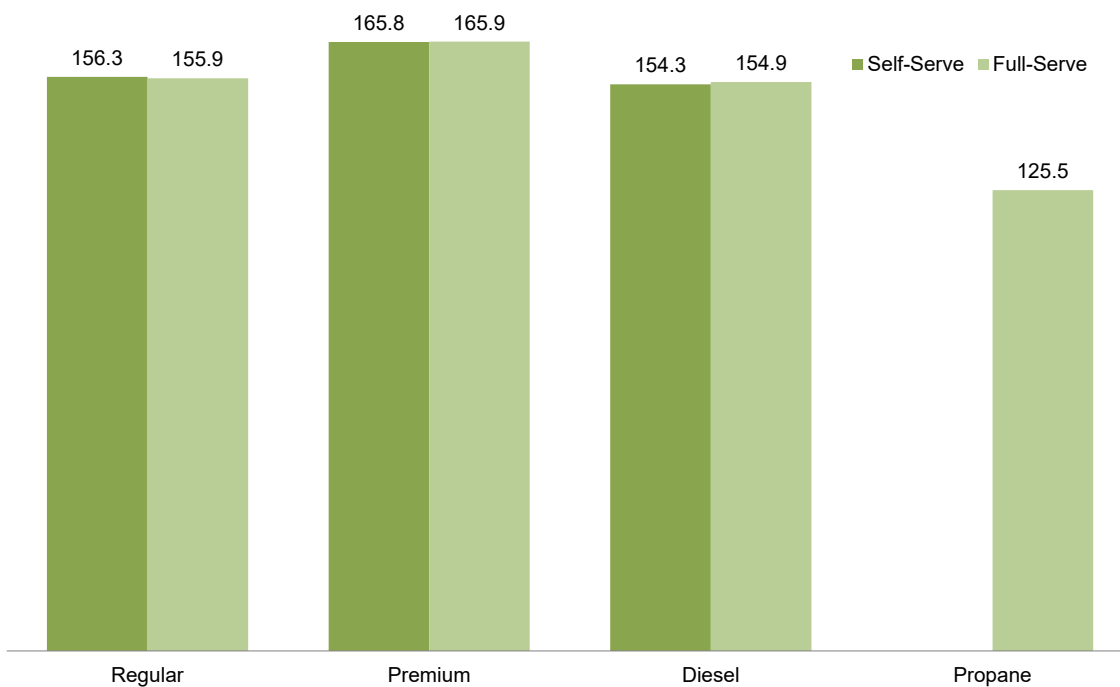


## Retail Motor Fuel Prices — Whitehorse

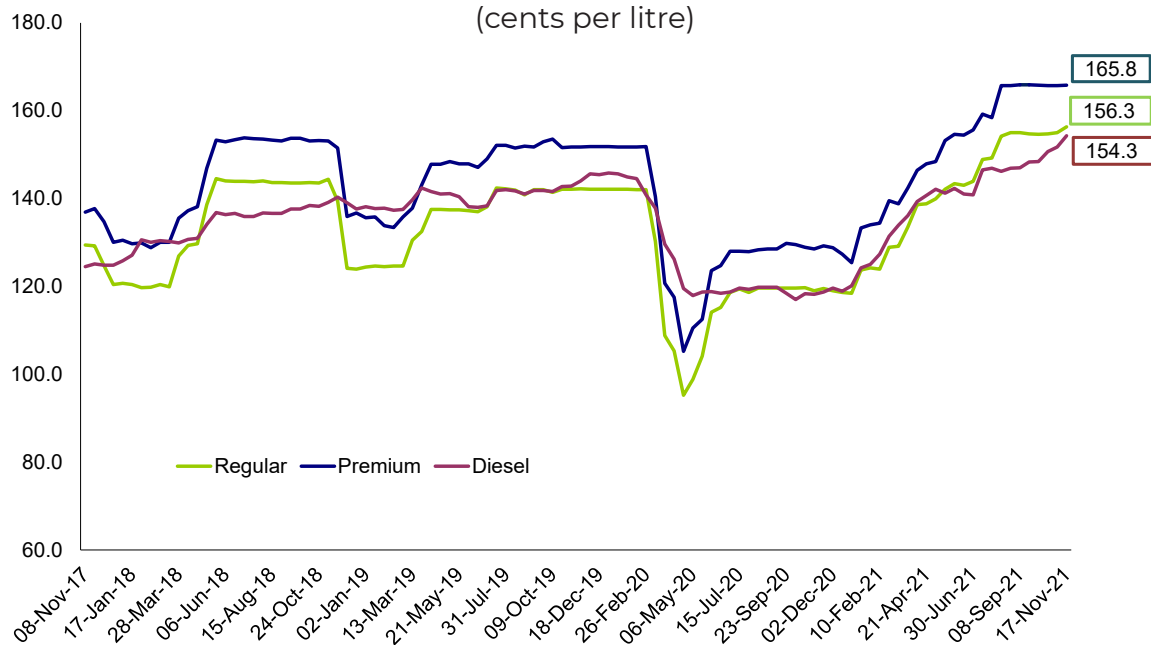
	Self-serve			Full-serve			
	regular	premium	diesel	regular	premium	diesel	propane
17-Nov-21	156.3	165.8	154.3	155.9	165.9	154.9	125.5
3-Nov-21	155.0	165.7	151.7	155.9	165.9	154.9	123.6
20-Oct-21	154.7	165.7	150.7	155.9	165.9	154.9	123.6
6-Oct-21	154.6	165.8	148.4	155.9	165.9	154.9	123.6
22-Sep-21	154.7	165.9	148.3	155.9	165.9	147.9	118.9
8-Sep-21	155.0	165.9	147.0	155.9	165.9	147.9	116.9
25-Aug-21	155.0	165.7	146.9	154.9	164.9	145.9	116.9
11-Aug-21	154.2	165.7	146.2	154.9	164.9	145.9	116.9
28-Jul-21	149.2	158.4	146.9	145.9	155.9	142.9	115.9
14-Jul-21	148.9	159.2	146.5	145.9	155.9	142.9	115.9
30-Jun-21	143.9	155.6	140.8	144.9	154.9	142.9	113.9
16-Jun-21	143.0	154.4	141.0	144.9	154.9	142.9	113.6
2-Jun-21	143.4	154.6	142.3	144.9	154.9	142.9	113.9
19-May-21	142.1	153.2	141.2	144.9	154.9	142.9	112.2
5-May-21	139.9	148.4	142.1	144.4	154.4	150.9	111.2
21-Apr-21	138.8	147.9	140.7	139.9	149.9	142.9	111.2
7-Apr-21	138.6	146.4	139.3	135.9	145.9	138.9	107.2
24-Mar-21	133.5	142.4	136.1	134.9	144.9	137.9	107.9
10-Mar-21	129.1	138.8	133.9	129.9	139.9	137.9	109.9
24-Feb-21	128.9	139.5	131.4	129.9	139.9	139.9	112.9
10-Feb-21	123.9	134.4	127.3	124.9	134.9	130.9	111.6
27-Jan-21	124.2	134.0	125.0	124.9	129.9	125.9	111.6
13-Jan-21	123.7	133.3	124.2	124.9	134.9	125.9	110.2
30-Dec-20	118.4	125.4	120.1	119.9	123.9	119.9	104.9
16-Dec-20	118.6	127.3	118.9	119.9	129.9	119.9	104.9
2-Dec-20	119.0	128.8	119.6	119.9	130.4	119.9	104.9
18-Nov-20	119.5	129.2	118.7	118.4	128.9	118.4	104.9
4-Nov-20	119.0	128.5	118.2	118.4	126.9	118.4	108.2
Oct '20	119.7	129.2	117.7	118.3	126.9	117.2	104.9
Sep '20	119.6	129.2	119.1	118.2	126.9	118.2	107.7
Aug '20	119.6	128.4	119.8	119.7	129.9	119.7	107.7
Jul '20	118.9	128.0	119.2	119.7	128.2	119.7	105.9
Jun '20	114.7	124.2	118.6	116.1	125.2	119.8	105.6
May '20	101.5	111.5	118.3	103.4	111.2	117.2	103.9
Apr '20	100.3	111.4	122.9	100.9	116.2	123.2	102.2
Mar '20	119.5	130.6	133.7	120.1	135.5	138.4	103.3
Feb '20	142.0	151.8	142.7	142.6	153.2	143.7	106.8
Jan '20	142.1	151.7	145.4	142.6	153.2	145.7	106.8
Dec '19	142.1	151.8	145.5	142.9	153.6	146.9	106.2
Nov '19	142.2	151.7	143.4	142.9	153.4	143.6	104.9
Oct '19	141.8	152.6	142.2	142.9	153.5	142.2	102.9
Sep '19	142.0	152.3	141.8	142.9	153.7	143.1	100.8
Aug '19	141.4	151.7	141.4	142.9	153.9	142.9	101.0
Jul '19	140.9	151.1	140.7	141.8	152.9	140.6	101.1
Jun '19	137.1	147.5	138.1	137.3	149.5	138.9	100.7
May '19	137.4	148.2	140.8	137.9	150.1	140.9	101.5
Apr '19	137.5	147.8	141.3	137.9	149.9	141.4	100.9
Mar '19	131.5	140.5	141.1	132.9	143.6	142.4	100.1
Feb '19	124.6	134.6	137.4	124.9	136.3	138.5	99.3
Jan '19	124.5	135.1	137.9	124.9	137.4	138.9	99.9
Dec '18	124.0	136.3	138.3	124.3	139.6	138.1	102.4
Nov '18	141.9	152.3	139.7	142.4	152.1	138.8	102.4

## Retail Motor Fuel Prices — Whitehorse

Average Fuel Prices, as of November 17, 2021  
(cents per litre)



Average Self-Serve Bi-weekly Fuel Prices,  
November 2017 - November 2021  
(cents per litre)



## Retail Motor Fuel Prices - Beaver Creek & Burwash Landing

	Beaver Creek Self-serve		
	regular	premium	diesel
17-Nov-21	174.9	189.9	174.9
3-Nov-21	174.9	189.9	174.9
20-Oct-21	174.9	189.9	174.9
6-Oct-21	174.9	189.9	174.9
22-Sep-21	169.9	184.9	174.9
8-Sep-21	172.4	184.9	171.9
25-Aug-21	172.4	184.9	171.9
11-Aug-21	168.9	176.9	171.9
28-Jul-21	162.4	176.9	171.9
14-Jul-21	162.4	176.9	171.9
30-Jun-21	155.9	174.9	169.4
16-Jun-21	161.9	174.9	169.4
2-Jun-21	154.9	174.9	169.9
19-May-21	154.9	174.9	169.9
5-May-21	154.9	174.9	169.9
21-Apr-21	154.9	174.9	169.9
7-Apr-21	154.9	174.9	169.9
24-Mar-21	154.9	174.9	169.9
10-Mar-21	139.9	159.9	169.9
24-Feb-21	139.9	159.9	159.9
10-Feb-21	139.9	159.9	159.9
27-Jan-21	139.9	159.9	159.9
13-Jan-21	139.9	154.9	154.9
30-Dec-20	139.9	154.9	154.9
16-Dec-20	n/a	n/a	n/a
2-Dec-20	154.9	165.9	165.9
18-Nov-20	149.9	159.9	154.9
4-Nov-20	149.9	159.9	154.9
Oct '20	147.0	159.0	154.9
Sep '20	147.4	164.0	154.9
Aug '20	149.9	159.9	154.9
Jul '20	149.9	159.9	154.9
Jun '20	144.4	159.9	154.9
May '20	138.5	159.5	154.5
Apr '20	138.5	164.5	154.5
Mar '20	153.9	169.9	169.9
Feb '20	158.9	169.9	174.9
Jan '20	158.9	169.9	174.9
Dec '19	158.9	169.9	174.9
Nov '19	157.9	169.9	165.9
Oct '19	157.1	169.5	163.8
Sep '19	157.1	165.0	160.8
Aug '19	157.2	169.9	160.9
Jul '19	157.2	169.9	160.9
Jun '19	157.2	166.4	159.8
May '19	158.9	169.9	169.9
Apr '19	154.9	169.9	169.9
Mar '19	149.9	169.9	169.9
Feb '19	147.4	169.9	169.9
Jan '19	149.9	166.6	166.6
Dec '18	154.9	169.9	169.9
Nov '18	159.9	169.9	164.9

	Burwash Landing Self-serve		
	regular	premium	diesel
17-Nov-21	159.9	167.9	149.9
3-Nov-21	155.9	167.9	149.9
20-Oct-21	n/a	n/a	n/a
6-Oct-21	n/a	n/a	n/a
22-Sep-21	n/a	n/a	n/a
8-Sep-21	159.9	n/a	161.0
25-Aug-21	n/a	n/a	n/a
11-Aug-21	159.9	157.9	149.9
28-Jul-21	n/a	n/a	n/a
14-Jul-21	151.9	159.9	146.9
30-Jun-21	151.9	159.9	146.9
16-Jun-21	n/a	n/a	n/a
2-Jun-21	145.9	155.9	144.9
19-May-21	145.9	155.9	144.9
5-May-21	145.9	155.9	144.9
21-Apr-21	145.9	155.9	144.9
7-Apr-21	155.9	145.9	144.9
24-Mar-21	122.2	123.2	118.3
10-Mar-21	n/a	n/a	n/a
24-Feb-21	129.9	139.9	134.9
10-Feb-21	n/a	n/a	n/a
27-Jan-21	124.0	134.0	129.0
13-Jan-21	n/a	n/a	n/a
30-Dec-20	n/a	n/a	n/a
16-Dec-20	n/a	n/a	n/a
2-Dec-20	n/a	n/a	n/a
18-Nov-20	n/a	n/a	n/a
4-Nov-20	126.5	136.8	122.5
Oct '20	126.5	136.8	122.5
Sep '20	n/a	n/a	n/a
Aug '20	125.9	133.1	127.3
Jul '20	126.3	133.0	124.7
Jun '20	105.9	113.9	129.9
May '20	105.9	113.9	129.9
Apr '20	n/a	n/a	n/a
Mar '20	142.9	152.9	142.9
Feb '20	142.9	n/a	n/a
Jan '20	142.9	152.9	142.9
Dec '19	142.9	152.9	142.9
Nov '19	142.9	152.9	142.9
Oct '19	142.9	152.9	142.9
Sep '19	142.9	152.9	142.9
Aug '19	142.9	152.9	142.9
Jul '19	140.4	150.4	141.4
Jun '19	132.9	142.9	139.9
May '19	132.9	142.9	139.9
Apr '19	n/a	n/a	n/a
Mar '19	126.0	136.0	138.9
Feb '19	126.0	136.0	138.9
Jan '19	133.5	144.5	138.9
Dec '18	140.9	152.9	138.9
Nov '18	147.9	157.9	138.4

## Retail Motor Fuel Prices — Carcross & Carmacks

	Carcross Self-serve				Carmacks Self-serve		
	regular	premium	diesel		regular	premium	diesel
17-Nov-21	164.9	-	169.9	17-Nov-21	166.9	179.9	167.9
3-Nov-21	164.9	-	169.9	3-Nov-21	166.9	179.9	167.9
20-Oct-21	164.9	-	157.9	20-Oct-21	165.9	176.9	161.4
6-Oct-21	164.9	-	157.9	6-Oct-21	164.9	174.4	154.9
22-Sep-21	164.9	-	157.9	22-Sep-21	164.9	173.9	154.9
8-Sep-21	164.9	-	157.9	8-Sep-21	164.9	174.4	154.9
25-Aug-21	164.9	-	157.9	25-Aug-21	164.9	172.4	154.9
11-Aug-21	164.9	-	157.9	11-Aug-21	159.9	169.9	154.9
28-Jul-21	159.9	-	157.9	28-Jul-21	157.4	166.9	154.9
14-Jul-21	159.9	-	157.9	14-Jul-21	154.9	164.4	147.9
30-Jun-21	154.9	-	157.9	30-Jun-21	154.9	164.4	147.9
16-Jun-21	154.9	-	157.9	16-Jun-21	154.9	164.4	147.9
2-Jun-21	154.9	-	157.9	2-Jun-21	154.9	164.4	147.9
19-May-21	154.9	-	157.9	19-May-21	148.9	158.9	147.9
5-May-21	148.9	-	149.9	5-May-21	148.9	158.9	147.9
21-Apr-21	148.9	-	149.9	21-Apr-21	148.9	158.9	147.9
7-Apr-21	148.9	-	149.9	7-Apr-21	144.9	154.9	145.9
24-Mar-21	148.9	-	149.9	24-Mar-21	142.9	152.9	145.9
10-Mar-21	144.9	-	145.9	10-Mar-21	136.9	146.9	139.9
24-Feb-21	144.9	-	145.9	24-Feb-21	136.9	146.9	136.9
10-Feb-21	138.9	-	144.9	10-Feb-21	129.9	139.9	136.9
27-Jan-21	138.9	-	139.9	27-Jan-21	123.7	133.2	123.7
13-Jan-21	138.9	-	139.9	13-Jan-21	129.9	139.9	129.9
30-Dec-20	135.9	-	135.9	30-Dec-20	129.9	139.9	119.9
16-Dec-20	135.9	-	135.9	16-Dec-20	129.9	139.9	119.9
2-Dec-20	135.9	-	135.9	2-Dec-20	129.9	139.9	119.9
18-Nov-20	135.9	-	135.9	18-Nov-20	129.9	139.9	119.9
4-Nov-20	135.9	-	135.9	4-Nov-20	129.9	139.9	119.9
Oct '20	135.9	-	129.9	Oct '20	129.9	139.9	122.4
Sep '20	129.9	-	135.4	Sep '20	129.8	139.9	124.9
Aug '20	135.9	-	129.9	Aug '20	129.9	139.9	123.5
Jul '20	134.6	-	129.9	Jul '20	131.2	139.7	118.6
Jun '20	127.9	-	129.9	Jun '20	122.4	132.4	118.9
May '20	110.9	-	129.9	May '20	108.9	118.9	121.4
Apr '20	112.9	-	129.9	Apr '20	109.9	122.4	126.9
Mar '20	148.9	-	153.9	Mar '20	138.2	148.2	149.9
Feb '20	152.9	-	157.9	Feb '20	152.9	162.9	159.9
Jan '20	152.9	-	157.9	Jan '20	152.9	162.9	165.9
Dec '19	152.9	-	157.9	Dec '19	152.9	162.9	155.9
Nov '19	152.9	-	157.9	Nov '19	152.9	162.9	155.9
Oct '19	149.9	-	154.9	Oct '19	152.9	162.9	155.9
Sep '19	149.9	-	154.9	Sep '19	152.9	162.9	155.9
Aug '19	149.9	-	154.9	Aug '19	152.9	162.9	155.9
Jul '19	149.9	-	154.9	Jul '19	152.9	162.9	155.9
Jun '19	147.9	-	154.9	Jun '19	152.9	160.4	154.9
May '19	147.9	-	154.9	May '19	152.9	160.4	154.9
Apr '19	147.9	-	154.9	Apr '19	147.2	157.2	151.9
Mar '19	139.9	-	149.9	Mar '19	134.9	144.9	146.9
Feb '19	134.9	-	149.9	Feb '19	129.9	139.9	142.4
Jan '19	134.9	-	149.9	Jan '19	129.9	139.9	144.6
Dec '18	134.9	-	149.9	Dec '18	133.4	146.7	152.2
Nov '18	152.4	-	154.9	Nov '18	149.9	162.4	155.9

## Retail Motor Fuel Prices — Dawson City & Destruction Bay

	Dawson City Self-serve			Full-serve		Destruction Bay Self-serve			Full-serve
	regular	premium	diesel	propane		regular	premium	diesel	propane
17-Nov-21	171.1	180.9	169.9	135.0	17-Nov-21	171.9	187.9	175.9	136.9
3-Nov-21	165.7	179.9	160.3	135.0	3-Nov-21	n/a	n/a	n/a	n/a
20-Oct-21	165.7	179.9	160.3	135.0	20-Oct-21	171.9	187.9	175.9	136.9
6-Oct-21	163.6	179.9	160.6	135.0	6-Oct-21	171.9	187.9	175.9	136.9
22-Sep-21	163.6	178.9	160.6	135.0	22-Sep-21	163.9	179.9	159.9	136.9
8-Sep-21	163.1	177.9	159.4	135.0	8-Sep-21	162.9	178.9	157.9	136.9
25-Aug-21	160.8	177.4	158.6	135.0	25-Aug-21	164.9	180.9	156.9	136.9
11-Aug-21	157.7	177.4	156.2	135.0	11-Aug-21	164.9	180.9	156.9	136.9
28-Jul-21	159.9	169.9	159.9	135.0	28-Jul-21	163.9	179.9	155.9	136.9
14-Jul-21	161.4	169.9	163.4	135.0	14-Jul-21	163.9	179.9	153.9	136.9
30-Jun-21	148.2	164.4	150.4	135.0	30-Jun-21	159.9	175.9	152.9	136.9
16-Jun-21	147.7	163.4	150.4	135.0	16-Jun-21	156.9	172.9	151.9	136.9
2-Jun-21	147.7	163.4	150.4	135.0	2-Jun-21	155.9	171.9	157.9	136.9
19-May-21	144.9	165.8	147.6	n/a	19-May-21	155.9	171.9	157.9	136.9
5-May-21	150.4	159.9	152.7	135.0	5-May-21	156.9	172.9	154.9	136.9
21-Apr-21	144.2	159.9	146.4	135.0	21-Apr-21	n/a	n/a	n/a	n/a
7-Apr-21	146.9	158.4	149.2	135.0	7-Apr-21	150.9	166.9	152.9	136.9
24-Mar-21	143.2	155.9	147.1	135.0	24-Mar-21	n/a	n/a	n/a	n/a
10-Mar-21	139.2	149.5	142.7	135.0	10-Mar-21	148.9	164.9	156.9	136.9
24-Feb-21	136.8	149.7	141.6	135.0	24-Feb-21	146.9	162.9	153.9	136.9
10-Feb-21	130.6	149.5	133.3	n/a	10-Feb-21	n/a	n/a	n/a	n/a
27-Jan-21	136.2	152.0	137.7	n/a	27-Jan-21	n/a	n/a	n/a	n/a
13-Jan-21	131.8	146.7	134.2	n/a	13-Jan-21	n/a	n/a	n/a	n/a
30-Dec-20	127.1	146.5	129.5	n/a	30-Dec-20	n/a	n/a	n/a	n/a
16-Dec-20	126.5	144.9	128.8	n/a	16-Dec-20	129.9	145.9	139.9	136.9
2-Dec-20	133.2	149.9	133.1	135.0	2-Dec-20	n/a	n/a	n/a	n/a
18-Nov-20	133.2	149.9	133.1	135.0	18-Nov-20	n/a	n/a	n/a	n/a
4-Nov-20	130.2	149.9	130.1	135.0	4-Nov-20	129.9	145.9	131.9	136.9
Oct '20	140.4	149.4	140.2	130.0	Oct '20	131.9	147.9	131.4	136.9
Sep '20	140.4	148.9	139.7	125.0	Sep '20	133.9	149.9	124.9	136.9
Aug '20	140.4	148.9	139.7	125.0	Aug '20	133.9	149.9	124.9	136.9
Jul '20	133.0	148.7	133.3	125.0	Jul '20	133.9	149.9	125.9	136.9
Jun '20	124.3	144.1	128.1	n/a	Jun '20	n/a	n/a	n/a	n/a
May '20	114.6	128.3	127.0	n/a	May '20	n/a	n/a	n/a	n/a
Apr '20	117.9	121.4	144.7	n/a	Apr '20	n/a	n/a	n/a	n/a
Mar '20	143.4	147.3	147.8	n/a	Mar '20	142.9	158.9	150.9	136.9
Feb '20	149.9	156.3	157.8	n/a	Feb '20	142.9	158.9	149.9	136.9
Jan '20	150.7	158.4	164.9	n/a	Jan '20	142.9	158.9	156.9	136.9
Dec '19	152.7	164.5	158.4	135.0	Dec '19	143.9	159.9	162.9	136.9
Nov '19	155.0	164.7	160.5	135.0	Nov '19	141.9	157.9	156.9	136.9
Oct '19	154.0	164.4	153.7	135.0	Oct '19	141.9	157.9	152.9	136.9
Sep '19	158.9	164.9	155.8	135.0	Sep '19	142.4	156.4	143.9	136.9
Aug '19	155.2	166.7	152.1	135.0	Aug '19	140.9	154.9	141.9	137.9
Jul '19	154.9	167.3	154.0	135.0	Jul '19	145.9	159.6	142.9	136.9
Jun '19	155.5	167.1	156.3	135.0	Jun '19	149.9	162.9	147.9	136.9
May '19	157.4	168.4	160.9	135.0	May '19	150.9	163.9	149.9	136.9
Apr '19	150.7	168.4	155.9	n/a	Apr '19	n/a	n/a	n/a	n/a
Mar '19	141.4	158.2	154.3	n/a	Mar '19	140.9	153.9	149.9	136.9
Feb '19	138.3	153.4	150.2	n/a	Feb '19	130.9	143.9	144.9	136.9
Jan '19	136.1	151.8	148.1	n/a	Jan '19	133.6	146.6	148.6	136.9
Dec '18	139.0	169.5	151.0	n/a	Dec '18	142.9	155.9	156.9	138.5
Nov '18	155.4	173.0	154.2	135.0	Nov '18	145.9	158.9	154.4	140.0

## Retail Motor Fuel Prices — Eagle Plains & Faro

	Eagle Plains Self-Serve			Full-serve		Faro Self-Serve		
	regular	premium	diesel			regular	premium	diesel
17-Nov-21	180.0	-	170.0	145.0		165.9	-	164.9
3-Nov-21	172.0	-	165.0	144.0		165.9	-	164.9
20-Oct-21	172.0	-	165.0	144.0		165.9	-	164.9
6-Oct-21	174.0	-	165.0	144.0		165.9	-	164.9
22-Sep-21	165.0	-	165.0	144.0		165.9	-	156.9
8-Sep-21	165.0	-	160.0	144.0		165.9	-	156.9
25-Aug-21	165.9	-	165.0	144.0		165.9	-	156.9
11-Aug-21	165.9	-	165.0	144.0		n/a	-	n/a
28-Jul-21	165.0	-	165.0	144.0		159.9	-	156.9
14-Jul-21	160.0	-	165.0	144.0		n/a	-	n/a
30-Jun-21	160.0	-	165.0	144.0		154.9	-	152.9
16-Jun-21	160.0	-	165.0	144.0		154.9	-	152.9
2-Jun-21	n/a	-	n/a	n/a		154.9	-	152.9
19-May-21	n/a	-	n/a	n/a		149.9	-	152.9
5-May-21	150.0	-	155.0	144.0		149.9	-	152.9
21-Apr-21	n/a	-	n/a	n/a		149.9	-	152.9
7-Apr-21	150.0	-	150.0	144.0		149.9	-	152.9
24-Mar-21	150.0	-	150.0	144.0		143.9	-	147.9
10-Mar-21	140.0	-	145.0	144.0		133.9	-	139.9
24-Feb-21	140.0	-	145.0	144.0		n/a	-	n/a
10-Feb-21	140.0	-	145.0	144.0		134.9	-	139.9
27-Jan-21	142.0	-	145.0	144.0		130.9	-	134.9
13-Jan-21	142.0	-	140.0	144.0		130.9	-	134.9
30-Dec-20	142.0	-	140.0	144.0		130.9	-	134.9
16-Dec-20	142.0	-	140.0	144.0		130.9	-	134.9
2-Dec-20	142.0	-	140.0	144.0		130.9	-	129.9
18-Nov-20	140.0	-	145.0	144.0		130.9	-	129.9
4-Nov-20	140.0	-	145.0	144.0		130.9	-	129.9
Oct '20	140.0	-	145.0	144.0		130.9	-	125.4
Sep '20	140.0	-	145.0	144.0		130.9	-	120.9
Aug '20	140.0	-	142.5	144.0		130.9	-	120.9
Jul '20	140.0	-	145.0	144.0		132.9	-	122.9
Jun '20	155.0	-	145.0	144.0		126.9	-	120.9
May '20	170.0	-	145.0	144.0		111.4	-	120.9
Apr '20	170.0	-	145.0	144.0		114.9	-	130.9
Mar '20	170.0	-	166.0	144.0		135.9	-	147.9
Feb '20	170.0	-	166.0	144.0		153.9	-	156.9
Jan '20	170.0	-	161.0	142.7		154.9	-	157.9
Dec '19	170.0	-	161.0	142.0		154.6	-	157.6
Nov '19	170.0	-	163.5	142.0		154.3	-	157.3
Oct '19	170.0	-	161.0	144.0		154.3	-	157.3
Sep '19	170.0	-	161.0	144.0		154.3	-	157.3
Aug '19	170.0	-	163.5	144.0		154.3	-	157.3
Jul '19	170.0	-	162.7	144.0		154.3	-	157.3
Jun '19	165.0	-	160.0	140.0		149.9	-	151.9
May '19	165.0	-	160.0	140.0		153.9	-	155.9
Apr '19	165.0	-	157.5	140.0		146.9	-	150.9
Mar '19	165.0	-	155.0	140.0		135.9	-	147.4
Feb '19	165.0	-	155.0	140.0		130.9	-	145.9
Jan '19	165.0	-	155.0	140.0		130.9	-	145.9
Dec '18	155.0	-	155.0	140.0		138.4	-	152.7
Nov '18	155.0	-	155.0	140.0		154.9	-	142.5

## Retail Motor Fuel Prices — Haines Junction

	Self-serve			Full-serve
	regular	premium	diesel	propane
17-Nov-21	160.7	170.6	157.2	-
3-Nov-21	160.7	170.6	157.2	-
20-Oct-21	160.7	170.6	157.2	-
6-Oct-21	158.7	168.6	155.1	-
22-Sep-21	158.7	168.6	152.2	-
8-Sep-21	158.7	168.6	150.2	-
25-Aug-21	158.7	168.6	150.2	-
11-Aug-21	157.9	168.6	149.7	-
28-Jul-21	153.2	162.9	149.6	-
14-Jul-21	151.7	163.2	149.7	-
30-Jun-21	147.9	157.9	152.9	-
16-Jun-21	147.9	158.2	151.2	-
2-Jun-21	147.9	158.2	151.2	-
19-May-21	148.4	157.9	153.4	-
5-May-21	143.2	153.2	147.2	-
21-Apr-21	144.4	153.2	147.2	-
7-Apr-21	144.4	153.2	147.2	-
24-Mar-21	137.6	148.4	142.9	-
10-Mar-21	133.9	143.2	142.7	-
24-Feb-21	133.2	143.2	138.4	-
10-Feb-21	129.2	138.2	136.7	-
27-Jan-21	128.4	137.2	134.7	-
13-Jan-21	126.9	139.2	132.9	-
30-Dec-20	123.2	131.6	126.9	-
16-Dec-20	124.2	133.2	128.2	-
2-Dec-20	123.2	131.6	126.9	-
18-Nov-20	123.2	131.6	126.9	-
4-Nov-20	123.2	131.6	126.9	-
Oct '20	123.6	132.4	126.9	-
Sep '20	122.7	130.9	126.9	-
Aug '20	122.7	130.9	126.9	-
Jul '20	122.7	131.6	126.9	-
Jun '20	116.8	125.4	126.3	-
May '20	103.9	111.3	126.8	-
Apr '20	111.2	112.8	134.7	-
Mar '20	132.3	138.1	144.3	-
Feb '20	147.3	155.9	150.7	-
Jan '20	147.0	155.9	150.7	n/a
Dec '19	147.6	155.9	149.6	n/a
Nov '19	147.6	155.9	148.7	n/a
Oct '19	147.3	155.9	147.6	n/a
Sep '19	147.5	155.9	148.1	n/a
Aug '19	147.5	155.9	148.1	n/a
Jul '19	146.5	155.1	147.1	n/a
Jun '19	142.3	153.2	144.5	n/a
May '19	140.8	149.9	146.2	n/a
Apr '19	141.2	150.9	146.9	n/a
Mar '19	133.6	139.2	140.8	n/a
Feb '19	128.9	136.9	139.9	n/a
Jan '19	128.9	136.9	139.9	n/a
Dec '18	136.7	139.9	144.0	n/a
Nov '18	148.2	155.4	148.6	n/a



## Retail Motor Fuel Prices — Jake's Corner

	Self-serve		
	regular	premium	diesel
17-Nov-21	155.9	166.9	154.9
3-Nov-21	155.9	166.9	154.9
20-Oct-21	155.9	166.9	154.9
6-Oct-21	155.9	166.9	146.9
22-Sep-21	155.9	166.9	146.9
8-Sep-21	155.9	166.9	146.9
25-Aug-21	155.9	166.9	146.9
11-Aug-21	155.9	166.9	146.9
28-Jul-21	n/a	n/a	n/a
14-Jul-21	149.9	160.9	146.9
30-Jun-21	n/a	n/a	n/a
16-Jun-21	144.9	155.9	142.9
2-Jun-21	144.9	155.9	142.9
19-May-21	144.9	155.9	147.9
5-May-21	139.9	150.9	142.9
21-Apr-21	139.9	150.9	142.9
7-Apr-21	139.9	150.9	142.9
24-Mar-21	134.9	145.9	137.9
10-Mar-21	129.9	140.9	137.9
24-Feb-21	129.9	140.9	130.9
10-Feb-21	124.9	135.9	129.9
27-Jan-21	124.9	135.9	125.9
13-Jan-21	124.9	135.9	125.9
30-Dec-20	119.9	125.9	119.9
16-Dec-20	119.9	125.9	119.9
2-Dec-20	119.9	125.9	119.9
18-Nov-20	119.9	125.9	119.9
4-Nov-20	119.9	125.9	119.9
Oct '20	119.9	125.9	119.9
Sep '20	119.9	125.9	119.9
Aug '20	119.9	125.9	119.9
Jul '20	119.9	125.9	119.9
Jun '20	114.9	120.9	119.9
May '20	104.9	114.9	119.9
Apr '20	100.9	n/a	n/a
Mar '20	117.9	n/a	n/a
Feb '20	142.9	153.9	151.9
Jan '20	142.9	153.9	151.9
Dec '19	142.9	153.9	151.9
Nov '19	142.9	153.9	151.9
Oct '19	147.4	154.9	151.9
Sep '19	149.9	154.9	142.9
Aug '19	n/a	n/a	n/a
Jul '19	142.9	156.0	147.9
Jun '19	137.9	151.0	142.9
May '19	137.9	151.0	142.9
Apr '19	137.9	151.0	144.4
Mar '19	132.9	145.0	145.9
Feb '19	127.9	137.9	143.0
Jan '19	127.9	137.9	143.0
Dec '18	127.9	137.9	143.0
Nov '18	144.9	155.9	141.7

## Retail Motor Fuel Prices — Mayo

	Self-serve		
	regular	premium	diesel
17-Nov-21	160.9	-	156.9
3-Nov-21	158.0	-	149.4
20-Oct-21	158.0	-	149.4
6-Oct-21	152.9	-	146.6
22-Sep-21	152.9	-	146.6
8-Sep-21	152.9	-	146.6
25-Aug-21	159.9	-	157.1
11-Aug-21	144.7	-	144.7
28-Jul-21	n/a	-	n/a
14-Jul-21	n/a	-	n/a
30-Jun-21	139.0	-	140.9
16-Jun-21	139.0	-	140.9
2-Jun-21	139.0	-	140.9
19-May-21	139.0	-	140.9
5-May-21	n/a	-	n/a
21-Apr-21	139.0	-	140.9
7-Apr-21	145.9	-	147.9
24-Mar-21	140.9	-	143.9
10-Mar-21	136.9	-	137.9
24-Feb-21	131.9	-	135.9
10-Feb-21	125.6	-	127.5
27-Jan-21	130.9	-	131.9
13-Jan-21	129.9	-	129.9
30-Dec-20	122.8	-	122.8
16-Dec-20	122.8	-	122.8
2-Dec-20	127.9	-	127.9
18-Nov-20	127.9	-	127.9
4-Nov-20	121.8	-	121.8
Oct '20	n/a	-	n/a
Sep '20	n/a	-	n/a
Aug '20	n/a	-	n/a
Jul '20	116.9	-	119.9
Jun '20	114.9	-	121.8
May '20	103.0	-	124.0
Apr '20	n/a	-	n/a
Mar '20	146.6	-	148.1
Feb '20	153.1	-	153.1
Jan '20	149.9	-	147.9
Dec '19	149.9	-	149.4
Nov '19	149.9	-	147.9
Oct '19	142.8	-	140.9
Sep '19	n/a	-	n/a
Aug '19	141.4	-	144.1
Jul '19	146.2	-	145.6
Jun '19	144.0	-	145.9
May '19	146.9	-	151.9
Apr '19	146.9	-	153.4
Mar '19	137.9	-	149.9
Feb '19	133.9	-	144.9
Jan '19	132.2	-	143.6
Dec '18	125.8	-	139.0
Nov '18	146.9	-	141.4

## Retail Motor Fuel Prices — Pelly Crossing & Ross River

	Pelly Crossing Self-serve		
	regular	premium	diesel
17-Nov-21	158.9	168.9	153.9
3-Nov-21	158.9	168.9	153.9
20-Oct-21	158.9	168.9	153.9
6-Oct-21	158.9	168.9	153.9
22-Sep-21	158.9	168.9	153.9
8-Sep-21	158.9	168.9	153.9
25-Aug-21	158.9	167.9	153.9
11-Aug-21	155.9	157.9	153.9
28-Jul-21	155.9	178.9	150.9
14-Jul-21	155.9	178.9	150.9
30-Jun-21	n/a	n/a	n/a
16-Jun-21	149.9	162.9	144.9
2-Jun-21	149.9	162.9	144.9
19-May-21	145.9	149.9	149.9
5-May-21	n/a	n/a	n/a
21-Apr-21	145.9	152.9	140.9
7-Apr-21	n/a	n/a	n/a
24-Mar-21	130.9	134.9	125.9
10-Mar-21	n/a	n/a	n/a
24-Feb-21	130.9	137.9	125.9
10-Feb-21	130.9	n/a	125.9
27-Jan-21	130.9	n/a	125.9
13-Jan-21	130.9	137.9	125.9

30-Dec-20	130.9	137.9	125.9
16-Dec-20	n/a	n/a	n/a
2-Dec-20	n/a	n/a	n/a
18-Nov-20	n/a	n/a	n/a
4-Nov-20	n/a	n/a	n/a

Oct '20	130.9	137.9	125.9
Sep '20	130.9	137.9	125.9
Aug '20	130.9	137.9	125.9
Jul '20	130.6	138.9	125.6
Jun '20	109.9	140.9	104.9
May '20	105.4	140.9	100.4
Apr '20	110.5	140.9	105.5
Mar '20	146.4	152.4	141.4
Feb '20	151.9	157.9	146.9
Jan '20	151.9	157.9	146.9

Dec '19	151.9	157.9	146.9
Nov '19	151.9	157.9	146.9
Oct '19	151.9	157.9	146.9
Sep '19	151.9	157.9	146.9
Aug '19	151.9	157.9	146.9
Jul '19	151.9	157.9	146.9
Jun '19	151.9	157.9	146.9
May '19	151.9	157.9	146.9
Apr '19	147.9	153.9	142.9
Mar '19	130.9	136.9	125.9
Feb '19	130.9	136.9	125.9
Jan '19	135.1	139.6	127.9

Dec '18	140.9	146.9	135.9
Nov '18	153.9	-	148.9

	Ross River Self-serve		
	regular	premium	diesel
17-Nov-21	169.9	-	167.9
3-Nov-21	164.9	-	167.9
20-Oct-21	164.9	-	154.9
6-Oct-21	164.9	-	154.9
22-Sep-21	164.9	-	154.9
8-Sep-21	164.9	-	154.9
25-Aug-21	159.9	-	154.9
11-Aug-21	159.9	-	154.9
28-Jul-21	154.9	-	152.9
14-Jul-21	154.9	-	152.9
30-Jun-21	148.9	-	155.4
16-Jun-21	148.9	-	155.4
2-Jun-21	148.9	-	155.4
19-May-21	148.9	-	155.4
5-May-21	148.9	-	155.4
21-Apr-21	144.9	-	147.9
7-Apr-21	134.9	-	135.9
24-Mar-21	134.9	-	135.9
10-Mar-21	134.9	-	135.9
24-Feb-21	130.9	-	128.9
10-Feb-21	129.9	-	127.9
27-Jan-21	129.9	-	127.9
13-Jan-21	129.9	-	125.9

30-Dec-20	n/a	-	n/a
16-Dec-20	129.9	-	125.9
2-Dec-20	129.9	-	125.9
18-Nov-20	n/a	-	n/a
4-Nov-20	119.9	-	125.9

Oct '20	124.9	-	122.9
Sep '20	129.9	-	119.9
Aug '20	129.9	-	119.9
Jul '20	127.6	-	127.2
Jun '20	109.9	-	121.9
May '20	102.9	-	121.9
Apr '20	121.4	-	127.4
Mar '20	148.9	-	152.4
Feb '20	150.9	-	154.4
Jan '20	152.9	-	156.9

Dec '19	152.9	-	156.4
Nov '19	152.9	-	156.4
Oct '19	154.9	-	158.4
Sep '19	154.9	-	158.4
Aug '19	154.9	-	158.4
Jul '19	153.6	-	156.7
Jun '19	150.4	-	154.9
May '19	147.9	-	153.9
Apr '19	145.4	-	152.4
Mar '19	134.9	-	146.4
Feb '19	129.9	-	144.9
Jan '19	129.9	-	144.9

Dec '18	137.4	-	151.9
Nov '18	150.9	-	161.7

## Retail Motor Fuel Prices — Stewart Crossing

	Self-Serve		
	regular	premium	diesel
17-Nov-21	165.9	176.9	164.9
3-Nov-21	165.9	176.9	164.9
20-Oct-21	165.9	176.9	164.9
6-Oct-21	165.9	176.9	156.9
22-Sep-21	165.9	176.9	156.9
8-Sep-21	165.9	176.9	156.9
25-Aug-21	165.9	176.9	156.9
11-Aug-21	165.9	176.9	156.9
28-Jul-21	n/a	n/a	n/a
14-Jul-21	159.9	170.9	156.9
30-Jun-21	n/a	n/a	n/a
16-Jun-21	154.9	165.9	152.9
2-Jun-21	154.9	165.9	152.9
19-May-21	149.9	160.9	152.9
5-May-21	149.9	160.9	152.9
21-Apr-21	149.9	160.9	152.9
7-Apr-21	149.9	160.9	152.9
24-Mar-21	144.9	155.9	147.9
10-Mar-21	n/a	n/a	n/a
24-Feb-21	n/a	n/a	n/a
10-Feb-21	n/a	n/a	n/a
27-Jan-21	n/a	n/a	n/a
13-Jan-21	n/a	n/a	n/a
30-Dec-20	n/a	n/a	n/a
16-Dec-20	n/a	n/a	n/a
2-Dec-20	n/a	n/a	n/a
18-Nov-20	n/a	n/a	n/a
4-Nov-20	n/a	n/a	n/a
Oct '20	n/a	n/a	n/a
Sep '20	n/a	n/a	n/a
Aug '20	n/a	n/a	n/a
Jul '20	n/a	n/a	n/a
Jun '20	124.9	130.9	129.9
May '20	n/a	n/a	n/a
Apr '20	n/a	n/a	n/a
Mar '20	n/a	n/a	n/a
Feb '20	152.9	158.9	155.9
Jan '20	152.9	158.9	155.9
Dec '19	152.9	158.9	153.4
Nov '19	152.9	158.9	150.9
Oct '19	152.9	158.9	150.9
Sep '19	152.9	158.9	150.9
Aug '19	152.9	158.9	150.9
Jul '19	152.9	158.9	151.1
Jun '19	147.9	153.9	145.9
May '19	147.9	153.9	145.9
Apr '19	147.9	148.9	149.9
Mar '19	134.9	140.9	145.9
Feb '19	134.9	140.9	145.9
Jan '19	134.9	140.9	145.9
Dec '18	134.9	140.9	148.4
Nov '18	152.4	158.4	150.9

## Retail Motor Fuel Prices — Teslin

	Self-serve			Full-serve
	regular	premium	diesel	propane
17-Nov-21	161.9	170.9	158.4	110.0
3-Nov-21	161.9	170.9	158.1	110.0
20-Oct-21	161.9	170.9	154.4	110.0
6-Oct-21	159.9	166.9	150.4	110.0
22-Sep-21	158.9	166.9	149.4	110.0
8-Sep-21	158.9	166.9	149.4	110.0
25-Aug-21	158.9	166.9	149.4	110.0
11-Aug-21	158.9	166.9	148.9	110.0
28-Jul-21	153.9	161.9	148.9	110.0
14-Jul-21	160.4	178.9	144.4	110.0
30-Jun-21	148.9	160.9	144.4	110.0
16-Jun-21	148.9	160.9	144.4	110.0
2-Jun-21	148.9	160.9	144.4	110.0
19-May-21	146.9	160.9	144.4	110.0
5-May-21	144.9	156.9	146.9	110.0
21-Apr-21	144.9	n/a	146.9	110.0
7-Apr-21	144.9	156.9	146.9	110.0
24-Mar-21	138.9	149.9	141.9	110.0
10-Mar-21	131.4	139.9	131.9	110.0
24-Feb-21	133.9	145.9	134.4	110.0
10-Feb-21	128.9	139.9	129.9	110.0
27-Jan-21	128.9	139.9	129.9	110.0
13-Jan-21	128.9	139.9	129.9	110.0
30-Dec-20	123.9	135.9	128.9	110.0
16-Dec-20	123.9	135.9	126.4	110.0
2-Dec-20	123.9	131.9	123.9	110.0
18-Nov-20	123.9	131.9	123.9	110.0
4-Nov-20	123.9	131.9	123.9	110.0
Oct '20	123.9	131.9	123.9	110.0
Sep '20	123.9	131.9	123.9	110.0
Aug '20	123.9	131.9	123.9	110.0
Jul '20	122.2	130.2	123.6	110.0
Jun '20	114.4	123.4	126.4	110.0
May '20	109.9	119.9	129.9	110.0
Apr '20	109.9	119.9	129.9	110.0
Mar '20	139.7	149.4	145.2	110.0
Feb '20	146.9	156.9	152.4	110.0
Jan '20	146.9	156.9	152.4	110.0
Dec '19	146.9	156.9	152.4	110.0
Nov '19	146.9	156.9	152.4	110.0
Oct '19	146.9	156.9	152.4	110.0
Sep '19	146.9	156.9	153.7	110.0
Aug '19	146.9	156.9	152.4	110.0
Jul '19	146.1	156.9	153.9	n/a
Jun '19	141.9	151.9	148.9	n/a
May '19	141.9	n/a	148.9	110.0
Apr '19	141.9	151.9	148.9	110.0
Mar '19	135.2	n/a	146.4	110.0
Feb '19	129.4	n/a	141.3	110.0
Jan '19	132.2	142.9	144.2	110.0
Dec '18	129.7	137.4	141.7	110.0
Nov '18	143.7	150.9	143.2	111.3

## Retail Motor Fuel Prices — Watson Lake

	Self-serve			Full-serve
	regular	premium	diesel	propane
17-Nov-21	153.9	164.9	152.9	120.0
3-Nov-21	153.9	164.9	152.9	120.0
20-Oct-21	153.9	164.9	152.9	120.0
6-Oct-21	153.4	159.9	151.9	120.0
22-Sep-21	153.4	159.9	151.9	120.0
8-Sep-21	153.4	159.9	151.9	120.0
25-Aug-21	153.4	159.9	151.9	120.0
11-Aug-21	150.9	156.9	151.9	120.0
28-Jul-21	150.9	156.2	151.9	120.0
14-Jul-21	147.4	156.9	148.4	120.0
30-Jun-21	143.9	151.9	144.9	120.0
16-Jun-21	143.9	151.9	144.9	120.0
2-Jun-21	143.9	151.9	144.9	113.9
19-May-21	140.9	145.9	143.9	113.9
5-May-21	135.9	145.9	139.9	113.9
21-Apr-21	135.9	145.9	139.9	113.9
7-Apr-21	132.9	142.9	136.9	113.9
24-Mar-21	132.9	142.9	136.9	129.0
10-Mar-21	128.9	n/a	132.9	112.9
24-Feb-21	123.9	n/a	126.9	112.9
10-Feb-21	121.9	n/a	123.9	112.9
27-Jan-21	121.9	n/a	123.9	112.9
13-Jan-21	113.9	124.9	118.9	112.9
30-Dec-20	113.9	124.9	118.9	112.9
16-Dec-20	113.9	123.9	114.9	112.9
2-Dec-20	113.9	123.9	114.9	112.9
18-Nov-20	114.9	124.9	115.9	112.9
4-Nov-20	113.9	123.9	114.9	112.9
Oct '20	113.9	123.9	114.9	112.9
Sep '20	121.9	123.9	121.2	112.9
Aug '20	128.4	123.9	127.4	n/a
Jul '20	121.9	123.9	128.2	112.9
Jun '20	118.9	123.9	128.4	112.9
May '20	104.7	109.4	116.4	112.9
Apr '20	101.4	111.0	114.5	112.9
Mar '20	129.4	138.9	131.4	112.9
Feb '20	137.9	146.9	142.4	n/a
Jan '20	139.5	149.9	146.8	112.9
Dec '19	138.6	149.9	144.1	112.9
Nov '19	139.3	149.9	144.3	112.9
Oct '19	143.5	149.9	145.7	112.9
Sep '19	141.9	146.7	144.5	110.9
Aug '19	141.7	149.2	143.5	110.9
Jul '19	141.2	149.2	142.8	110.9
Jun '19	140.2	147.9	142.6	110.9
May '19	137.5	148.9	141.3	n/a
Apr '19	135.6	147.4	142.2	109.0
Mar '19	126.4	138.4	140.2	110.9
Feb '19	122.9	134.9	136.9	110.9
Jan '19	122.6	134.9	136.3	110.9
Dec '18	125.0	134.9	138.1	110.9
Nov '18	141.9	151.4	142.6	110.9

## Residential Fuel Prices in Yukon

### Average Prices as of November 17, 2021

	Residential Heating Fuels			% Change November 18, 2020 to November 17, 2021		
	Furnace Oil	Arctic Stove Oil	Propane (500-gallon tank cost)	Furnace Oil	Arctic Stove Oil	Propane (500-gallon tank cost)
Whitehorse	141.2	143.5	126.0	29.7%	29.7%	51.8%
Beaver Creek	149.3	161.1	-	27.5%	33.7%	-
Burwash Landing	147.2	135.5	-	28.0%	14.7%	-
Carcross	145.3	153.3	-	28.5%	36.0%	-
Carmacks	146.1	155.4	n/a	28.3%	35.5%	n/a
Dawson City	154.0	155.6	n/a	33.7%	32.2%	n/a
Destruction Bay	147.2	157.1	-	28.0%	33.0%	-
Faro	148.2	155.5	n/a	27.8%	30.5%	n/a
Haines Junction	146.1	155.4	n/a	28.3%	35.5%	n/a
Marsh Lake	145.3	153.3	-	28.5%	36.0%	-
Mayo	145.5	155.0	n/a	33.5%	35.7%	n/a
Pelly Crossing	147.4	157.2	-	28.0%	35.1%	-
Ross River	157.3	161.4	n/a	34.9%	34.8%	n/a
Stewart Crossing	147.7	150.9	-	27.9%	27.1%	-
Tagish	146.3	153.8	-	29.4%	36.5%	-
Teslin	146.3	155.4	n/a	28.4%	35.5%	n/a
Watson Lake	149.3	161.7	n/a	27.5%	34.2%	n/a

Notes: All prices are Canadian cents per litre, including all applicable taxes.

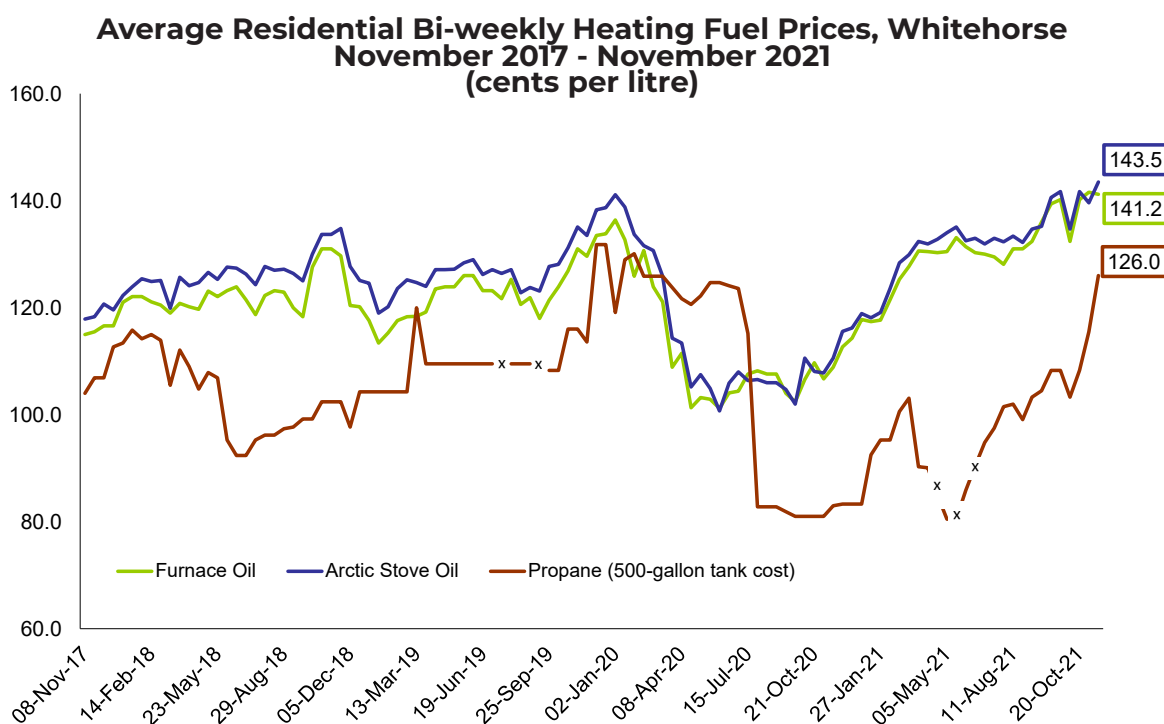
"-" indicates this service was not available in this community at this time.

"n/a" indicates this information was not available for the reporting period.

Comparing November 17, 2021 to November 18, 2020, furnace oil prices increased in all Yukon communities; the largest percentage increase was in Ross River (34.9%).

Arctic stove oil prices increased in all Yukon communities; the largest percentage increases was in Tagish (36.5%).

Prices of propane (500 gallon tank) in all Yukon communities were not available with the exception of Whitehorse which increased by 51.8%.



## Residential Heating Fuel Prices — Whitehorse

	Furnace Oil	Arctic Stove Oil	Propane (500-gallon tank cost)
17-Nov-21	141.2	143.5	126.0
03-Nov-21	141.6	139.6	115.5
20-Oct-21	140.2	141.7	108.3
06-Oct-21	139.4	140.6	108.3
22-Sep-21	136.0	135.2	104.5
08-Sep-21	132.4	134.7	103.3
25-Aug-21	131.0	132.2	99.1
11-Aug-21	131.0	133.4	102.0
28-Jul-21	128.1	132.3	101.5
14-Jul-21	129.5	133.0	97.5
30-Jun-21	130.0	131.9	94.8
16-Jun-21	130.3	133.0	n/a
02-Jun-21	131.4	132.5	85.9
19-May-21	133.1	135.1	n/a
05-May-21	130.5	134.0	80.5
21-Apr-21	130.3	132.8	n/a
07-Apr-21	130.5	131.9	90.1
24-Mar-21	130.6	132.4	90.3
10-Mar-21	127.7	129.9	103.1
24-Feb-21	125.3	128.4	100.6
10-Feb-21	121.5	123.6	95.3
27-Jan-21	117.7	119.1	95.3
13-Jan-21	117.4	118.1	92.5
30-Dec-20	117.8	118.9	83.3
16-Dec-20	114.3	116.2	83.3
02-Dec-20	112.7	115.6	83.3
18-Nov-20	108.9	110.6	83.0
04-Nov-20	106.7	107.8	81.0
Oct '20	108.2	109.4	81.0
Sep '20	103.2	103.4	81.5
Aug '20	107.6	106.0	82.8
Jul '20	106.7	107.0	107.2
Jun '20	102.7	103.3	124.4
May '20	103.1	106.2	123.5
Apr '20	106.4	109.3	121.2
Mar '20	115.0	120.1	124.9
Feb '20	127.3	131.2	125.9
Jan '20	131.7	137.9	126.1
Dec '19	133.7	138.5	131.8
Nov '19	130.3	134.3	114.8
Oct '19	125.4	129.7	112.2
Sep '19	119.7	125.4	108.3
Aug '19	121.3	123.3	109.5
Jul '19	123.4	126.9	109.5
Jun '19	124.6	127.6	109.5
May '19	125.0	127.8	109.5
Apr '19	123.7	127.1	109.5
Mar '19	118.8	124.4	114.8
Feb '19	118.0	124.4	104.3
Jan '19	115.4	121.3	104.3
Dec '18	120.3	126.4	101.0
Nov '18	130.4	134.3	102.4



## Residential Heating Fuel Prices — Beaver Creek

	Furnace Oil	Arctic Stove Oil	Propane (500-gallon tank cost)
17-Nov-21	149.3	161.1	-
03-Nov-21	149.3	151.3	-
20-Oct-21	145.1	149.7	-
06-Oct-21	145.1	149.7	-
22-Sep-21	145.1	149.7	-
08-Sep-21	138.8	146.5	-
25-Aug-21	138.8	146.5	-
11-Aug-21	138.8	146.5	-
28-Jul-21	n/a	151.1	-
14-Jul-21	138.8	146.5	-
30-Jun-21	n/a	151.1	-
16-Jun-21	138.8	146.5	-
02-Jun-21	138.8	146.5	-
19-May-21	138.8	146.5	-
05-May-21	138.8	146.5	-
21-Apr-21	138.8	146.5	-
07-Apr-21	144.0	149.2	-
24-Mar-21	140.2	145.4	-
10-Mar-21	140.2	126.6	-
24-Feb-21	136.0	143.3	-
10-Feb-21	136.0	139.3	-
27-Jan-21	129.7	131.0	-
13-Jan-21	129.7	131.6	-
30-Dec-20	129.7	131.9	-
16-Dec-20	126.5	129.2	-
02-Dec-20	126.5	129.2	-
18-Nov-20	117.1	120.5	-
04-Nov-20	117.1	120.5	-
Oct '20	114.5	118.2	-
Sep '20	111.8	115.0	-
Aug '20	111.8	115.0	-
Jul '20	n/a	n/a	-
Jun '20	n/a	n/a	-
May '20	n/a	n/a	-
Apr '20	n/a	n/a	-
Mar '20	130.0	133.1	-
Feb '20	140.4	143.6	-
Jan '20	143.9	147.1	-
Dec '19	145.7	148.8	-
Nov '19	140.4	143.6	-
Oct '19	134.7	137.8	-
Sep '19	127.3	130.5	-
Aug '19	127.3	130.5	-
Jul '19	130.9	133.4	-
Jun '19	135.0	139.2	-
May '19	135.0	139.2	-
Apr '19	133.5	137.7	-
Mar '19	131.9	136.1	-
Feb '19	129.8	133.5	-
Jan '19	123.5	126.6	-
Dec '18	134.0	137.1	-
Nov '18	142.4	145.8	-

## Residential Heating Fuel Prices — Burwash Landing

	Furnace Oil	Arctic Stove Oil	Propane (500 gallon tank cost)
17-Nov-21	147.2	135.5	-
03-Nov-21	147.2	135.5	-
20-Oct-21	143.0	146.1	-
06-Oct-21	143.0	146.1	-
22-Sep-21	143.0	146.1	-
08-Sep-21	136.7	130.3	-
25-Aug-21	136.7	139.8	-
11-Aug-21	136.7	130.3	-
28-Jul-21	n/a	n/a	-
14-Jul-21	136.7	127.7	-
30-Jun-21	n/a	120.8	-
16-Jun-21	136.7	139.8	-
02-Jun-21	136.7	130.3	-
19-May-21	136.7	130.3	-
05-May-21	136.7	130.3	-
21-Apr-21	136.7	130.3	-
07-Apr-21	137.4	130.7	-
24-Mar-21	133.9	124.7	-
10-Mar-21	133.9	137.0	-
24-Feb-21	129.7	124.2	-
10-Feb-21	129.7	132.8	-
27-Jan-21	123.4	121.0	-
13-Jan-21	123.4	126.5	-
30-Dec-20	123.4	126.5	-
16-Dec-20	120.2	123.4	-
02-Dec-20	120.2	123.4	-
18-Nov-20	115.0	118.1	-
04-Nov-20	115.0	116.8	-
Oct '20	112.4	115.5	-
Sep '20	109.7	112.9	-
Aug '20	109.7	114.2	-
Jul '20	109.7	113.8	-
Jun '20	109.7	113.6	-
May '20	109.7	114.2	-
Apr '20	112.3	115.4	-
Mar '20	127.4	134.5	-
Feb '20	137.8	139.8	-
Jan '20	141.3	141.7	-
Dec '19	143.1	143.5	-
Nov '19	137.8	139.6	-
Oct '19	132.6	135.4	-
Sep '19	125.2	131.9	-
Aug '19	125.2	133.6	-
Jul '19	127.2	131.7	-
Jun '19	131.3	134.4	-
May '19	131.3	134.4	-
Apr '19	129.7	132.9	-
Mar '19	128.1	132.1	-
Feb '19	126.0	131.0	-
Jan '19	119.7	127.4	-
Dec '18	130.2	135.7	-
Nov '18	138.6	141.2	-

## Residential Heating Fuel Prices — Carcross

	Furnace Oil	Arctic Stove Oil	Propane (500 gallon tank cost)
17-Nov-21	145.3	153.3	-
03-Nov-21	145.3	143.4	-
20-Oct-21	141.1	141.3	-
06-Oct-21	141.1	141.3	-
22-Sep-21	141.1	141.3	-
08-Sep-21	134.8	138.2	-
25-Aug-21	134.8	138.2	-
11-Aug-21	134.8	138.2	-
28-Jul-21	n/a	138.4	-
14-Jul-21	134.8	138.2	-
30-Jun-21	n/a	138.4	-
16-Jun-21	134.8	138.2	-
02-Jun-21	134.8	138.2	-
19-May-21	134.8	138.2	-
05-May-21	134.8	138.2	-
21-Apr-21	134.8	138.2	-
07-Apr-21	135.6	138.6	-
24-Mar-21	132.0	135.1	-
10-Mar-21	132.0	135.2	-
24-Feb-21	127.8	133.0	-
10-Feb-21	127.8	129.0	-
27-Jan-21	121.5	121.1	-
13-Jan-21	121.5	121.3	-
30-Dec-20	121.5	121.2	-
16-Dec-20	118.3	119.6	-
02-Dec-20	118.3	121.5	-
18-Nov-20	113.1	112.7	-
04-Nov-20	113.1	112.7	-
Oct '20	110.5	108.7	-
Sep '20	107.8	103.8	-
Aug '20	107.8	103.8	-
Jul '20	107.8	103.8	-
Jun '20	107.8	104.8	-
May '20	107.8	111.0	-
Apr '20	110.4	112.6	-
Mar '20	125.5	117.9	-
Feb '20	135.9	131.0	-
Jan '20	139.4	142.6	-
Dec '19	141.2	140.4	-
Nov '19	135.9	136.5	-
Oct '19	130.7	133.8	-
Sep '19	123.3	127.1	-
Aug '19	128.5	129.3	-
Jul '19	127.0	128.6	-
Jun '19	128.7	130.3	-
May '19	129.0	129.8	-
Apr '19	126.9	129.3	-
Mar '19	120.3	122.9	-
Feb '19	119.3	121.9	-
Jan '19	117.7	120.5	-
Dec '18	121.9	130.3	-
Nov '18	134.5	135.9	-

## Residential Heating Fuel Prices — Carmacks

	Furnace Oil	Arctic Stove Oil	Propane (500-gallon tank cost)
17-Nov-21	146.1	155.4	n/a
03-Nov-21	146.1	145.6	n/a
20-Oct-21	141.9	143.5	120.9
06-Oct-21	141.9	143.5	120.9
22-Sep-21	141.9	143.5	113.2
08-Sep-21	135.6	140.3	110.8
25-Aug-21	135.6	140.3	102.4
11-Aug-21	135.6	140.3	108.2
28-Jul-21	n/a	141.8	107.3
14-Jul-21	135.6	140.3	105.7
30-Jun-21	n/a	141.8	103.0
16-Jun-21	135.7	140.3	n/a
02-Jun-21	135.7	140.3	100.6
19-May-21	135.7	140.3	n/a
05-May-21	135.7	140.3	88.7
21-Apr-21	135.7	140.3	n/a
07-Apr-21	136.4	140.7	98.3
24-Mar-21	132.8	137.2	98.5
10-Mar-21	132.8	137.2	111.2
24-Feb-21	128.6	135.1	108.8
10-Feb-21	128.6	131.1	103.5
27-Jan-21	122.3	123.1	103.4
13-Jan-21	122.3	123.4	100.6
30-Dec-20	122.3	123.4	91.5
16-Dec-20	119.2	121.6	91.5
02-Dec-20	119.2	122.3	91.7
18-Nov-20	113.9	114.7	91.1
04-Nov-20	113.9	114.7	89.1
Oct '20	111.3	110.1	89.1
Sep '20	108.7	105.8	89.7
Aug '20	108.7	105.8	97.5
Jul '20	108.7	105.8	117.6
Jun '20	108.7	106.2	132.6
May '20	108.7	111.8	134.9
Apr '20	111.5	114.3	135.9
Mar '20	126.8	120.1	139.6
Feb '20	137.3	133.2	140.6
Jan '20	140.8	144.5	140.8
Dec '19	142.5	142.7	146.5
Nov '19	136.8	138.5	128.3
Oct '19	131.5	134.7	127.0
Sep '19	124.2	129.3	123.2
Aug '19	124.2	129.3	124.2
Jul '19	125.8	133.8	124.2
Jun '19	128.9	135.6	124.2
May '19	128.9	137.4	124.2
Apr '19	127.4	135.0	124.2
Mar '19	125.8	133.3	124.2
Feb '19	123.7	131.2	119.0
Jan '19	117.4	123.4	119.0
Dec '18	127.9	131.0	115.7
Nov '18	136.3	139.4	117.1

## Residential Heating Fuel Prices — Dawson City

	Furnace Oil	Arctic Stove Oil	Propane (500-gallon tank cost)
17-Nov-21	154.0	155.6	n/a
03-Nov-21	151.9	153.5	n/a
20-Oct-21	149.8	151.4	120.9
06-Oct-21	143.4	144.9	120.9
22-Sep-21	143.4	144.9	113.2
08-Sep-21	140.2	141.8	110.8
25-Aug-21	140.2	141.8	102.4
11-Aug-21	140.2	141.8	108.2
28-Jul-21	n/a	n/a	107.3
14-Jul-21	139.0	142.2	105.7
30-Jun-21	141.4	141.4	103.0
16-Jun-21	140.3	141.8	n/a
02-Jun-21	140.3	141.8	100.6
19-May-21	140.3	141.8	n/a
05-May-21	139.0	142.2	88.7
21-Apr-21	140.3	141.8	n/a
07-Apr-21	140.7	142.3	98.3
24-Mar-21	136.3	137.8	98.5
10-Mar-21	134.3	135.8	111.2
24-Feb-21	132.3	133.8	108.8
10-Feb-21	130.7	132.3	103.5
27-Jan-21	126.6	128.2	103.4
13-Jan-21	124.4	125.9	100.6
30-Dec-20	124.4	125.9	91.5
16-Dec-20	120.8	122.4	91.5
02-Dec-20	119.3	120.9	91.7
18-Nov-20	115.2	117.7	91.1
04-Nov-20	113.7	116.2	89.1
Oct '20	114.8	117.9	89.1
Sep '20	112.1	115.2	89.7
Aug '20	112.1	115.2	97.5
Jul '20	111.9	114.6	117.6
Jun '20	110.0	112.6	132.6
May '20	110.6	114.5	134.9
Apr '20	117.9	117.9	135.9
Mar '20	126.9	129.1	139.6
Feb '20	140.1	142.7	140.6
Jan '20	143.7	146.8	140.8
Dec '19	143.6	146.6	146.5
Nov '19	140.0	142.9	128.3
Oct '19	134.6	137.3	127.0
Sep '19	128.3	131.4	123.2
Aug '19	130.2	132.8	124.2
Jul '19	131.9	134.1	124.2
Jun '19	135.0	138.2	124.2
May '19	132.3	135.5	124.2
Apr '19	133.2	136.4	124.2
Mar '19	130.0	133.1	124.2
Feb '19	129.2	132.9	119.0
Jan '19	125.2	128.3	119.0
Dec '18	132.6	135.8	115.7
Nov '18	141.2	146.0	117.1

## Residential Heating Fuel Prices — Destruction Bay

	Furnace Oil	Arctic Stove Oil	Propane (500 gallon tank cost)
17-Nov-21	147.2	157.1	-
03-Nov-21	147.2	147.3	-
20-Oct-21	143.0	145.2	-
06-Oct-21	143.0	145.2	-
22-Sep-21	143.0	145.2	-
08-Sep-21	136.7	142.0	-
25-Aug-21	136.7	142.0	-
11-Aug-21	136.7	142.0	-
28-Jul-21	n/a	144.2	-
14-Jul-21	136.7	142.0	-
30-Jun-21	n/a	144.2	-
16-Jun-21	136.7	142.0	-
02-Jun-21	136.7	142.0	-
19-May-21	136.7	142.0	-
05-May-21	136.7	142.0	-
21-Apr-21	136.7	142.0	-
07-Apr-21	137.4	142.4	-
24-Mar-21	133.9	138.9	-
10-Mar-21	133.9	138.9	-
24-Feb-21	129.7	136.8	-
10-Feb-21	129.7	132.8	-
27-Jan-21	123.4	124.7	-
13-Jan-21	123.4	125.1	-
30-Dec-20	123.4	125.1	-
16-Dec-20	120.2	123.4	-
02-Dec-20	120.2	123.4	-
18-Nov-20	115.0	118.1	-
04-Nov-20	115.0	118.1	-
Oct '20	112.4	115.5	-
Sep '20	109.7	112.9	-
Aug '20	109.7	112.9	-
Jul '20	109.7	112.9	-
Jun '20	109.7	112.9	-
May '20	109.7	112.9	-
Apr '20	112.3	115.4	-
Mar '20	127.4	130.5	-
Feb '20	137.8	141.0	-
Jan '20	141.3	144.5	-
Dec '19	143.1	146.2	-
Nov '19	137.8	141.0	-
Oct '19	132.6	135.7	-
Sep '19	125.2	128.4	-
Aug '19	125.2	128.4	-
Jul '19	126.2	129.4	-
Jun '19	128.2	131.4	-
May '19	128.2	131.4	-
Apr '19	126.7	129.8	-
Mar '19	125.1	128.2	-
Feb '19	123.0	126.1	-
Jan '19	116.7	119.8	-
Dec '18	127.2	130.3	-
Nov '18	135.6	138.7	-

## Residential Heating Fuel Prices — Faro

	Furnace Oil	Arctic Stove Oil	Propane (500-gallon tank cost)
17-Nov-21	148.2	155.5	n/a
03-Nov-21	148.2	148.9	n/a
20-Oct-21	144.0	146.1	120.9
06-Oct-21	144.0	146.1	120.9
22-Sep-21	144.0	144.6	113.2
08-Sep-21	137.7	142.5	110.8
25-Aug-21	137.7	138.2	102.4
11-Aug-21	137.7	142.5	108.2
28-Jul-21	n/a	136.9	107.3
14-Jul-21	137.7	142.5	105.7
30-Jun-21	n/a	143.2	103.0
16-Jun-21	137.8	142.4	n/a
02-Jun-21	137.8	141.7	100.6
19-May-21	137.8	141.7	n/a
05-May-21	137.8	141.7	88.7
21-Apr-21	137.8	141.7	n/a
07-Apr-21	138.5	142.0	98.3
24-Mar-21	134.9	138.6	98.5
10-Mar-21	134.9	137.2	111.2
24-Feb-21	130.7	137.3	108.8
10-Feb-21	130.7	133.1	103.5
27-Jan-21	124.4	126.0	103.4
13-Jan-21	124.4	126.3	100.6
30-Dec-20	124.4	126.0	91.5
16-Dec-20	121.3	124.8	91.5
02-Dec-20	121.3	124.6	91.7
18-Nov-20	116.0	119.2	91.1
04-Nov-20	116.0	119.2	89.1
Oct '20	113.4	116.6	89.1
Sep '20	110.8	113.7	89.7
Aug '20	110.8	111.7	97.5
Jul '20	110.8	113.7	117.6
Jun '20	110.8	113.8	132.6
May '20	110.8	113.7	134.9
Apr '20	113.3	119.2	135.9
Mar '20	128.4	131.4	139.6
Feb '20	138.9	141.9	140.6
Jan '20	142.4	146.3	140.8
Dec '19	144.1	147.1	146.5
Nov '19	138.9	140.7	128.3
Oct '19	133.6	131.8	127.0
Sep '19	126.3	129.4	123.2
Aug '19	126.3	129.5	124.2
Jul '19	127.3	130.9	124.2
Jun '19	129.2	132.3	124.2
May '19	129.2	132.3	124.2
Apr '19	127.6	130.8	124.2
Mar '19	126.0	129.2	124.2
Feb '19	123.9	127.1	119.0
Jan '19	117.6	120.8	119.0
Dec '18	128.1	131.3	115.7
Nov '18	136.5	139.7	117.1

## Residential Heating Fuel Prices — Haines Junction

	Furnace Oil	Arctic Stove Oil	Propane (500-gallon tank cost)
17-Nov-21	146.1	155.4	n/a
03-Nov-21	146.1	145.6	n/a
20-Oct-21	141.9	143.5	120.9
06-Oct-21	141.9	143.5	120.9
22-Sep-21	141.9	143.5	113.2
08-Sep-21	135.6	140.3	110.8
25-Aug-21	135.6	140.3	102.4
11-Aug-21	135.6	140.3	108.2
28-Jul-21	n/a	142.7	107.3
14-Jul-21	135.6	140.3	105.7
30-Jun-21	n/a	141.8	103.0
16-Jun-21	135.7	140.3	n/a
02-Jun-21	135.7	140.3	100.6
19-May-21	135.7	140.3	n/a
05-May-21	135.7	140.3	88.7
21-Apr-21	135.7	140.3	n/a
07-Apr-21	136.4	140.7	98.3
24-Mar-21	132.8	137.2	98.5
10-Mar-21	132.8	137.2	111.2
24-Feb-21	128.6	135.1	108.8
10-Feb-21	128.6	131.1	103.5
27-Jan-21	122.3	123.1	103.4
13-Jan-21	122.3	123.4	100.6
30-Dec-20	122.3	123.4	91.5
16-Dec-20	119.2	121.6	91.5
02-Dec-20	119.2	122.3	91.7
18-Nov-20	113.9	114.7	91.1
04-Nov-20	113.9	114.7	89.1
Oct '20	111.3	110.1	89.1
Sep '20	108.7	105.8	89.7
Aug '20	108.7	105.8	97.5
Jul '20	108.7	105.8	117.6
Jun '20	108.7	106.2	132.6
May '20	108.7	111.8	134.9
Apr '20	114.9	117.7	135.9
Mar '20	133.7	123.6	139.6
Feb '20	144.1	136.6	140.6
Jan '20	140.3	144.2	140.8
Dec '19	142.0	142.4	146.5
Nov '19	136.8	138.5	128.3
Oct '19	131.5	134.7	127.0
Sep '19	124.2	127.0	123.2
Aug '19	130.3	131.1	124.2
Jul '19	127.5	129.1	124.2
Jun '19	128.1	129.7	124.2
May '19	128.1	129.7	124.2
Apr '19	124.5	127.7	124.2
Mar '19	123.0	126.1	124.2
Feb '19	120.9	124.0	119.0
Jan '19	114.6	117.7	119.0
Dec '18	125.1	128.2	115.7
Nov '18	133.5	136.6	117.1



## Residential Heating Fuel Prices — Marsh Lake

	Furnace Oil	Arctic Stove Oil	Propane (500 gallon tank cost)
17-Nov-21	145.3	153.3	-
03-Nov-21	145.3	143.4	-
20-Oct-21	141.1	141.3	-
06-Oct-21	141.1	141.3	-
22-Sep-21	141.1	141.3	-
08-Sep-21	134.8	138.2	-
25-Aug-21	134.8	138.2	-
11-Aug-21	134.8	138.2	-
28-Jul-21	n/a	138.4	-
14-Jul-21	134.8	138.2	-
30-Jun-21	n/a	138.4	-
16-Jun-21	134.8	138.2	-
02-Jun-21	134.8	138.2	-
19-May-21	134.8	138.2	-
05-May-21	134.8	138.2	-
21-Apr-21	134.8	138.2	-
07-Apr-21	135.6	138.6	-
24-Mar-21	132.0	135.1	-
10-Mar-21	132.0	135.2	-
24-Feb-21	127.8	133.0	-
10-Feb-21	127.8	129.0	-
27-Jan-21	121.5	121.1	-
13-Jan-21	121.5	121.3	-
30-Dec-20	121.5	121.3	-
16-Dec-20	118.3	119.6	-
02-Dec-20	118.3	121.5	-
18-Nov-20	113.1	112.7	-
04-Nov-20	113.1	112.7	-
Oct '20	110.5	108.7	-
Sep '20	107.8	103.8	-
Aug '20	107.8	103.8	-
Jul '20	107.8	103.8	-
Jun '20	107.8	104.8	-
May '20	107.8	111.0	-
Apr '20	110.4	111.8	-
Mar '20	125.5	117.9	-
Feb '20	135.9	131.0	-
Jan '20	139.4	142.6	-
Dec '19	141.2	140.4	-
Nov '19	135.9	136.5	-
Oct '19	130.7	133.8	-
Sep '19	123.3	125.9	-
Aug '19	128.5	129.3	-
Jul '19	127.0	128.6	-
Jun '19	128.7	130.3	-
May '19	129.0	129.8	-
Apr '19	126.9	129.3	-
Mar '19	120.3	122.9	-
Feb '19	119.3	121.9	-
Jan '19	117.7	120.5	-
Dec '18	127.1	130.3	-
Nov '18	134.5	137.6	-

## Residential Heating Fuel Prices — Mayo

	Furnace Oil	Arctic Stove Oil	Propane (500-gallon tank cost)
17-Nov-21	145.5	155.0	n/a
03-Nov-21	143.4	147.0	n/a
20-Oct-21	141.2	145.6	120.9
06-Oct-21	139.5	144.4	120.9
22-Sep-21	139.5	144.4	113.2
08-Sep-21	136.4	142.3	110.8
25-Aug-21	136.4	142.3	102.4
11-Aug-21	137.7	146.0	108.2
28-Jul-21	n/a	151.1	107.3
14-Jul-21	137.8	146.0	105.7
30-Jun-21	137.8	146.0	103.0
16-Jun-21	134.3	140.9	n/a
02-Jun-21	134.3	140.9	100.6
19-May-21	134.3	140.9	n/a
05-May-21	137.8	146.0	88.7
21-Apr-21	134.3	140.9	n/a
07-Apr-21	136.8	142.6	98.3
24-Mar-21	132.4	138.5	98.5
10-Mar-21	130.4	137.2	111.2
24-Feb-21	128.4	135.8	108.8
10-Feb-21	126.8	132.1	103.5
27-Jan-21	124.4	128.4	103.4
13-Jan-21	119.1	123.9	100.6
30-Dec-20	121.2	125.3	91.5
16-Dec-20	117.6	122.5	91.5
02-Dec-20	116.1	117.7	91.7
18-Nov-20	109.0	114.2	91.1
04-Nov-20	110.6	115.6	89.1
Oct '20	113.4	113.5	89.1
Sep '20	110.8	110.5	89.7
Aug '20	110.8	110.5	97.5
Jul '20	110.7	111.0	117.6
Jun '20	111.0	110.7	132.6
May '20	110.4	114.6	134.9
Apr '20	113.3	117.4	135.9
Mar '20	126.6	126.7	139.6
Feb '20	141.2	140.3	140.6
Jan '20	143.4	148.1	140.8
Dec '19	144.7	147.4	146.5
Nov '19	141.1	144.2	128.3
Oct '19	136.7	139.8	127.0
Sep '19	127.5	131.3	123.2
Aug '19	134.8	136.2	124.2
Jul '19	133.8	135.3	124.2
Jun '19	137.4	139.2	124.2
May '19	135.4	137.0	124.2
Apr '19	136.9	139.6	124.2
Mar '19	133.9	137.1	124.2
Feb '19	133.6	136.7	119.0
Jan '19	129.1	132.3	119.0
Dec '18	136.2	139.3	115.7
Nov '18	145.2	148.0	117.1

## Residential Heating Fuel Prices — Pelly Crossing

	Furnace Oil	Arctic Stove Oil	Propane (500 gallon tank cost)
17-Nov-21	147.4	157.2	-
03-Nov-21	147.4	147.4	-
20-Oct-21	143.2	145.3	-
06-Oct-21	143.2	145.3	-
22-Sep-21	143.2	145.3	-
08-Sep-21	136.9	142.1	-
25-Aug-21	136.9	142.1	-
11-Aug-21	136.9	142.1	-
28-Jul-21	n/a	144.2	-
14-Jul-21	136.9	142.1	-
30-Jun-21	n/a	144.2	-
16-Jun-21	136.9	142.1	-
02-Jun-21	136.9	142.1	-
19-May-21	136.9	142.1	-
05-May-21	136.9	142.1	-
21-Apr-21	136.9	142.1	-
07-Apr-21	137.7	142.5	-
24-Mar-21	134.1	139.0	-
10-Mar-21	134.1	139.0	-
24-Feb-21	129.9	132.9	-
10-Feb-21	129.9	132.9	-
27-Jan-21	123.6	124.8	-
13-Jan-21	123.6	125.2	-
30-Dec-20	123.6	125.2	-
16-Dec-20	120.4	123.2	-
02-Dec-20	120.4	123.6	-
18-Nov-20	115.2	116.4	-
04-Nov-20	115.2	116.4	-
Oct '20	112.6	111.9	-
Sep '20	109.9	108.0	-
Aug '20	109.9	108.0	-
Jul '20	109.9	108.0	-
Jun '20	109.9	107.9	-
May '20	109.9	113.1	-
Apr '20	112.5	115.7	-
Mar '20	127.6	122.1	-
Feb '20	138.0	135.2	-
Jan '20	141.5	146.1	-
Dec '19	143.3	144.6	-
Nov '19	138.0	141.0	-
Oct '19	132.8	135.9	-
Sep '19	125.4	131.5	-
Aug '19	134.6	135.6	-
Jul '19	128.7	134.2	-
Jun '19	130.5	135.5	-
May '19	130.5	138.9	-
Apr '19	129.3	138.0	-
Mar '19	127.7	137.4	-
Feb '19	125.6	134.8	-
Jan '19	119.3	126.4	-
Dec '18	129.8	132.9	-
Nov '18	138.2	142.5	-

## Residential Heating Fuel Prices — Ross River

	Furnace Oil	Arctic Stove Oil	Propane (500-gallon tank cost)
17-Nov-21	157.3	161.4	n/a
03-Nov-21	148.8	151.5	n/a
20-Oct-21	147.9	149.4	120.9
06-Oct-21	147.9	149.4	120.9
22-Sep-21	147.9	149.4	113.2
08-Sep-21	144.8	146.3	110.8
25-Aug-21	146.7	146.3	102.4
11-Aug-21	146.7	146.3	108.2
28-Jul-21	151.9	151.2	107.3
14-Jul-21	145.1	146.3	105.7
30-Jun-21	151.9	151.2	103.0
16-Jun-21	145.1	146.3	n/a
02-Jun-21	145.1	146.3	100.6
19-May-21	145.1	146.3	n/a
05-May-21	145.1	146.3	88.7
21-Apr-21	144.2	146.3	n/a
07-Apr-21	139.1	146.7	98.3
24-Mar-21	136.5	143.1	98.5
10-Mar-21	136.5	143.2	111.2
24-Feb-21	129.2	140.9	108.8
10-Feb-21	131.3	137.0	103.5
27-Jan-21	126.0	128.6	103.4
13-Jan-21	123.4	129.3	100.6
30-Dec-20	125.0	128.1	91.5
16-Dec-20	121.8	125.0	91.5
02-Dec-20	121.8	125.0	91.7
18-Nov-20	116.6	119.7	91.1
04-Nov-20	113.9	119.7	89.1
Oct '20	115.3	117.1	89.1
Sep '20	113.4	114.5	89.7
Aug '20	112.4	114.5	97.5
Jul '20	116.2	114.5	117.7
Jun '20	113.4	n/a	132.6
May '20	115.0	n/a	134.9
Apr '20	119.9	n/a	135.9
Mar '20	141.1	132.0	139.6
Feb '20	148.6	142.5	140.6
Jan '20	146.8	146.0	140.8
Dec '19	149.2	147.8	146.5
Nov '19	143.0	142.5	128.3
Oct '19	150.4	137.3	127.0
Sep '19	141.3	129.9	123.2
Aug '19	148.6	129.9	124.2
Jul '19	142.7	131.3	124.2
Jun '19	141.5	134.0	124.2
May '19	146.1	n/a	124.2
Apr '19	139.4	132.4	124.2
Mar '19	135.3	130.5	124.2
Feb '19	133.3	128.1	119.0
Jan '19	122.5	121.8	119.0
Dec '18	142.5	132.3	115.7
Nov '18	148.4	140.7	117.1

## Residential Heating Fuel Prices — Stewart Crossing

	Furnace Oil	Arctic Stove Oil	Propane (500-gallon tank cost)
17-Nov-21	147.7	150.9	-
03-Nov-21	147.7	150.9	-
20-Oct-21	143.5	146.7	-
06-Oct-21	143.5	146.7	-
22-Sep-21	143.5	146.7	-
08-Sep-21	137.2	140.4	-
25-Aug-21	137.2	140.4	-
11-Aug-21	137.2	140.4	-
28-Jul-21	n/a	n/a	-
14-Jul-21	137.2	140.4	-
30-Jun-21	n/a	n/a	-
16-Jun-21	137.2	140.4	-
02-Jun-21	137.2	140.4	-
19-May-21	137.2	140.4	-
05-May-21	137.2	140.4	-
21-Apr-21	137.2	140.4	-
07-Apr-21	138.0	141.2	-
24-Mar-21	134.4	137.6	-
10-Mar-21	134.4	137.6	-
24-Feb-21	130.2	133.4	-
10-Feb-21	130.2	133.4	-
27-Jan-21	123.9	127.1	-
13-Jan-21	123.9	127.1	-
30-Dec-20	123.9	127.1	-
16-Dec-20	120.8	123.9	-
02-Dec-20	120.8	123.9	-
18-Nov-20	115.5	118.7	-
04-Nov-20	115.5	118.7	-
Oct '20	112.9	116.1	-
Sep '20	110.3	113.4	-
Aug '20	110.3	113.4	-
Jul '20	110.3	113.4	-
Jun '20	110.3	113.4	-
May '20	110.3	113.4	-
Apr '20	112.8	115.9	-
Mar '20	127.9	131.0	-
Feb '20	138.3	141.5	-
Jan '20	141.8	145.0	-
Dec '19	143.6	146.7	-
Nov '19	138.3	141.5	-
Oct '19	131.1	136.2	-
Sep '19	125.7	128.9	-
Aug '19	125.7	128.9	-
Jul '19	127.2	130.4	-
Jun '19	130.3	133.5	-
May '19	130.3	133.5	-
Apr '19	128.8	131.9	-
Mar '19	127.2	130.3	-
Feb '19	125.1	128.2	-
Jan '19	118.8	121.9	-
Dec '18	129.3	132.4	-
Nov '18	137.7	140.9	-

## Residential Heating Fuel Prices — Tagish & Teslin

	Tagish		
	Furnace Oil	Arctic Stove Oil	Propane (500-gallon tank cost)
17-Nov-21	146.3	153.8	-
03-Nov-21	146.3	143.9	-
20-Oct-21	142.1	141.8	-
06-Oct-21	142.1	141.8	-
22-Sep-21	142.1	141.3	-
08-Sep-21	134.8	138.2	-
25-Aug-21	134.8	138.2	-
11-Aug-21	134.8	138.2	-
28-Jul-21	n/a	138.4	-
14-Jul-21	134.8	138.2	-
30-Jun-21	n/a	138.4	-
16-Jun-21	134.8	138.2	-
02-Jun-21	134.8	138.2	-
19-May-21	134.8	138.2	-
05-May-21	134.8	138.2	-
21-Apr-21	134.8	138.2	-
07-Apr-21	135.6	138.6	-
24-Mar-21	132.0	135.1	-
10-Mar-21	132.0	135.2	-
24-Feb-21	127.8	133.0	-
10-Feb-21	127.8	129.0	-
27-Jan-21	121.5	121.1	-
13-Jan-21	121.5	121.3	-

30-Dec-20	121.5	121.3	-
16-Dec-20	118.3	119.6	-
02-Dec-20	118.3	121.5	-
18-Nov-20	113.1	112.7	-
04-Nov-20	113.1	112.7	-

Oct '20	110.5	108.7	-
Sep '20	107.8	103.8	-
Aug '20	107.8	103.8	-
Jul '20	107.8	103.8	-
Jun '20	107.8	104.8	-
May '20	107.8	111.0	-
Apr '20	110.4	112.7	-
Mar '20	125.5	117.9	-
Feb '20	135.9	131.0	-
Jan '20	139.4	142.6	-

Dec '19	141.2	140.4	-
Nov '19	135.9	136.5	-
Oct '19	130.7	133.8	-
Sep '19	123.3	125.9	-
Aug '19	128.5	129.3	-
Jul '19	127.0	128.6	-
Jun '19	128.7	130.3	-
May '19	129.0	129.8	-
Apr '19	126.9	129.3	-
Mar '19	120.3	122.9	-
Feb '19	119.3	121.9	-
Jan '19	117.7	120.5	-

Dec '18	127.1	130.3	-
Nov '18	134.5	135.9	-

	Teslin		
	Furnace Oil	Arctic Stove Oil	Propane (500-gallon tank cost)
17-Nov-21	146.3	155.4	n/a
03-Nov-21	146.3	145.6	n/a
20-Oct-21	141.9	143.5	120.9
06-Oct-21	141.9	143.5	120.9
22-Sep-21	141.9	143.5	113.2
08-Sep-21	135.6	140.3	110.8
25-Aug-21	135.6	140.3	102.4
11-Aug-21	135.6	140.3	108.2
28-Jul-21	n/a	142.7	107.3
14-Jul-21	135.6	140.3	105.7
30-Jun-21	n/a	141.8	103.0
16-Jun-21	135.7	140.3	n/a
02-Jun-21	135.7	140.3	100.6
19-May-21	135.7	140.3	n/a
05-May-21	135.7	140.3	88.7
21-Apr-21	135.7	140.3	n/a
07-Apr-21	136.4	140.7	98.3
24-Mar-21	132.8	137.2	98.5
10-Mar-21	132.8	137.2	111.2
24-Feb-21	128.6	135.1	108.8
10-Feb-21	128.6	131.1	103.5
27-Jan-21	122.3	123.1	103.4
13-Jan-21	122.3	123.4	100.6

30-Dec-20	122.3	123.4	91.5
16-Dec-20	119.2	121.6	91.5
02-Dec-20	119.2	122.3	91.7
18-Nov-20	113.9	114.7	91.1
04-Nov-20	113.9	114.7	89.1

Oct '20	111.3	110.1	89.1
Sep '20	108.7	105.8	89.7
Aug '20	108.7	105.8	97.5
Jul '20	108.7	105.8	117.6
Jun '20	108.7	106.2	132.6
May '20	108.7	111.8	134.9
Apr '20	111.2	114.1	135.9
Mar '20	126.3	119.9	139.6
Feb '20	136.8	133.0	140.6
Jan '20	140.3	144.2	140.8

Dec '19	142.0	142.4	146.5
Nov '19	136.8	138.5	128.3
Oct '19	131.5	134.7	127.0
Sep '19	124.2	128.3	123.2
Aug '19	130.3	131.1	124.2
Jul '19	128.0	129.6	124.2
Jun '19	129.6	131.1	124.2
May '19	129.9	130.7	124.2
Apr '19	127.7	130.0	124.2
Mar '19	121.7	119.7	124.2
Feb '19	120.7	119.7	119.0
Jan '19	119.1	123.2	119.0

Dec '18	128.9	131.8	115.7
Nov '18	135.9	138.6	117.1

## Residential Heating Fuel Prices — Watson Lake

	Furnace Oil	Arctic Stove Oil	Propane (500-gallon tank cost)
17-Nov-21	149.3	161.7	n/a
03-Nov-21	149.3	151.8	n/a
20-Oct-21	145.1	149.7	120.9
06-Oct-21	145.1	149.7	120.9
22-Sep-21	145.1	149.7	113.2
08-Sep-21	138.8	146.5	110.8
25-Aug-21	138.8	146.5	102.4
11-Aug-21	138.8	146.5	108.2
28-Jul-21	n/a	151.1	107.3
14-Jul-21	138.8	146.5	105.7
30-Jun-21	n/a	151.1	103.0
16-Jun-21	138.8	146.5	n/a
02-Jun-21	138.8	146.5	100.6
19-May-21	138.8	146.5	n/a
05-May-21	138.8	146.5	88.7
21-Apr-21	138.8	146.5	n/a
07-Apr-21	139.7	147.0	98.3
24-Mar-21	136.0	143.3	98.5
10-Mar-21	136.0	143.4	111.2
24-Feb-21	131.8	141.2	108.8
10-Feb-21	131.8	137.2	103.5
27-Jan-21	125.5	128.9	103.4
13-Jan-21	125.5	129.5	100.6

30-Dec-20	125.5	129.5	91.5
16-Dec-20	122.3	127.3	91.5
02-Dec-20	122.3	125.5	91.7
18-Nov-20	117.1	120.5	91.1
04-Nov-20	117.1	120.5	89.1

	Furnace Oil	Arctic Stove Oil	Propane (500-gallon tank cost)
Oct '20	114.5	114.4	89.1
Sep '20	111.8	111.0	89.7
Aug '20	111.8	111.0	97.5
Jul '20	111.8	111.0	117.6
Jun '20	111.8	110.4	132.6
May '20	111.8	115.0	134.9
Apr '20	114.4	118.2	135.9
Mar '20	129.5	125.1	139.6
Feb '20	139.9	138.2	140.6
Jan '20	143.4	148.7	140.8

Dec '19	145.2	147.7	146.5
Nov '19	139.9	143.7	128.3
Oct '19	134.7	137.8	127.0
Sep '19	127.3	130.5	123.2
Aug '19	127.3	130.5	124.2
Jul '19	127.6	130.8	124.2
Jun '19	128.1	131.3	124.2
May '19	128.1	131.3	124.2
Apr '19	126.6	129.7	124.2
Mar '19	125.0	128.1	124.2
Feb '19	122.9	126.0	119.0
Jan '19	116.6	119.7	119.0

Dec '18	127.1	130.2	115.7
Nov '18	135.5	138.6	117.1

Next release: December 31, 2021