



Yukon Fuel Price Survey October 2021

Retail Motor Fuel Prices in Yukon

	Self-serve			% Change Oct 21, 2020 to Oct 20, 2021		
	regular	premium	diesel	regular	premium	diesel
Whitehorse	154.7	165.7	150.7	29.2%	28.5%	27.4%
Beaver Creek	174.9	189.9	174.9	17.4%	19.4%	12.9%
Burwash Landing	n/a	n/a	n/a	n/a	n/a	n/a
Carcross	164.9	-	157.9	21.3%	-	21.6%
Carmacks	165.9	176.9	161.4	27.7%	26.4%	34.6%
Dawson City	165.7	179.9	160.3	18.0%	20.0%	14.3%
Destruction Bay	171.9	187.9	175.9	32.3%	28.8%	33.4%
Eagle Plains	172.0	-	165.0	22.9%	-	13.8%
Faro	165.9	-	164.9	26.7%	-	26.9%
Haines Junction	160.7	170.6	157.2	30.4%	29.6%	23.9%
Jake's Corner	155.9	166.9	154.9	30.0%	32.6%	29.2%
Mayo	158.0	-	149.4	n/a	-	n/a
Pelly Crossing	158.9	168.9	153.9	21.4%	22.5%	22.2%
Ross River	164.9	-	154.9	37.5%	-	23.0%
Stewart Crossing	165.9	176.9	164.9	n/a	n/a	n/a
Teslin	161.9	170.9	154.4	30.7%	29.6%	24.6%
Watson Lake	153.9	164.9	152.9	35.1%	33.1%	33.1%

As of October 20, 2021, where prices were available, average **regular self-serve** gasoline prices ranged from 153.9¢ per litre in Watson Lake to 174.9¢ per litre in Beaver Creek; a difference of 21.0¢. In communities offering **premium self-serve** gasoline, prices ranged from 164.9¢ in Watson Lake to 189.9¢ in Beaver Creek; a difference of 25.0¢. **Diesel self-serve**, where prices were available, ranged from 149.4¢ in Mayo to 175.9¢ in Destruction Bay; a difference of 26.5¢ per litre.

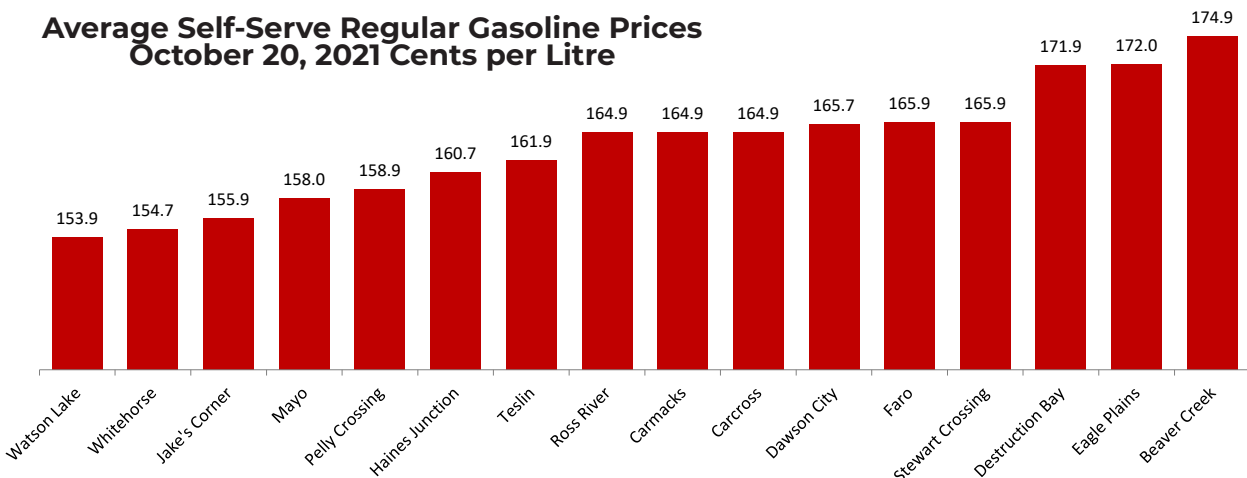
Comparing October 20, 2021 to October 21, 2020, **regular self-serve** gasoline prices increased in all Yukon communities with the largest percentage increase at Ross River (37.5%). **Diesel self-serve** prices increased in all Yukon communities with the largest percentage increase in Carmacks (34.6%).

	Full-serve				% Change Oct 21, 2020 to Oct 20, 2021			
	regular	premium	diesel	propane	regular	premium	diesel	propane
Whitehorse	155.9	165.9	154.9	123.6	31.7%	30.7%	30.8%	17.8%
Dawson City	-	-	-	135.0	-	-	-	0.0%
Destruction Bay	-	-	-	136.9	-	-	-	0.0%
Eagle Plains	-	-	-	144.0	-	-	-	0.0%
Teslin	-	-	-	110.0	-	-	-	0.0%
Watson Lake	-	-	-	120.0	-	-	-	6.3%

In communities offering **full-serve propane** fuel services, prices ranged from 110.0¢ per litre in Teslin to 144.0 per litre in Eagle Plains; a difference of 34.0¢. Year-over-year, prices of full-serve propane increased in Whitehorse, and Watson Lake; and remained the same in Dawson City, Destruction Bay, Eagle Plains and Teslin.

Notes:
All prices are Canadian cents per litre, including all applicable taxes.
"n/a" indicates this information was not available for the reporting period.
"-" indicates this service was not available in this community at this time.

Average Self-Serve Regular Gasoline Prices October 20, 2021 Cents per Litre



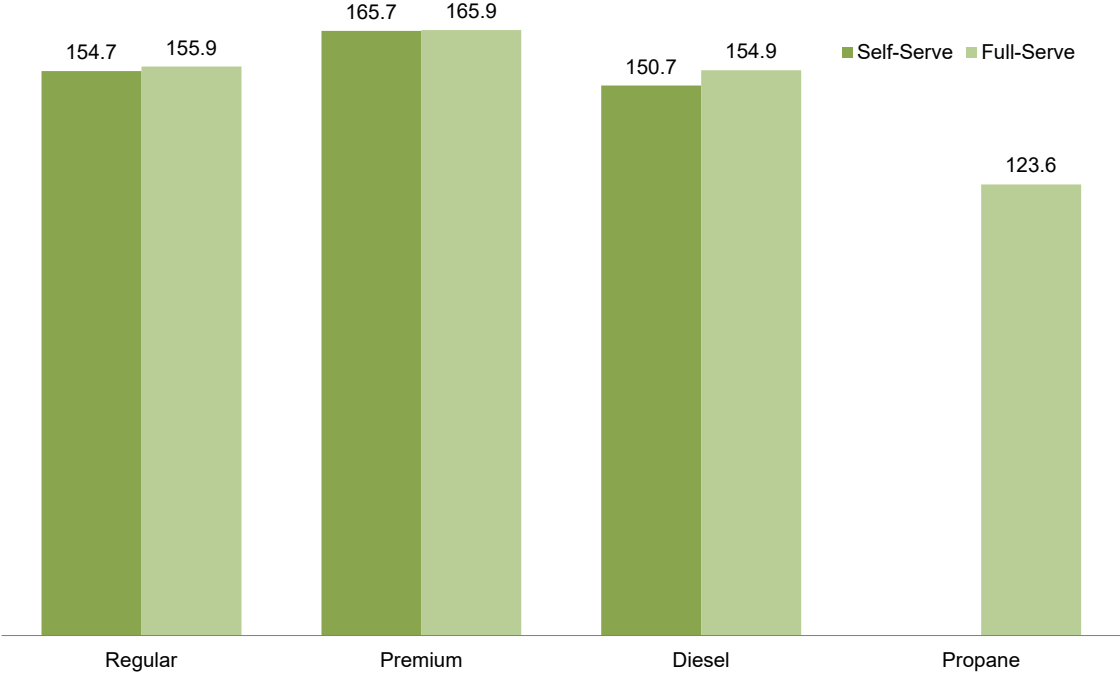
Price for Burwash Landing was unavailable.

Retail Motor Fuel Prices — Whitehorse

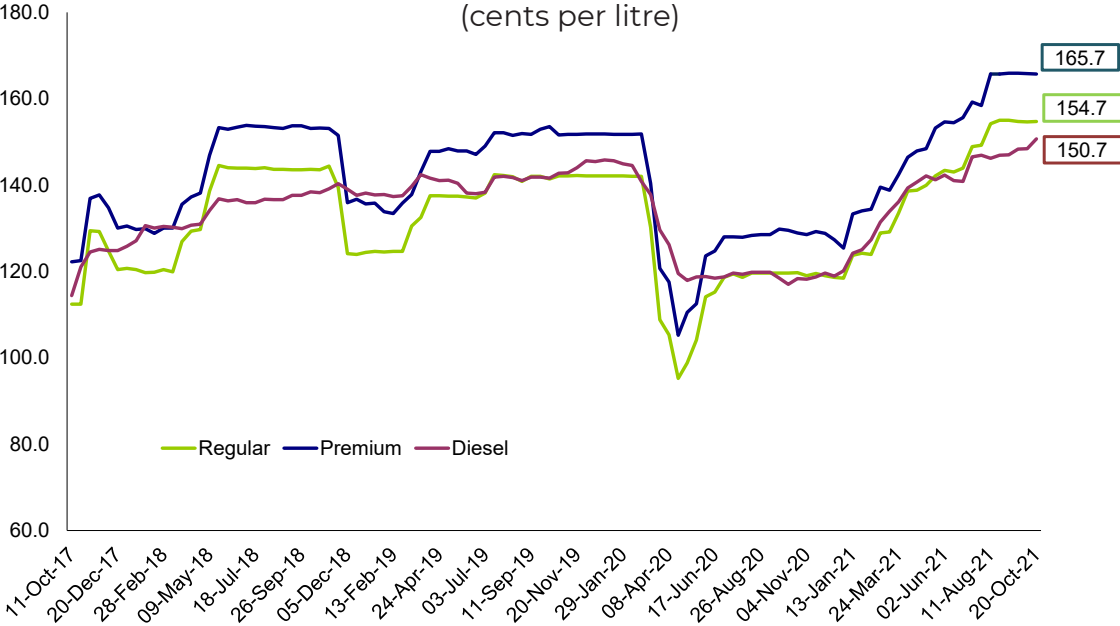
	Self-serve			Full-serve			
	regular	premium	diesel	regular	premium	diesel	propane
20-Oct-21	154.7	165.7	150.7	155.9	165.9	154.9	123.6
6-Oct-21	154.6	165.8	148.4	155.9	165.9	154.9	123.6
22-Sep-21	154.7	165.9	148.3	155.9	165.9	147.9	118.9
8-Sep-21	155.0	165.9	147.0	155.9	165.9	147.9	116.9
25-Aug-21	155.0	165.7	146.9	154.9	164.9	145.9	116.9
11-Aug-21	154.2	165.7	146.2	154.9	164.9	145.9	116.9
28-Jul-21	149.2	158.4	146.9	145.9	155.9	142.9	115.9
14-Jul-21	148.9	159.2	146.5	145.9	155.9	142.9	115.9
30-Jun-21	143.9	155.6	140.8	144.9	154.9	142.9	113.9
16-Jun-21	143.0	154.4	141.0	144.9	154.9	142.9	113.6
2-Jun-21	143.4	154.6	142.3	144.9	154.9	142.9	113.9
19-May-21	142.1	153.2	141.2	144.9	154.9	142.9	112.2
5-May-21	139.9	148.4	142.1	144.4	154.4	150.9	111.2
21-Apr-21	138.8	147.9	140.7	139.9	149.9	142.9	111.2
7-Apr-21	138.6	146.4	139.3	135.9	145.9	138.9	107.2
24-Mar-21	133.5	142.4	136.1	134.9	144.9	137.9	107.9
10-Mar-21	129.1	138.8	133.9	129.9	139.9	137.9	109.9
24-Feb-21	128.9	139.5	131.4	129.9	139.9	139.9	112.9
10-Feb-21	123.9	134.4	127.3	124.9	134.9	130.9	111.6
27-Jan-21	124.2	134.0	125.0	124.9	129.9	125.9	111.6
13-Jan-21	123.7	133.3	124.2	124.9	134.9	125.9	110.2
30-Dec-20	118.4	125.4	120.1	119.9	123.9	119.9	104.9
16-Dec-20	118.6	127.3	118.9	119.9	129.9	119.9	104.9
2-Dec-20	119.0	128.8	119.6	119.9	130.4	119.9	104.9
18-Nov-20	119.5	129.2	118.7	118.4	128.9	118.4	104.9
4-Nov-20	119.0	128.5	118.2	118.4	126.9	118.4	108.2
21-Oct-20	119.7	128.9	118.3	118.4	126.9	118.4	104.9
7-Oct-20	119.6	129.5	117.0	118.2	126.9	115.9	104.9
Sep '20	119.6	129.2	119.1	118.2	126.9	118.2	107.7
Aug '20	119.6	128.4	119.8	119.7	129.9	119.7	107.7
Jul '20	118.9	128.0	119.2	119.7	128.2	119.7	105.9
Jun '20	114.7	124.2	118.6	116.1	125.2	119.8	105.6
May '20	101.5	111.5	118.3	103.4	111.2	117.2	103.9
Apr '20	100.3	111.4	122.9	100.9	116.2	123.2	102.2
Mar '20	119.5	130.6	133.7	120.1	135.5	138.4	103.3
Feb '20	142.0	151.8	142.7	142.6	153.2	143.7	106.8
Jan '20	142.1	151.7	145.4	142.6	153.2	145.7	106.8
Dec '19	142.1	151.8	145.5	142.9	153.6	146.9	106.2
Nov '19	142.2	151.7	143.4	142.9	153.4	143.6	104.9
Oct '19	141.8	152.6	142.2	142.9	153.5	142.2	102.9
Sep '19	142.0	152.3	141.8	142.9	153.7	143.1	100.8
Aug '19	141.4	151.7	141.4	142.9	153.9	142.9	101.0
Jul '19	140.9	151.1	140.7	141.8	152.9	140.6	101.1
Jun '19	137.1	147.5	138.1	137.3	149.5	138.9	100.7
May '19	137.4	148.2	140.8	137.9	150.1	140.9	101.5
Apr '19	137.5	147.8	141.3	137.9	149.9	141.4	100.9
Mar '19	131.5	140.5	141.1	132.9	143.6	142.4	100.1
Feb '19	124.6	134.6	137.4	124.9	136.3	138.5	99.3
Jan '19	124.5	135.1	137.9	124.9	137.4	138.9	99.9
Dec '18	124.0	136.3	138.3	124.3	139.6	138.1	102.4
Nov '18	141.9	152.3	139.7	142.4	152.1	138.8	102.4
Oct '18	143.6	153.2	138.3	143.9	152.9	136.9	101.1

Retail Motor Fuel Prices — Whitehorse

Average Fuel Prices, as of October 20, 2021
(cents per litre)



Average Self-Serve Bi-weekly Fuel Prices,
October 2016 - October 2021
(cents per litre)



Retail Motor Fuel Prices - Beaver Creek & Burwash Landing

	Beaver Creek Self-serve		
	regular	premium	diesel
20-Oct-21	174.9	189.9	174.9
6-Oct-21	174.9	189.9	174.9
22-Sep-21	169.9	184.9	174.9
8-Sep-21	172.4	184.9	171.9
25-Aug-21	172.4	184.9	171.9
11-Aug-21	168.9	176.9	171.9
28-Jul-21	162.4	176.9	171.9
14-Jul-21	162.4	176.9	171.9
30-Jun-21	155.9	174.9	169.4
16-Jun-21	161.9	174.9	169.4
2-Jun-21	154.9	174.9	169.9
19-May-21	154.9	174.9	169.9
5-May-21	154.9	174.9	169.9
21-Apr-21	154.9	174.9	169.9
7-Apr-21	154.9	174.9	169.9
24-Mar-21	154.9	174.9	169.9
10-Mar-21	139.9	159.9	169.9
24-Feb-21	139.9	159.9	159.9
10-Feb-21	139.9	159.9	159.9
27-Jan-21	139.9	159.9	159.9
13-Jan-21	139.9	154.9	154.9

30-Dec-20	139.9	154.9	154.9
16-Dec-20	n/a	n/a	n/a
2-Dec-20	154.9	165.9	165.9
18-Nov-20	149.9	159.9	154.9
4-Nov-20	149.9	159.9	154.9
21-Oct-20	149.0	159.0	154.9
7-Oct-20	144.9	159.0	154.9

Sep '20	147.4	164.0	154.9
Aug '20	149.9	159.9	154.9
Jul '20	149.9	159.9	154.9
Jun '20	144.4	159.9	154.9
May '20	138.5	159.5	154.5
Apr '20	138.5	164.5	154.5
Mar '20	153.9	169.9	169.9
Feb '20	158.9	169.9	174.9
Jan '20	158.9	169.9	174.9

Dec '19	158.9	169.9	174.9
Nov '19	157.9	169.9	165.9
Oct '19	157.1	169.5	163.8
Sep '19	157.1	165.0	160.8
Aug '19	157.2	169.9	160.9
Jul '19	157.2	169.9	160.9
Jun '19	157.2	166.4	159.8
May '19	158.9	169.9	169.9
Apr '19	154.9	169.9	169.9
Mar '19	149.9	169.9	169.9
Feb '19	147.4	169.9	169.9
Jan '19	149.9	166.6	166.6

Dec '18	154.9	169.9	169.9
Nov '18	159.9	169.9	164.9
Oct '18	158.8	169.9	157.8

	Burwash Landing Self-serve		
	regular	premium	diesel
20-Oct-21	n/a	n/a	n/a
6-Oct-21	n/a	n/a	n/a
22-Sep-21	n/a	n/a	n/a
8-Sep-21	159.9	n/a	161.0
25-Aug-21	n/a	n/a	n/a
11-Aug-21	159.9	157.9	149.9
28-Jul-21	n/a	n/a	n/a
14-Jul-21	151.9	159.9	146.9
30-Jun-21	151.9	159.9	146.9
16-Jun-21	n/a	n/a	n/a
2-Jun-21	145.9	155.9	144.9
19-May-21	145.9	155.9	144.9
5-May-21	145.9	155.9	144.9
21-Apr-21	145.9	155.9	144.9
7-Apr-21	155.9	145.9	144.9
24-Mar-21	122.2	123.2	118.3
10-Mar-21	n/a	n/a	n/a
24-Feb-21	129.9	139.9	134.9
10-Feb-21	n/a	n/a	n/a
27-Jan-21	124.0	134.0	129.0
13-Jan-21	n/a	n/a	n/a

30-Dec-20	n/a	n/a	n/a
16-Dec-20	n/a	n/a	n/a
2-Dec-20	n/a	n/a	n/a
18-Nov-20	n/a	n/a	n/a
4-Nov-20	126.5	136.8	122.5
21-Oct-20	126.5	136.8	122.5
7-Oct-20	126.5	136.8	122.5

Sep '20	n/a	n/a	n/a
Aug '20	125.9	133.1	127.3
Jul '20	126.3	133.0	124.7
Jun '20	105.9	113.9	129.9
May '20	105.9	113.9	129.9
Apr '20	n/a	n/a	n/a
Mar '20	142.9	152.9	142.9
Feb '20	142.9	n/a	n/a
Jan '20	142.9	152.9	142.9

Dec '19	142.9	152.9	142.9
Nov '19	142.9	152.9	142.9
Oct '19	142.9	152.9	142.9
Sep '19	142.9	152.9	142.9
Aug '19	142.9	152.9	142.9
Jul '19	140.4	150.4	141.4
Jun '19	132.9	142.9	139.9
May '19	132.9	142.9	139.9
Apr '19	n/a	n/a	n/a
Mar '19	126.0	136.0	138.9
Feb '19	126.0	136.0	138.9
Jan '19	133.5	144.5	138.9

Dec '18	140.9	152.9	138.9
Nov '18	147.9	157.9	138.4
Oct '18	147.9	157.9	138.9

Retail Motor Fuel Prices — Carcross & Carmacks

	Carcross Self-serve				Carmacks Self-serve		
	regular	premium	diesel		regular	premium	diesel
20-Oct-21	164.9	-	157.9	20-Oct-21	165.9	176.9	161.4
6-Oct-21	164.9	-	157.9	6-Oct-21	164.9	174.4	154.9
22-Sep-21	164.9	-	157.9	22-Sep-21	164.9	173.9	154.9
8-Sep-21	164.9	-	157.9	8-Sep-21	164.9	174.4	154.9
25-Aug-21	164.9	-	157.9	25-Aug-21	164.9	172.4	154.9
11-Aug-21	164.9	-	157.9	11-Aug-21	159.9	169.9	154.9
28-Jul-21	159.9	-	157.9	28-Jul-21	157.4	166.9	154.9
14-Jul-21	159.9	-	157.9	14-Jul-21	154.9	164.4	147.9
30-Jun-21	154.9	-	157.9	30-Jun-21	154.9	164.4	147.9
16-Jun-21	154.9	-	157.9	16-Jun-21	154.9	164.4	147.9
2-Jun-21	154.9	-	157.9	2-Jun-21	154.9	164.4	147.9
19-May-21	154.9	-	157.9	19-May-21	148.9	158.9	147.9
5-May-21	148.9	-	149.9	5-May-21	148.9	158.9	147.9
21-Apr-21	148.9	-	149.9	21-Apr-21	148.9	158.9	147.9
7-Apr-21	148.9	-	149.9	7-Apr-21	144.9	154.9	145.9
24-Mar-21	148.9	-	149.9	24-Mar-21	142.9	152.9	145.9
10-Mar-21	144.9	-	145.9	10-Mar-21	136.9	146.9	139.9
24-Feb-21	144.9	-	145.9	24-Feb-21	136.9	146.9	136.9
10-Feb-21	138.9	-	144.9	10-Feb-21	129.9	139.9	136.9
27-Jan-21	138.9	-	139.9	27-Jan-21	123.7	133.2	123.7
13-Jan-21	138.9	-	139.9	13-Jan-21	129.9	139.9	129.9
30-Dec-20	135.9	-	135.9	30-Dec-20	129.9	139.9	119.9
16-Dec-20	135.9	-	135.9	16-Dec-20	129.9	139.9	119.9
2-Dec-20	135.9	-	135.9	2-Dec-20	129.9	139.9	119.9
18-Nov-20	135.9	-	135.9	18-Nov-20	129.9	139.9	119.9
4-Nov-20	135.9	-	135.9	4-Nov-20	129.9	139.9	119.9
21-Oct-20	135.9	-	129.9	21-Oct-20	129.9	139.9	119.9
7-Oct-20	135.9	-	129.9	7-Oct-20	129.9	139.9	124.9
Sep '20	129.9	-	135.4	Sep '20	129.8	139.9	124.9
Aug '20	135.9	-	129.9	Aug '20	129.9	139.9	123.5
Jul '20	134.6	-	129.9	Jul '20	131.2	139.7	118.6
Jun '20	127.9	-	129.9	Jun '20	122.4	132.4	118.9
May '20	110.9	-	129.9	May '20	108.9	118.9	121.4
Apr '20	112.9	-	129.9	Apr '20	109.9	122.4	126.9
Mar '20	148.9	-	153.9	Mar '20	138.2	148.2	149.9
Feb '20	152.9	-	157.9	Feb '20	152.9	162.9	159.9
Jan '20	152.9	-	157.9	Jan '20	152.9	162.9	165.9
Dec '19	152.9	-	157.9	Dec '19	152.9	162.9	155.9
Nov '19	152.9	-	157.9	Nov '19	152.9	162.9	155.9
Oct '19	149.9	-	154.9	Oct '19	152.9	162.9	155.9
Sep '19	149.9	-	154.9	Sep '19	152.9	162.9	155.9
Aug '19	149.9	-	154.9	Aug '19	152.9	162.9	155.9
Jul '19	149.9	-	154.9	Jul '19	152.9	162.9	155.9
Jun '19	147.9	-	154.9	Jun '19	152.9	160.4	154.9
May '19	147.9	-	154.9	May '19	152.9	160.4	154.9
Apr '19	147.9	-	154.9	Apr '19	147.2	157.2	151.9
Mar '19	139.9	-	149.9	Mar '19	134.9	144.9	146.9
Feb '19	134.9	-	149.9	Feb '19	129.9	139.9	142.4
Jan '19	134.9	-	149.9	Jan '19	129.9	139.9	144.6
Dec '18	134.9	-	149.9	Dec '18	133.4	146.7	152.2
Nov '18	152.4	-	154.9	Nov '18	149.9	162.4	155.9
Oct '18	154.9	-	154.9	Oct '18	154.9	164.9	152.4

Retail Motor Fuel Prices — Dawson City & Destruction Bay

	Dawson City Self-serve			Full-serve
	regular	premium	diesel	propane
20-Oct-21	165.7	179.9	160.3	135.0
6-Oct-21	163.6	179.9	160.6	135.0
22-Sep-21	163.6	178.9	160.6	135.0
8-Sep-21	163.1	177.9	159.4	135.0
25-Aug-21	160.8	177.4	158.6	135.0
11-Aug-21	157.7	177.4	156.2	135.0
28-Jul-21	159.9	169.9	159.9	135.0
14-Jul-21	161.4	169.9	163.4	135.0
30-Jun-21	148.2	164.4	150.4	135.0
16-Jun-21	147.7	163.4	150.4	135.0
2-Jun-21	147.7	163.4	150.4	135.0
19-May-21	144.9	165.8	147.6	n/a
5-May-21	150.4	159.9	152.7	135.0
21-Apr-21	144.2	159.9	146.4	135.0
7-Apr-21	146.9	158.4	149.2	135.0
24-Mar-21	143.2	155.9	147.1	135.0
10-Mar-21	139.2	149.5	142.7	135.0
24-Feb-21	136.8	149.7	141.6	135.0
10-Feb-21	130.6	149.5	133.3	n/a
27-Jan-21	136.2	152.0	137.7	n/a
13-Jan-21	131.8	146.7	134.2	n/a
30-Dec-20	127.1	146.5	129.5	n/a
16-Dec-20	126.5	144.9	128.8	n/a
2-Dec-20	133.2	149.9	133.1	135.0
18-Nov-20	133.2	149.9	133.1	135.0
4-Nov-20	130.2	149.9	130.1	135.0
21-Oct-20	140.4	149.9	140.2	135.0
7-Oct-20	140.4	148.9	140.2	125.0
Sep '20	140.4	148.9	139.7	125.0
Aug '20	140.4	148.9	139.7	125.0
Jul '20	133.0	148.7	133.3	125.0
Jun '20	124.3	144.1	128.1	n/a
May '20	114.6	128.3	127.0	n/a
Apr '20	117.9	121.4	144.7	n/a
Mar '20	143.4	147.3	147.8	n/a
Feb '20	149.9	156.3	157.8	n/a
Jan '20	150.7	158.4	164.9	n/a
Dec '19	152.7	164.5	158.4	135.0
Nov '19	155.0	164.7	160.5	135.0
Oct '19	154.0	164.4	153.7	135.0
Sep '19	158.9	164.9	155.8	135.0
Aug '19	155.2	166.7	152.1	135.0
Jul '19	154.9	167.3	154.0	135.0
Jun '19	155.5	167.1	156.3	135.0
May '19	157.4	168.4	160.9	135.0
Apr '19	150.7	168.4	155.9	n/a
Mar '19	141.4	158.2	154.3	n/a
Feb '19	138.3	153.4	150.2	n/a
Jan '19	136.1	151.8	148.1	n/a
Dec '18	139.0	169.5	151.0	n/a
Nov '18	155.4	173.0	154.2	135.0
Oct '18	154.6	172.0	151.8	135.0

	Destruction Bay Self-serve			Full-serve
	regular	premium	diesel	propane
20-Oct-21	171.9	187.9	175.9	136.9
6-Oct-21	171.9	187.9	175.9	136.9
22-Sep-21	163.9	179.9	159.9	136.9
8-Sep-21	162.9	178.9	157.9	136.9
25-Aug-21	164.9	180.9	156.9	136.9
11-Aug-21	164.9	180.9	156.9	136.9
28-Jul-21	163.9	179.9	155.9	136.9
14-Jul-21	163.9	179.9	153.9	136.9
30-Jun-21	159.9	175.9	152.9	136.9
16-Jun-21	156.9	172.9	151.9	136.9
2-Jun-21	155.9	171.9	157.9	136.9
19-May-21	155.9	171.9	157.9	136.9
5-May-21	156.9	172.9	154.9	136.9
21-Apr-21	n/a	n/a	n/a	n/a
7-Apr-21	150.9	166.9	152.9	136.9
24-Mar-21	n/a	n/a	n/a	n/a
10-Mar-21	148.9	164.9	156.9	136.9
24-Feb-21	146.9	162.9	153.9	136.9
10-Feb-21	n/a	n/a	n/a	n/a
27-Jan-21	n/a	n/a	n/a	n/a
13-Jan-21	n/a	n/a	n/a	n/a
30-Dec-20	n/a	n/a	n/a	n/a
16-Dec-20	129.9	145.9	139.9	136.9
2-Dec-20	n/a	n/a	n/a	n/a
18-Nov-20	n/a	n/a	n/a	n/a
4-Nov-20	129.9	145.9	131.9	136.9
21-Oct-20	129.9	145.9	131.9	136.9
7-Oct-20	133.9	149.9	130.9	136.9
Sep '20	133.9	149.9	124.9	136.9
Aug '20	133.9	149.9	124.9	136.9
Jul '20	133.9	149.9	125.9	136.9
Jun '20	n/a	n/a	n/a	n/a
May '20	n/a	n/a	n/a	n/a
Apr '20	n/a	n/a	n/a	n/a
Mar '20	142.9	158.9	150.9	136.9
Feb '20	142.9	158.9	149.9	136.9
Jan '20	142.9	158.9	156.9	136.9
Dec '19	143.9	159.9	162.9	136.9
Nov '19	141.9	157.9	156.9	136.9
Oct '19	141.9	157.9	152.9	136.9
Sep '19	142.4	156.4	143.9	136.9
Aug '19	140.9	154.9	141.9	137.9
Jul '19	145.9	159.6	142.9	136.9
Jun '19	149.9	162.9	147.9	136.9
May '19	150.9	163.9	149.9	136.9
Apr '19	n/a	n/a	n/a	n/a
Mar '19	140.9	153.9	149.9	136.9
Feb '19	130.9	143.9	144.9	136.9
Jan '19	133.6	146.6	148.6	136.9
Dec '18	142.9	155.9	156.9	138.5
Nov '18	145.9	158.9	154.4	140.0
Oct '18	153.4	166.4	157.4	138.5

Retail Motor Fuel Prices — Eagle Plains & Faro

	Eagle Plains Self-Serve			Full-serve propane		Faro Self-Serve		
	regular	premium	diesel			regular	premium	diesel
20-Oct-21	172.0	-	165.0	144.0	20-Oct-21	165.9	-	164.9
6-Oct-21	174.0	-	165.0	144.0	6-Oct-21	165.9	-	164.9
22-Sep-21	165.0	-	165.0	144.0	22-Sep-21	165.9	-	156.9
8-Sep-21	165.0	-	160.0	144.0	8-Sep-21	165.9	-	156.9
25-Aug-21	165.9	-	165.0	144.0	25-Aug-21	165.9	-	156.9
11-Aug-21	165.9	-	165.0	144.0	11-Aug-21	n/a	-	n/a
28-Jul-21	165.0	-	165.0	144.0	28-Jul-21	159.9	-	156.9
14-Jul-21	160.0	-	165.0	144.0	14-Jul-21	n/a	-	n/a
30-Jun-21	160.0	-	165.0	144.0	30-Jun-21	154.9	-	152.9
16-Jun-21	160.0	-	165.0	144.0	16-Jun-21	154.9	-	152.9
2-Jun-21	n/a	-	n/a	n/a	2-Jun-21	154.9	-	152.9
19-May-21	n/a	-	n/a	n/a	19-May-21	149.9	-	152.9
5-May-21	150.0	-	155.0	144.0	5-May-21	149.9	-	152.9
21-Apr-21	n/a	-	n/a	n/a	21-Apr-21	149.9	-	152.9
7-Apr-21	150.0	-	150.0	144.0	7-Apr-21	149.9	-	152.9
24-Mar-21	150.0	-	150.0	144.0	24-Mar-21	143.9	-	147.9
10-Mar-21	140.0	-	145.0	144.0	10-Mar-21	133.9	-	139.9
24-Feb-21	140.0	-	145.0	144.0	24-Feb-21	n/a	-	n/a
10-Feb-21	140.0	-	145.0	144.0	10-Feb-21	134.9	-	139.9
27-Jan-21	142.0	-	145.0	144.0	27-Jan-21	130.9	-	134.9
13-Jan-21	142.0	-	140.0	144.0	13-Jan-21	130.9	-	134.9
30-Dec-20	142.0	-	140.0	144.0	30-Dec-20	130.9	-	134.9
16-Dec-20	142.0	-	140.0	144.0	16-Dec-20	130.9	-	134.9
2-Dec-20	142.0	-	140.0	144.0	2-Dec-20	130.9	-	129.9
18-Nov-20	140.0	-	145.0	144.0	18-Nov-20	130.9	-	129.9
4-Nov-20	140.0	-	145.0	144.0	4-Nov-20	130.9	-	129.9
21-Oct-20	140.0	-	145.0	144.0	21-Oct-20	130.9	-	129.9
7-Oct-20	140.0	-	145.0	144.0	7-Oct-20	130.9	-	120.9
Sep '20	140.0	-	145.0	144.0	Sep '20	130.9	-	120.9
Aug '20	140.0	-	142.5	144.0	Aug '20	130.9	-	120.9
Jul '20	140.0	-	145.0	144.0	Jul '20	132.9	-	122.9
Jun '20	155.0	-	145.0	144.0	Jun '20	126.9	-	120.9
May '20	170.0	-	145.0	144.0	May '20	111.4	-	120.9
Apr '20	170.0	-	145.0	144.0	Apr '20	114.9	-	130.9
Mar '20	170.0	-	166.0	144.0	Mar '20	135.9	-	147.9
Feb '20	170.0	-	166.0	144.0	Feb '20	153.9	-	156.9
Jan '20	170.0	-	161.0	142.7	Jan '20	154.9	-	157.9
Dec '19	170.0	-	161.0	142.0	Dec '19	154.6	-	157.6
Nov '19	170.0	-	163.5	142.0	Nov '19	154.3	-	157.3
Oct '19	170.0	-	161.0	144.0	Oct '19	154.3	-	157.3
Sep '19	170.0	-	161.0	144.0	Sep '19	154.3	-	157.3
Aug '19	170.0	-	163.5	144.0	Aug '19	154.3	-	157.3
Jul '19	170.0	-	162.7	144.0	Jul '19	154.3	-	157.3
Jun '19	165.0	-	160.0	140.0	Jun '19	149.9	-	151.9
May '19	165.0	-	160.0	140.0	May '19	153.9	-	155.9
Apr '19	165.0	-	157.5	140.0	Apr '19	146.9	-	150.9
Mar '19	165.0	-	155.0	140.0	Mar '19	135.9	-	147.4
Feb '19	165.0	-	155.0	140.0	Feb '19	130.9	-	145.9
Jan '19	165.0	-	155.0	140.0	Jan '19	130.9	-	145.9
Dec '18	155.0	-	155.0	140.0	Dec '18	138.4	-	152.7
Nov '18	155.0	-	155.0	140.0	Nov '18	154.9	-	142.5
Oct '18	160.0	-	157.5	140.0	Oct '18	154.9	-	142.5

Retail Motor Fuel Prices — Haines Junction

	Self-serve			Full-serve
	regular	premium	diesel	propane
20-Oct-21	160.7	170.6	157.2	-
6-Oct-21	158.7	168.6	155.1	-
22-Sep-21	158.7	168.6	152.2	-
8-Sep-21	158.7	168.6	150.2	-
25-Aug-21	158.7	168.6	150.2	-
11-Aug-21	157.9	168.6	149.7	-
28-Jul-21	153.2	162.9	149.6	-
14-Jul-21	151.7	163.2	149.7	-
30-Jun-21	147.9	157.9	152.9	-
16-Jun-21	147.9	158.2	151.2	-
2-Jun-21	147.9	158.2	151.2	-
19-May-21	148.4	157.9	153.4	-
5-May-21	143.2	153.2	147.2	-
21-Apr-21	144.4	153.2	147.2	-
7-Apr-21	144.4	153.2	147.2	-
24-Mar-21	137.6	148.4	142.9	-
10-Mar-21	133.9	143.2	142.7	-
24-Feb-21	133.2	143.2	138.4	-
10-Feb-21	129.2	138.2	136.7	-
27-Jan-21	128.4	137.2	134.7	-
13-Jan-21	126.9	139.2	132.9	-
30-Dec-20	123.2	131.6	126.9	-
16-Dec-20	124.2	133.2	128.2	-
2-Dec-20	123.2	131.6	126.9	-
18-Nov-20	123.2	131.6	126.9	-
4-Nov-20	123.2	131.6	126.9	-
21-Oct-20	123.2	131.6	126.9	-
7-Oct-20	123.9	133.2	126.9	-
Sep '20	122.7	130.9	126.9	-
Aug '20	122.7	130.9	126.9	-
Jul '20	122.7	131.6	126.9	-
Jun '20	116.8	125.4	126.3	-
May '20	103.9	111.3	126.8	-
Apr '20	111.2	112.8	134.7	-
Mar '20	132.3	138.1	144.3	-
Feb '20	147.3	155.9	150.7	-
Jan '20	147.0	155.9	150.7	n/a
Dec '19	147.6	155.9	149.6	n/a
Nov '19	147.6	155.9	148.7	n/a
Oct '19	147.3	155.9	147.6	n/a
Sep '19	147.5	155.9	148.1	n/a
Aug '19	147.5	155.9	148.1	n/a
Jul '19	146.5	155.1	147.1	n/a
Jun '19	142.3	153.2	144.5	n/a
May '19	140.8	149.9	146.2	n/a
Apr '19	141.2	150.9	146.9	n/a
Mar '19	133.6	139.2	140.8	n/a
Feb '19	128.9	136.9	139.9	n/a
Jan '19	128.9	136.9	139.9	n/a
Dec '18	136.7	139.9	144.0	n/a
Nov '18	148.2	155.4	148.6	n/a
Oct '18	148.7	157.9	147.0	100.0

Retail Motor Fuel Prices — Jake's Corner

	Self-serve			Full-serve
	regular	premium	diesel	propane
20-Oct-21	155.9	166.9	154.9	-
6-Oct-21	155.9	166.9	146.9	-
22-Sep-21	155.9	166.9	146.9	-
8-Sep-21	155.9	166.9	146.9	-
25-Aug-21	155.9	166.9	146.9	-
11-Aug-21	155.9	166.9	146.9	-
28-Jul-21	n/a	n/a	n/a	-
14-Jul-21	149.9	160.9	146.9	-
30-Jun-21	n/a	n/a	n/a	-
16-Jun-21	144.9	155.9	142.9	-
2-Jun-21	144.9	155.9	142.9	-
19-May-21	144.9	155.9	147.9	-
5-May-21	139.9	150.9	142.9	-
21-Apr-21	139.9	150.9	142.9	-
7-Apr-21	139.9	150.9	142.9	-
24-Mar-21	134.9	145.9	137.9	-
10-Mar-21	129.9	140.9	137.9	-
24-Feb-21	129.9	140.9	130.9	-
10-Feb-21	124.9	135.9	129.9	-
27-Jan-21	124.9	135.9	125.9	-
13-Jan-21	124.9	135.9	125.9	-
30-Dec-20	119.9	125.9	119.9	-
16-Dec-20	119.9	125.9	119.9	-
2-Dec-20	119.9	125.9	119.9	-
18-Nov-20	119.9	125.9	119.9	-
4-Nov-20	119.9	125.9	119.9	-
21-Oct-20	119.9	125.9	119.9	-
7-Oct-20	119.9	125.9	119.9	-
Sep '20	119.9	125.9	119.9	-
Aug '20	119.9	125.9	119.9	-
Jul '20	119.9	125.9	119.9	-
Jun '20	114.9	120.9	119.9	-
May '20	104.9	114.9	119.9	-
Apr '20	100.9	n/a	n/a	-
Mar '20	117.9	n/a	n/a	-
Feb '20	142.9	153.9	151.9	-
Jan '20	142.9	153.9	151.9	-
Dec '19	142.9	153.9	151.9	-
Nov '19	142.9	153.9	151.9	-
Oct '19	147.4	154.9	151.9	-
Sep '19	149.9	154.9	142.9	-
Aug '19	n/a	n/a	n/a	-
Jul '19	142.9	156.0	147.9	-
Jun '19	137.9	151.0	142.9	-
May '19	137.9	151.0	142.9	-
Apr '19	137.9	151.0	144.4	-
Mar '19	132.9	145.0	145.9	-
Feb '19	127.9	137.9	143.0	-
Jan '19	127.9	137.9	143.0	-
Dec '18	127.9	137.9	143.0	n/a
Nov '18	144.9	155.9	141.7	n/a
Oct '18	147.8	155.9	141.4	n/a

Retail Motor Fuel Prices — Mayo

	Self-serve		
	regular	premium	diesel
20-Oct-21	158.0	-	149.4
6-Oct-21	152.9	-	146.6
22-Sep-21	152.9	-	146.6
8-Sep-21	152.9	-	146.6
25-Aug-21	159.9	-	157.1
11-Aug-21	144.7	-	144.7
28-Jul-21	n/a	-	n/a
14-Jul-21	n/a	-	n/a
30-Jun-21	139.0	-	140.9
16-Jun-21	139.0	-	140.9
2-Jun-21	139.0	-	140.9
19-May-21	139.0	-	140.9
5-May-21	n/a	-	n/a
21-Apr-21	139.0	-	140.9
7-Apr-21	145.9	-	147.9
24-Mar-21	140.9	-	143.9
10-Mar-21	136.9	-	137.9
24-Feb-21	131.9	-	135.9
10-Feb-21	125.6	-	127.5
27-Jan-21	130.9	-	131.9
13-Jan-21	129.9	-	129.9
30-Dec-20	122.8	-	122.8
16-Dec-20	122.8	-	122.8
2-Dec-20	127.9	-	127.9
18-Nov-20	127.9	-	127.9
4-Nov-20	121.8	-	121.8
21-Oct-20	n/a	-	n/a
7-Oct-20	n/a	-	n/a
Sep '20	n/a	-	n/a
Aug '20	n/a	-	n/a
Jul '20	116.9	-	119.9
Jun '20	114.9	-	121.8
May '20	103.0	-	124.0
Apr '20	n/a	-	n/a
Mar '20	146.6	-	148.1
Feb '20	153.1	-	153.1
Jan '20	149.9	-	147.9
Dec '19	149.9	-	149.4
Nov '19	149.9	-	147.9
Oct '19	142.8	-	140.9
Sep '19	n/a	-	n/a
Aug '19	141.4	-	144.1
Jul '19	146.2	-	145.6
Jun '19	144.0	-	145.9
May '19	146.9	-	151.9
Apr '19	146.9	-	153.4
Mar '19	137.9	-	149.9
Feb '19	133.9	-	144.9
Jan '19	132.2	-	143.6
Dec '18	125.8	-	139.0
Nov '18	146.9	-	141.4
Oct '18	143.4	-	134.1

Retail Motor Fuel Prices — Pelly Crossing & Ross River

	Pelly Crossing Self-serve		
	regular	premium	diesel
20-Oct-21	158.9	168.9	153.9
6-Oct-21	158.9	168.9	153.9
22-Sep-21	158.9	168.9	153.9
8-Sep-21	158.9	168.9	153.9
25-Aug-21	158.9	167.9	153.9
11-Aug-21	155.9	157.9	153.9
28-Jul-21	155.9	178.9	150.9
14-Jul-21	155.9	178.9	150.9
30-Jun-21	n/a	n/a	n/a
16-Jun-21	149.9	162.9	144.9
2-Jun-21	149.9	162.9	144.9
19-May-21	145.9	149.9	149.9
5-May-21	n/a	n/a	n/a
21-Apr-21	145.9	152.9	140.9
7-Apr-21	n/a	n/a	n/a
24-Mar-21	130.9	134.9	125.9
10-Mar-21	n/a	n/a	n/a
24-Feb-21	130.9	137.9	125.9
10-Feb-21	130.9	n/a	125.9
27-Jan-21	130.9	n/a	125.9
13-Jan-21	130.9	137.9	125.9
30-Dec-20	130.9	137.9	125.9
16-Dec-20	n/a	n/a	n/a
2-Dec-20	n/a	n/a	n/a
18-Nov-20	n/a	n/a	n/a
4-Nov-20	n/a	n/a	n/a
21-Oct-20	130.9	137.9	125.9
7-Oct-20	130.9	137.9	125.9
Sep '20	130.9	137.9	125.9
Aug '20	130.9	137.9	125.9
Jul '20	130.6	138.9	125.6
Jun '20	109.9	140.9	104.9
May '20	105.4	140.9	100.4
Apr '20	110.5	140.9	105.5
Mar '20	146.4	152.4	141.4
Feb '20	151.9	157.9	146.9
Jan '20	151.9	157.9	146.9
Dec '19	151.9	157.9	146.9
Nov '19	151.9	157.9	146.9
Oct '19	151.9	157.9	146.9
Sep '19	151.9	157.9	146.9
Aug '19	151.9	157.9	146.9
Jul '19	151.9	157.9	146.9
Jun '19	151.9	157.9	146.9
May '19	151.9	157.9	146.9
Apr '19	147.9	153.9	142.9
Mar '19	130.9	136.9	125.9
Feb '19	130.9	136.9	125.9
Jan '19	135.1	139.6	127.9
Dec '18	140.9	146.9	135.9
Nov '18	153.9	-	148.9
Oct '18	153.9	159.9	148.9

	Ross River Self-serve		
	regular	premium	diesel
20-Oct-21	164.9	-	154.9
6-Oct-21	164.9	-	154.9
22-Sep-21	164.9	-	154.9
8-Sep-21	164.9	-	154.9
25-Aug-21	159.9	-	154.9
11-Aug-21	159.9	-	154.9
28-Jul-21	154.9	-	152.9
14-Jul-21	154.9	-	152.9
30-Jun-21	148.9	-	155.4
16-Jun-21	148.9	-	155.4
2-Jun-21	148.9	-	155.4
19-May-21	148.9	-	155.4
5-May-21	148.9	-	155.4
21-Apr-21	144.9	-	147.9
7-Apr-21	134.9	-	135.9
24-Mar-21	134.9	-	135.9
10-Mar-21	134.9	-	135.9
24-Feb-21	130.9	-	128.9
10-Feb-21	129.9	-	127.9
27-Jan-21	129.9	-	127.9
13-Jan-21	129.9	-	125.9
30-Dec-20	n/a	-	n/a
16-Dec-20	129.9	-	125.9
2-Dec-20	129.9	-	125.9
18-Nov-20	n/a	-	n/a
4-Nov-20	119.9	-	125.9
21-Oct-20	119.9	-	125.9
7-Oct-20	129.9	-	119.9
Sep '20	129.9	-	119.9
Aug '20	129.9	-	119.9
Jul '20	127.6	-	127.2
Jun '20	109.9	-	121.9
May '20	102.9	-	121.9
Apr '20	121.4	-	127.4
Mar '20	148.9	-	152.4
Feb '20	150.9	-	154.4
Jan '20	152.9	-	156.9
Dec '19	152.9	-	156.4
Nov '19	152.9	-	156.4
Oct '19	154.9	-	158.4
Sep '19	154.9	-	158.4
Aug '19	154.9	-	158.4
Jul '19	153.6	-	156.7
Jun '19	150.4	-	154.9
May '19	147.9	-	153.9
Apr '19	145.4	-	152.4
Mar '19	134.9	-	146.4
Feb '19	129.9	-	144.9
Jan '19	129.9	-	144.9
Dec '18	137.4	-	151.9
Nov '18	150.9	-	161.7
Oct '18	156.9	-	154.5

Retail Motor Fuel Prices — Stewart Crossing

	Self-Serve		
	regular	premium	diesel
20-Oct-21	165.9	176.9	164.9
6-Oct-21	165.9	176.9	156.9
22-Sep-21	165.9	176.9	156.9
8-Sep-21	165.9	176.9	156.9
25-Aug-21	165.9	176.9	156.9
11-Aug-21	165.9	176.9	156.9
28-Jul-21	n/a	n/a	n/a
14-Jul-21	159.9	170.9	156.9
30-Jun-21	n/a	n/a	n/a
16-Jun-21	154.9	165.9	152.9
2-Jun-21	154.9	165.9	152.9
19-May-21	149.9	160.9	152.9
5-May-21	149.9	160.9	152.9
21-Apr-21	149.9	160.9	152.9
7-Apr-21	149.9	160.9	152.9
24-Mar-21	144.9	155.9	147.9
10-Mar-21	n/a	n/a	n/a
24-Feb-21	n/a	n/a	n/a
10-Feb-21	n/a	n/a	n/a
27-Jan-21	n/a	n/a	n/a
13-Jan-21	n/a	n/a	n/a
30-Dec-20	n/a	n/a	n/a
16-Dec-20	n/a	n/a	n/a
2-Dec-20	n/a	n/a	n/a
18-Nov-20	n/a	n/a	n/a
4-Nov-20	n/a	n/a	n/a
21-Oct-20	n/a	n/a	n/a
7-Oct-20	n/a	n/a	n/a
Sep '20	n/a	n/a	n/a
Aug '20	n/a	n/a	n/a
Jul '20	n/a	n/a	n/a
Jun '20	124.9	130.9	129.9
May '20	n/a	n/a	n/a
Apr '20	n/a	n/a	n/a
Mar '20	n/a	n/a	n/a
Feb '20	152.9	158.9	155.9
Jan '20	152.9	158.9	155.9
Dec '19	152.9	158.9	153.4
Nov '19	152.9	158.9	150.9
Oct '19	152.9	158.9	150.9
Sep '19	152.9	158.9	150.9
Aug '19	152.9	158.9	150.9
Jul '19	152.9	158.9	151.1
Jun '19	147.9	153.9	145.9
May '19	147.9	153.9	145.9
Apr '19	147.9	148.9	149.9
Mar '19	134.9	140.9	145.9
Feb '19	134.9	140.9	145.9
Jan '19	134.9	140.9	145.9
Dec '18	134.9	140.9	148.4
Nov '18	152.4	158.4	150.9
Oct '18	154.9	160.9	150.9

Retail Motor Fuel Prices — Teslin

	Self-serve			Full-serve
	regular	premium	diesel	propane
20-Oct-21	161.9	170.9	154.4	110.0
6-Oct-21	159.9	166.9	150.4	110.0
22-Sep-21	158.9	166.9	149.4	110.0
8-Sep-21	158.9	166.9	149.4	110.0
25-Aug-21	158.9	166.9	149.4	110.0
11-Aug-21	158.9	166.9	148.9	110.0
28-Jul-21	153.9	161.9	148.9	110.0
14-Jul-21	160.4	178.9	144.4	110.0
30-Jun-21	148.9	160.9	144.4	110.0
16-Jun-21	148.9	160.9	144.4	110.0
2-Jun-21	148.9	160.9	144.4	110.0
19-May-21	146.9	160.9	144.4	110.0
5-May-21	144.9	156.9	146.9	110.0
21-Apr-21	144.9	n/a	146.9	110.0
7-Apr-21	144.9	156.9	146.9	110.0
24-Mar-21	138.9	149.9	141.9	110.0
10-Mar-21	131.4	139.9	131.9	110.0
24-Feb-21	133.9	145.9	134.4	110.0
10-Feb-21	128.9	139.9	129.9	110.0
27-Jan-21	128.9	139.9	129.9	110.0
13-Jan-21	128.9	139.9	129.9	110.0
30-Dec-20	123.9	135.9	128.9	110.0
16-Dec-20	123.9	135.9	126.4	110.0
2-Dec-20	123.9	131.9	123.9	110.0
18-Nov-20	123.9	131.9	123.9	110.0
4-Nov-20	123.9	131.9	123.9	110.0
21-Oct-20	123.9	131.9	123.9	110.0
7-Oct-20	123.9	131.9	123.9	110.0
Sep '20	123.9	131.9	123.9	110.0
Aug '20	123.9	131.9	123.9	110.0
Jul '20	122.2	130.2	123.6	110.0
Jun '20	114.4	123.4	126.4	110.0
May '20	109.9	119.9	129.9	110.0
Apr '20	109.9	119.9	129.9	110.0
Mar '20	139.7	149.4	145.2	110.0
Feb '20	146.9	156.9	152.4	110.0
Jan '20	146.9	156.9	152.4	110.0
Dec '19	146.9	156.9	152.4	110.0
Nov '19	146.9	156.9	152.4	110.0
Oct '19	146.9	156.9	152.4	110.0
Sep '19	146.9	156.9	153.7	110.0
Aug '19	146.9	156.9	152.4	110.0
Jul '19	146.1	156.9	153.9	n/a
Jun '19	141.9	151.9	148.9	n/a
May '19	141.9	n/a	148.9	110.0
Apr '19	141.9	151.9	148.9	110.0
Mar '19	135.2	n/a	146.4	110.0
Feb '19	129.4	n/a	141.3	110.0
Jan '19	132.2	142.9	144.2	110.0
Dec '18	129.7	137.4	141.7	110.0
Nov '18	143.7	150.9	143.2	111.3
Oct '18	136.3	145.8	145.9	110.2

Retail Motor Fuel Prices — Watson Lake

	Self-serve			Full-serve
	regular	premium	diesel	propane
20-Oct-21	153.9	164.9	152.9	120.0
6-Oct-21	153.4	159.9	151.9	120.0
22-Sep-21	153.4	159.9	151.9	120.0
8-Sep-21	153.4	159.9	151.9	120.0
25-Aug-21	153.4	159.9	151.9	120.0
11-Aug-21	150.9	156.9	151.9	120.0
28-Jul-21	150.9	156.2	151.9	120.0
14-Jul-21	147.4	156.9	148.4	120.0
30-Jun-21	143.9	151.9	144.9	120.0
16-Jun-21	143.9	151.9	144.9	120.0
2-Jun-21	143.9	151.9	144.9	113.9
19-May-21	140.9	145.9	143.9	113.9
5-May-21	135.9	145.9	139.9	113.9
21-Apr-21	135.9	145.9	139.9	113.9
7-Apr-21	132.9	142.9	136.9	113.9
24-Mar-21	132.9	142.9	136.9	129.0
10-Mar-21	128.9	n/a	132.9	112.9
24-Feb-21	123.9	n/a	126.9	112.9
10-Feb-21	121.9	n/a	123.9	112.9
27-Jan-21	121.9	n/a	123.9	112.9
13-Jan-21	113.9	124.9	118.9	112.9
30-Dec-20	113.9	124.9	118.9	112.9
16-Dec-20	113.9	123.9	114.9	112.9
2-Dec-20	113.9	123.9	114.9	112.9
18-Nov-20	114.9	124.9	115.9	112.9
4-Nov-20	113.9	123.9	114.9	112.9
21-Oct-20	113.9	123.9	114.9	112.9
7-Oct-20	113.9	123.9	114.9	112.9
Sep '20	121.9	123.9	121.2	112.9
Aug '20	128.4	123.9	127.4	n/a
Jul '20	121.9	123.9	128.2	112.9
Jun '20	118.9	123.9	128.4	112.9
May '20	104.7	109.4	116.4	112.9
Apr '20	101.4	111.0	114.5	112.9
Mar '20	129.4	138.9	131.4	112.9
Feb '20	137.9	146.9	142.4	n/a
Jan '20	139.5	149.9	146.8	112.9
Dec '19	138.6	149.9	144.1	112.9
Nov '19	139.3	149.9	144.3	112.9
Oct '19	143.5	149.9	145.7	112.9
Sep '19	141.9	146.7	144.5	110.9
Aug '19	141.7	149.2	143.5	110.9
Jul '19	141.2	149.2	142.8	110.9
Jun '19	140.2	147.9	142.6	110.9
May '19	137.5	148.9	141.3	n/a
Apr '19	135.6	147.4	142.2	109.0
Mar '19	126.4	138.4	140.2	110.9
Feb '19	122.9	134.9	136.9	110.9
Jan '19	122.6	134.9	136.3	110.9
Dec '18	125.0	134.9	138.1	110.9
Nov '18	141.9	151.4	142.6	110.9
Oct '18	141.9	154.9	139.4	110.9

Residential Fuel Prices in Yukon

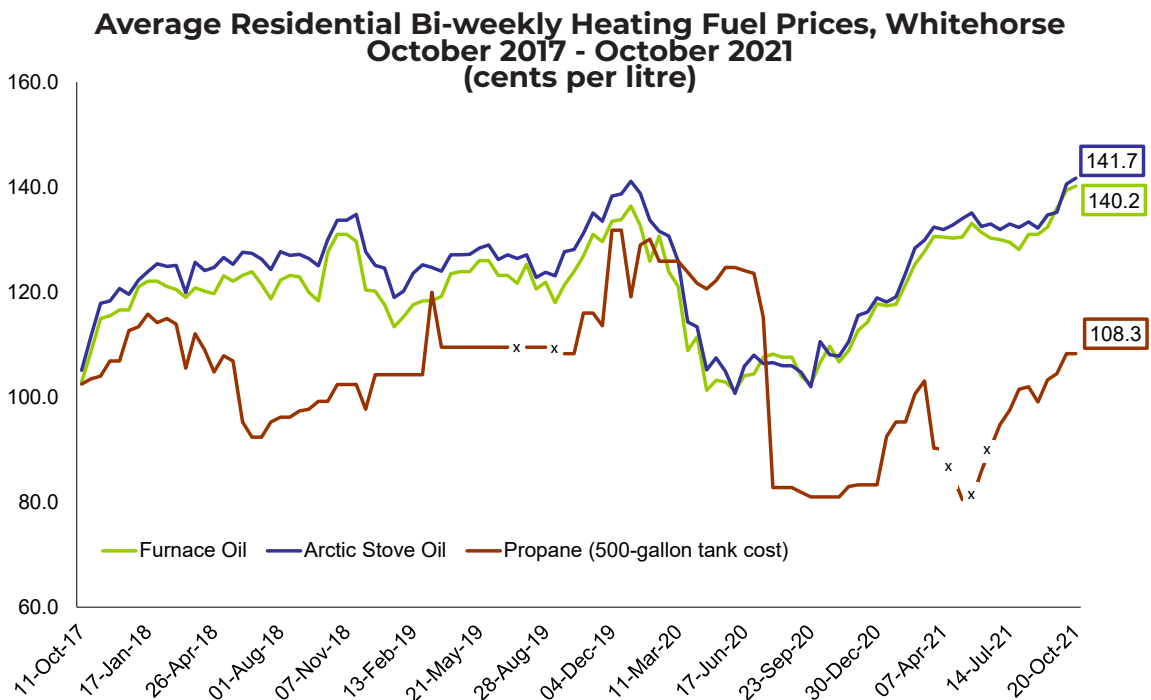
Average Prices as of October 20, 2021

	Residential Heating Fuels			% Change October 21, 2020 to October 20, 2021		
	Furnace Oil	Arctic Stove Oil	Propane (500-gallon tank cost)	Furnace Oil	Arctic Stove Oil	Propane (500-gallon tank cost)
Whitehorse	140.2	141.7	108.3	27.8%	31.1%	33.7%
Beaver Creek	145.1	149.7	-	23.9%	23.4%	-
Burwash Landing	143.0	146.1	-	24.3%	25.1%	-
Carcross	141.1	141.3	-	24.8%	32.8%	-
Carmacks	141.9	143.5	120.9	24.6%	32.4%	35.7%
Dawson City	149.8	151.4	120.9	27.6%	25.6%	35.7%
Destruction Bay	143.0	145.2	-	24.3%	22.9%	-
Faro	144.0	146.1	120.9	24.1%	22.6%	35.7%
Haines Junction	141.9	143.5	120.9	24.6%	32.4%	35.7%
Marsh Lake	141.1	141.3	-	24.8%	32.8%	-
Mayo	141.2	145.6	120.9	21.7%	28.7%	35.7%
Pelly Crossing	143.2	145.3	-	24.3%	31.4%	-
Ross River	147.9	149.4	120.9	26.8%	24.8%	35.7%
Stewart Crossing	143.5	146.7	-	24.2%	23.6%	-
Tagish	142.1	141.8	-	25.6%	33.3%	-
Teslin	141.9	143.5	120.9	24.6%	32.4%	35.7%
Watson Lake	145.1	149.7	120.9	23.9%	31.7%	35.7%

Notes: All prices are Canadian cents per litre, including all applicable taxes.
 "-" indicates this service was not available in this community at this time.

Comparing October 20, 2021 to October 21, 2020, furnace oil prices increased in all Yukon communities; the largest percentage increase was in Whitehorse (27.8%).

Arctic stove oil prices increased in all Yukon communities; the largest percentage increases was in Tagish (33.3%). Increases were reported for prices of propane (500 gallon tank) in all Yukon communities. Prices in all reporting communities outside of Whitehorse increased by 35.7%; Whitehorse prices increased by 33.7%.



Residential Heating Fuel Prices — Whitehorse

	Furnace Oil	Arctic Stove Oil	Propane (500-gallon tank cost)
20-Oct-21	140.2	141.7	108.3
06-Oct-21	139.4	140.6	108.3
22-Sep-21	136.0	135.2	104.5
08-Sep-21	132.4	134.7	103.3
25-Aug-21	131.0	132.2	99.1
11-Aug-21	131.0	133.4	102.0
28-Jul-21	128.1	132.3	101.5
14-Jul-21	129.5	133.0	97.5
30-Jun-21	130.0	131.9	94.8
16-Jun-21	130.3	133.0	n/a
02-Jun-21	131.4	132.5	85.9
19-May-21	133.1	135.1	n/a
05-May-21	130.5	134.0	80.5
21-Apr-21	130.3	132.8	n/a
07-Apr-21	130.5	131.9	90.1
24-Mar-21	130.6	132.4	90.3
10-Mar-21	127.7	129.9	103.1
24-Feb-21	125.3	128.4	100.6
10-Feb-21	121.5	123.6	95.3
27-Jan-21	117.7	119.1	95.3
13-Jan-21	117.4	118.1	92.5
30-Dec-20	117.8	118.9	83.3
16-Dec-20	114.3	116.2	83.3
02-Dec-20	112.7	115.6	83.3
18-Nov-20	108.9	110.6	83.0
04-Nov-20	106.7	107.8	81.0
21-Oct-20	109.7	108.1	81.0
07-Oct-20	106.6	110.6	81.0
Sep '20	103.2	103.4	81.5
Aug '20	107.6	106.0	82.8
Jul '20	106.7	107.0	107.2
Jun '20	102.7	103.3	124.4
May '20	103.1	106.2	123.5
Apr '20	106.4	109.3	121.2
Mar '20	115.0	120.1	124.9
Feb '20	127.3	131.2	125.9
Jan '20	131.7	137.9	126.1
Dec '19	133.7	138.5	131.8
Nov '19	130.3	134.3	114.8
Oct '19	125.4	129.7	112.2
Sep '19	119.7	125.4	108.3
Aug '19	121.3	123.3	109.5
Jul '19	123.4	126.9	109.5
Jun '19	124.6	127.6	109.5
May '19	125.0	127.8	109.5
Apr '19	123.7	127.1	109.5
Mar '19	118.8	124.4	114.8
Feb '19	118.0	124.4	104.3
Jan '19	115.4	121.3	104.3
Dec '18	120.3	126.4	101.0
Nov '18	130.4	134.3	102.4
Oct '18	129.3	131.9	100.8

Residential Heating Fuel Prices — Beaver Creek

	Furnace Oil	Arctic Stove Oil	Propane (500-gallon tank cost)
20-Oct-21	145.1	149.7	-
06-Oct-21	145.1	149.7	-
22-Sep-21	145.1	149.7	-
08-Sep-21	138.8	146.5	-
25-Aug-21	138.8	146.5	-
11-Aug-21	138.8	146.5	-
28-Jul-21	n/a	151.1	-
14-Jul-21	138.8	146.5	-
30-Jun-21	n/a	151.1	-
16-Jun-21	138.8	146.5	-
02-Jun-21	138.8	146.5	-
19-May-21	138.8	146.5	-
05-May-21	138.8	146.5	-
21-Apr-21	138.8	146.5	-
07-Apr-21	144.0	149.2	-
24-Mar-21	140.2	145.4	-
10-Mar-21	140.2	126.6	-
24-Feb-21	136.0	143.3	-
10-Feb-21	136.0	139.3	-
27-Jan-21	129.7	131.0	-
13-Jan-21	129.7	131.6	-
30-Dec-20	129.7	131.9	-
16-Dec-20	126.5	129.2	-
02-Dec-20	126.5	129.2	-
18-Nov-20	117.1	120.5	-
04-Nov-20	117.1	120.5	-
21-Oct-20	117.1	121.3	-
07-Oct-20	111.8	115.0	-
Sep '20	111.8	115.0	-
Aug '20	111.8	115.0	-
Jul '20	n/a	n/a	-
Jun '20	n/a	n/a	-
May '20	n/a	n/a	-
Apr '20	n/a	n/a	-
Mar '20	130.0	133.1	-
Feb '20	140.4	143.6	-
Jan '20	143.9	147.1	-
Dec '19	145.7	148.8	-
Nov '19	140.4	143.6	-
Oct '19	134.7	137.8	-
Sep '19	127.3	130.5	-
Aug '19	127.3	130.5	-
Jul '19	130.9	133.4	-
Jun '19	135.0	139.2	-
May '19	135.0	139.2	-
Apr '19	133.5	137.7	-
Mar '19	131.9	136.1	-
Feb '19	129.8	133.5	-
Jan '19	123.5	126.6	-
Dec '18	134.0	137.1	-
Nov '18	142.4	145.8	-
Oct '18	142.4	144.2	-

Residential Heating Fuel Prices — Burwash Landing

	Furnace Oil	Arctic Stove Oil	Propane (500 gallon tank cost)
20-Oct-21	143.0	146.1	-
06-Oct-21	143.0	146.1	-
22-Sep-21	143.0	146.1	-
08-Sep-21	136.7	130.3	-
25-Aug-21	136.7	139.8	-
11-Aug-21	136.7	130.3	-
28-Jul-21	n/a	n/a	-
14-Jul-21	136.7	127.7	-
30-Jun-21	n/a	120.8	-
16-Jun-21	136.7	139.8	-
02-Jun-21	136.7	130.3	-
19-May-21	136.7	130.3	-
05-May-21	136.7	130.3	-
21-Apr-21	136.7	130.3	-
07-Apr-21	137.4	130.7	-
24-Mar-21	133.9	124.7	-
10-Mar-21	133.9	137.0	-
24-Feb-21	129.7	124.2	-
10-Feb-21	129.7	132.8	-
27-Jan-21	123.4	121.0	-
13-Jan-21	123.4	126.5	-
30-Dec-20	123.4	126.5	-
16-Dec-20	120.2	123.4	-
02-Dec-20	120.2	123.4	-
18-Nov-20	115.0	118.1	-
04-Nov-20	115.0	116.8	-
21-Oct-20	115.0	116.8	-
07-Oct-20	109.7	114.2	-
Sep '20	109.7	112.9	-
Aug '20	109.7	114.2	-
Jul '20	109.7	113.8	-
Jun '20	109.7	113.6	-
May '20	109.7	114.2	-
Apr '20	112.3	115.4	-
Mar '20	127.4	134.5	-
Feb '20	137.8	139.8	-
Jan '20	141.3	141.7	-
Dec '19	143.1	143.5	-
Nov '19	137.8	139.6	-
Oct '19	132.6	135.4	-
Sep '19	125.2	131.9	-
Aug '19	125.2	133.6	-
Jul '19	127.2	131.7	-
Jun '19	131.3	134.4	-
May '19	131.3	134.4	-
Apr '19	129.7	132.9	-
Mar '19	128.1	132.1	-
Feb '19	126.0	131.0	-
Jan '19	119.7	127.4	-
Dec '18	130.2	135.7	-
Nov '18	138.6	141.2	-
Oct '18	138.6	137.3	-

Residential Heating Fuel Prices — Carcross

	Furnace Oil	Arctic Stove Oil	Propane (500 gallon tank cost)
20-Oct-21	141.1	141.3	-
06-Oct-21	141.1	141.3	-
22-Sep-21	141.1	141.3	-
08-Sep-21	134.8	138.2	-
25-Aug-21	134.8	138.2	-
11-Aug-21	134.8	138.2	-
28-Jul-21	n/a	138.4	-
14-Jul-21	134.8	138.2	-
30-Jun-21	n/a	138.4	-
16-Jun-21	134.8	138.2	-
02-Jun-21	134.8	138.2	-
19-May-21	134.8	138.2	-
05-May-21	134.8	138.2	-
21-Apr-21	134.8	138.2	-
07-Apr-21	135.6	138.6	-
24-Mar-21	132.0	135.1	-
10-Mar-21	132.0	135.2	-
24-Feb-21	127.8	133.0	-
10-Feb-21	127.8	129.0	-
27-Jan-21	121.5	121.1	-
13-Jan-21	121.5	121.3	-
30-Dec-20	121.5	121.2	-
16-Dec-20	118.3	119.6	-
02-Dec-20	118.3	121.5	-
18-Nov-20	113.1	112.7	-
04-Nov-20	113.1	112.7	-
21-Oct-20	113.1	106.4	-
07-Oct-20	107.8	111.0	-
Sep '20	107.8	103.8	-
Aug '20	107.8	103.8	-
Jul '20	107.8	103.8	-
Jun '20	107.8	104.8	-
May '20	107.8	111.0	-
Apr '20	110.4	112.6	-
Mar '20	125.5	117.9	-
Feb '20	135.9	131.0	-
Jan '20	139.4	142.6	-
Dec '19	141.2	140.4	-
Nov '19	135.9	136.5	-
Oct '19	130.7	133.8	-
Sep '19	123.3	127.1	-
Aug '19	128.5	129.3	-
Jul '19	127.0	128.6	-
Jun '19	128.7	130.3	-
May '19	129.0	129.8	-
Apr '19	126.9	129.3	-
Mar '19	120.3	122.9	-
Feb '19	119.3	121.9	-
Jan '19	117.7	120.5	-
Dec '18	121.9	130.3	-
Nov '18	134.5	135.9	-
Oct '18	134.0	133.4	-

Residential Heating Fuel Prices — Carmacks

	Furnace Oil	Arctic Stove Oil	Propane (500-gallon tank cost)
20-Oct-21	141.9	143.5	120.9
06-Oct-21	141.9	143.5	120.9
22-Sep-21	141.9	143.5	113.2
08-Sep-21	135.6	140.3	110.8
25-Aug-21	135.6	140.3	102.4
11-Aug-21	135.6	140.3	108.2
28-Jul-21	n/a	141.8	107.3
14-Jul-21	135.6	140.3	105.7
30-Jun-21	n/a	141.8	103.0
16-Jun-21	135.7	140.3	n/a
02-Jun-21	135.7	140.3	100.6
19-May-21	135.7	140.3	n/a
05-May-21	135.7	140.3	88.7
21-Apr-21	135.7	140.3	n/a
07-Apr-21	136.4	140.7	98.3
24-Mar-21	132.8	137.2	98.5
10-Mar-21	132.8	137.2	111.2
24-Feb-21	128.6	135.1	108.8
10-Feb-21	128.6	131.1	103.5
27-Jan-21	122.3	123.1	103.4
13-Jan-21	122.3	123.4	100.6
30-Dec-20	122.3	123.4	91.5
16-Dec-20	119.2	121.6	91.5
02-Dec-20	119.2	122.3	91.7
18-Nov-20	113.9	114.7	91.1
04-Nov-20	113.9	114.7	89.1
21-Oct-20	113.9	108.4	89.1
07-Oct-20	108.7	111.8	89.1
Sep '20	108.7	105.8	89.7
Aug '20	108.7	105.8	97.5
Jul '20	108.7	105.8	117.6
Jun '20	108.7	106.2	132.6
May '20	108.7	111.8	134.9
Apr '20	111.5	114.3	135.9
Mar '20	126.8	120.1	139.6
Feb '20	137.3	133.2	140.6
Jan '20	140.8	144.5	140.8
Dec '19	142.5	142.7	146.5
Nov '19	136.8	138.5	128.3
Oct '19	131.5	134.7	127.0
Sep '19	124.2	129.3	123.2
Aug '19	124.2	129.3	124.2
Jul '19	125.8	133.8	124.2
Jun '19	128.9	135.6	124.2
May '19	128.9	137.4	124.2
Apr '19	127.4	135.0	124.2
Mar '19	125.8	133.3	124.2
Feb '19	123.7	131.2	119.0
Jan '19	117.4	123.4	119.0
Dec '18	127.9	131.0	115.7
Nov '18	136.3	139.4	117.1
Oct '18	136.3	139.4	115.5

Residential Heating Fuel Prices — Dawson City

	Furnace Oil	Arctic Stove Oil	Propane (500-gallon tank cost)
20-Oct-21	149.8	151.4	120.9
06-Oct-21	143.4	144.9	120.9
22-Sep-21	143.4	144.9	113.2
08-Sep-21	140.2	141.8	110.8
25-Aug-21	140.2	141.8	102.4
11-Aug-21	140.2	141.8	108.2
28-Jul-21	n/a	n/a	107.3
14-Jul-21	139.0	142.2	105.7
30-Jun-21	141.4	141.4	103.0
16-Jun-21	140.3	141.8	n/a
02-Jun-21	140.3	141.8	100.6
19-May-21	140.3	141.8	n/a
05-May-21	139.0	142.2	88.7
21-Apr-21	140.3	141.8	n/a
07-Apr-21	140.7	142.3	98.3
24-Mar-21	136.3	137.8	98.5
10-Mar-21	134.3	135.8	111.2
24-Feb-21	132.3	133.8	108.8
10-Feb-21	130.7	132.3	103.5
27-Jan-21	126.6	128.2	103.4
13-Jan-21	124.4	125.9	100.6
30-Dec-20	124.4	125.9	91.5
16-Dec-20	120.8	122.4	91.5
02-Dec-20	119.3	120.9	91.7
18-Nov-20	115.2	117.7	91.1
04-Nov-20	113.7	116.2	89.1
21-Oct-20	117.4	120.5	89.1
07-Oct-20	112.1	115.2	89.1
Sep '20	112.1	115.2	89.7
Aug '20	112.1	115.2	97.5
Jul '20	111.9	114.6	117.6
Jun '20	110.0	112.6	132.6
May '20	110.6	114.5	134.9
Apr '20	117.9	117.9	135.9
Mar '20	126.9	129.1	139.6
Feb '20	140.1	142.7	140.6
Jan '20	143.7	146.8	140.8
Dec '19	143.6	146.6	146.5
Nov '19	140.0	142.9	128.3
Oct '19	134.6	137.3	127.0
Sep '19	128.3	131.4	123.2
Aug '19	130.2	132.8	124.2
Jul '19	131.9	134.1	124.2
Jun '19	135.0	138.2	124.2
May '19	132.3	135.5	124.2
Apr '19	133.2	136.4	124.2
Mar '19	130.0	133.1	124.2
Feb '19	129.2	132.9	119.0
Jan '19	125.2	128.3	119.0
Dec '18	132.6	135.8	115.7
Nov '18	141.2	146.0	117.1
Oct '18	139.1	139.3	115.5

Residential Heating Fuel Prices — Destruction Bay

	Furnace Oil	Arctic Stove Oil	Propane (500 gallon tank cost)
20-Oct-21	143.0	145.2	-
06-Oct-21	143.0	145.2	-
22-Sep-21	143.0	145.2	-
08-Sep-21	136.7	142.0	-
25-Aug-21	136.7	142.0	-
11-Aug-21	136.7	142.0	-
28-Jul-21	n/a	144.2	-
14-Jul-21	136.7	142.0	-
30-Jun-21	n/a	144.2	-
16-Jun-21	136.7	142.0	-
02-Jun-21	136.7	142.0	-
19-May-21	136.7	142.0	-
05-May-21	136.7	142.0	-
21-Apr-21	136.7	142.0	-
07-Apr-21	137.4	142.4	-
24-Mar-21	133.9	138.9	-
10-Mar-21	133.9	138.9	-
24-Feb-21	129.7	136.8	-
10-Feb-21	129.7	132.8	-
27-Jan-21	123.4	124.7	-
13-Jan-21	123.4	125.1	-
30-Dec-20	123.4	125.1	-
16-Dec-20	120.2	123.4	-
02-Dec-20	120.2	123.4	-
18-Nov-20	115.0	118.1	-
04-Nov-20	115.0	118.1	-
21-Oct-20	115.0	118.1	-
07-Oct-20	109.7	112.9	-
Sep '20	109.7	112.9	-
Aug '20	109.7	112.9	-
Jul '20	109.7	112.9	-
Jun '20	109.7	112.9	-
May '20	109.7	112.9	-
Apr '20	112.3	115.4	-
Mar '20	127.4	130.5	-
Feb '20	137.8	141.0	-
Jan '20	141.3	144.5	-
Dec '19	143.1	146.2	-
Nov '19	137.8	141.0	-
Oct '19	132.6	135.7	-
Sep '19	125.2	128.4	-
Aug '19	125.2	128.4	-
Jul '19	126.2	129.4	-
Jun '19	128.2	131.4	-
May '19	128.2	131.4	-
Apr '19	126.7	129.8	-
Mar '19	125.1	128.2	-
Feb '19	123.0	126.1	-
Jan '19	116.7	119.8	-
Dec '18	127.2	130.3	-
Nov '18	135.6	138.7	-
Oct '18	135.6	138.7	-

Residential Heating Fuel Prices — Faro

	Furnace Oil	Arctic Stove Oil	Propane (500-gallon tank cost)
20-Oct-21	144.0	146.1	120.9
06-Oct-21	144.0	146.1	120.9
22-Sep-21	144.0	144.6	113.2
08-Sep-21	137.7	142.5	110.8
25-Aug-21	137.7	138.2	102.4
11-Aug-21	137.7	142.5	108.2
28-Jul-21	n/a	136.9	107.3
14-Jul-21	137.7	142.5	105.7
30-Jun-21	n/a	143.2	103.0
16-Jun-21	137.8	142.4	n/a
02-Jun-21	137.8	141.7	100.6
19-May-21	137.8	141.7	n/a
05-May-21	137.8	141.7	88.7
21-Apr-21	137.8	141.7	n/a
07-Apr-21	138.5	142.0	98.3
24-Mar-21	134.9	138.6	98.5
10-Mar-21	134.9	137.2	111.2
24-Feb-21	130.7	137.3	108.8
10-Feb-21	130.7	133.1	103.5
27-Jan-21	124.4	126.0	103.4
13-Jan-21	124.4	126.3	100.6
30-Dec-20	124.4	126.0	91.5
16-Dec-20	121.3	124.8	91.5
02-Dec-20	121.3	124.6	91.7
18-Nov-20	116.0	119.2	91.1
04-Nov-20	116.0	119.2	89.1
21-Oct-20	116.0	119.2	89.1
07-Oct-20	110.8	113.9	89.1
Sep '20	110.8	113.7	89.7
Aug '20	110.8	111.7	97.5
Jul '20	110.8	113.7	117.6
Jun '20	110.8	113.8	132.6
May '20	110.8	113.7	134.9
Apr '20	113.3	119.2	135.9
Mar '20	128.4	131.4	139.6
Feb '20	138.9	141.9	140.6
Jan '20	142.4	146.3	140.8
Dec '19	144.1	147.1	146.5
Nov '19	138.9	140.7	128.3
Oct '19	133.6	131.8	127.0
Sep '19	126.3	129.4	123.2
Aug '19	126.3	129.5	124.2
Jul '19	127.3	130.9	124.2
Jun '19	129.2	132.3	124.2
May '19	129.2	132.3	124.2
Apr '19	127.6	130.8	124.2
Mar '19	126.0	129.2	124.2
Feb '19	123.9	127.1	119.0
Jan '19	117.6	120.8	119.0
Dec '18	128.1	131.3	115.7
Nov '18	136.5	139.7	117.1
Oct '18	136.5	137.6	115.5

Residential Heating Fuel Prices — Haines Junction

	Furnace Oil	Arctic Stove Oil	Propane (500-gallon tank cost)
20-Oct-21	141.9	143.5	120.9
06-Oct-21	141.9	143.5	120.9
22-Sep-21	141.9	143.5	113.2
08-Sep-21	135.6	140.3	110.8
25-Aug-21	135.6	140.3	102.4
11-Aug-21	135.6	140.3	108.2
28-Jul-21	n/a	142.7	107.3
14-Jul-21	135.6	140.3	105.7
30-Jun-21	n/a	141.8	103.0
16-Jun-21	135.7	140.3	n/a
02-Jun-21	135.7	140.3	100.6
19-May-21	135.7	140.3	n/a
05-May-21	135.7	140.3	88.7
21-Apr-21	135.7	140.3	n/a
07-Apr-21	136.4	140.7	98.3
24-Mar-21	132.8	137.2	98.5
10-Mar-21	132.8	137.2	111.2
24-Feb-21	128.6	135.1	108.8
10-Feb-21	128.6	131.1	103.5
27-Jan-21	122.3	123.1	103.4
13-Jan-21	122.3	123.4	100.6
30-Dec-20	122.3	123.4	91.5
16-Dec-20	119.2	121.6	91.5
02-Dec-20	119.2	122.3	91.7
18-Nov-20	113.9	114.7	91.1
04-Nov-20	113.9	114.7	89.1
21-Oct-20	113.9	108.4	89.1
07-Oct-20	108.7	111.8	89.1
Sep '20	108.7	105.8	89.7
Aug '20	108.7	105.8	97.5
Jul '20	108.7	105.8	117.6
Jun '20	108.7	106.2	132.6
May '20	108.7	111.8	134.9
Apr '20	114.9	117.7	135.9
Mar '20	133.7	123.6	139.6
Feb '20	144.1	136.6	140.6
Jan '20	140.3	144.2	140.8
Dec '19	142.0	142.4	146.5
Nov '19	136.8	138.5	128.3
Oct '19	131.5	134.7	127.0
Sep '19	124.2	127.0	123.2
Aug '19	130.3	131.1	124.2
Jul '19	127.5	129.1	124.2
Jun '19	128.1	129.7	124.2
May '19	128.1	129.7	124.2
Apr '19	124.5	127.7	124.2
Mar '19	123.0	126.1	124.2
Feb '19	120.9	124.0	119.0
Jan '19	114.6	117.7	119.0
Dec '18	125.1	128.2	115.7
Nov '18	133.5	136.6	117.1
Oct '18	133.5	135.8	115.5

Residential Heating Fuel Prices — Marsh Lake

	Furnace Oil	Arctic Stove Oil	Propane (500 gallon tank cost)
20-Oct-21	141.1	141.3	-
06-Oct-21	141.1	141.3	-
22-Sep-21	141.1	141.3	-
08-Sep-21	134.8	138.2	-
25-Aug-21	134.8	138.2	-
11-Aug-21	134.8	138.2	-
28-Jul-21	n/a	138.4	-
14-Jul-21	134.8	138.2	-
30-Jun-21	n/a	138.4	-
16-Jun-21	134.8	138.2	-
02-Jun-21	134.8	138.2	-
19-May-21	134.8	138.2	-
05-May-21	134.8	138.2	-
21-Apr-21	134.8	138.2	-
07-Apr-21	135.6	138.6	-
24-Mar-21	132.0	135.1	-
10-Mar-21	132.0	135.2	-
24-Feb-21	127.8	133.0	-
10-Feb-21	127.8	129.0	-
27-Jan-21	121.5	121.1	-
13-Jan-21	121.5	121.3	-
30-Dec-20	121.5	121.3	-
16-Dec-20	118.3	119.6	-
02-Dec-20	118.3	121.5	-
18-Nov-20	113.1	112.7	-
04-Nov-20	113.1	112.7	-
21-Oct-20	113.1	106.4	-
07-Oct-20	107.8	111.0	-
Sep '20	107.8	103.8	-
Aug '20	107.8	103.8	-
Jul '20	107.8	103.8	-
Jun '20	107.8	104.8	-
May '20	107.8	111.0	-
Apr '20	110.4	111.8	-
Mar '20	125.5	117.9	-
Feb '20	135.9	131.0	-
Jan '20	139.4	142.6	-
Dec '19	141.2	140.4	-
Nov '19	135.9	136.5	-
Oct '19	130.7	133.8	-
Sep '19	123.3	125.9	-
Aug '19	128.5	129.3	-
Jul '19	127.0	128.6	-
Jun '19	128.7	130.3	-
May '19	129.0	129.8	-
Apr '19	126.9	129.3	-
Mar '19	120.3	122.9	-
Feb '19	119.3	121.9	-
Jan '19	117.7	120.5	-
Dec '18	127.1	130.3	-
Nov '18	134.5	137.6	-
Oct '18	134.0	135.5	-

Residential Heating Fuel Prices — Mayo

	Furnace Oil	Arctic Stove Oil	Propane (500-gallon tank cost)
20-Oct-21	141.2	145.6	120.9
06-Oct-21	139.5	144.4	120.9
22-Sep-21	139.5	144.4	113.2
08-Sep-21	136.4	142.3	110.8
25-Aug-21	136.4	142.3	102.4
11-Aug-21	137.7	146.0	108.2
28-Jul-21	n/a	151.1	107.3
14-Jul-21	137.8	146.0	105.7
30-Jun-21	137.8	146.0	103.0
16-Jun-21	134.3	140.9	n/a
02-Jun-21	134.3	140.9	100.6
19-May-21	134.3	140.9	n/a
05-May-21	137.8	146.0	88.7
21-Apr-21	134.3	140.9	n/a
07-Apr-21	136.8	142.6	98.3
24-Mar-21	132.4	138.5	98.5
10-Mar-21	130.4	137.2	111.2
24-Feb-21	128.4	135.8	108.8
10-Feb-21	126.8	132.1	103.5
27-Jan-21	124.4	128.4	103.4
13-Jan-21	119.1	123.9	100.6
30-Dec-20	121.2	125.3	91.5
16-Dec-20	117.6	122.5	91.5
02-Dec-20	116.1	117.7	91.7
18-Nov-20	109.0	114.2	91.1
04-Nov-20	110.6	115.6	89.1
21-Oct-20	116.0	113.1	89.1
07-Oct-20	110.8	113.9	89.1
Sep '20	110.8	110.5	89.7
Aug '20	110.8	110.5	97.5
Jul '20	110.7	111.0	117.6
Jun '20	111.0	110.7	132.6
May '20	110.4	114.6	134.9
Apr '20	113.3	117.4	135.9
Mar '20	126.6	126.7	139.6
Feb '20	141.2	140.3	140.6
Jan '20	143.4	148.1	140.8
Dec '19	144.7	147.4	146.5
Nov '19	141.1	144.2	128.3
Oct '19	136.7	139.8	127.0
Sep '19	127.5	131.3	123.2
Aug '19	134.8	136.2	124.2
Jul '19	133.8	135.3	124.2
Jun '19	137.4	139.2	124.2
May '19	135.4	137.0	124.2
Apr '19	136.9	139.6	124.2
Mar '19	133.9	137.1	124.2
Feb '19	133.6	136.7	119.0
Jan '19	129.1	132.3	119.0
Dec '18	136.2	139.3	115.7
Nov '18	145.2	148.0	117.1
Oct '18	142.2	145.5	115.5

Residential Heating Fuel Prices — Pelly Crossing

	Furnace Oil	Arctic Stove Oil	Propane (500 gallon tank cost)
20-Oct-21	143.2	145.3	-
06-Oct-21	143.2	145.3	-
22-Sep-21	143.2	145.3	-
08-Sep-21	136.9	142.1	-
25-Aug-21	136.9	142.1	-
11-Aug-21	136.9	142.1	-
28-Jul-21	n/a	144.2	-
14-Jul-21	136.9	142.1	-
30-Jun-21	n/a	144.2	-
16-Jun-21	136.9	142.1	-
02-Jun-21	136.9	142.1	-
19-May-21	136.9	142.1	-
05-May-21	136.9	142.1	-
21-Apr-21	136.9	142.1	-
07-Apr-21	137.7	142.5	-
24-Mar-21	134.1	139.0	-
10-Mar-21	134.1	139.0	-
24-Feb-21	129.9	132.9	-
10-Feb-21	129.9	132.9	-
27-Jan-21	123.6	124.8	-
13-Jan-21	123.6	125.2	-
30-Dec-20	123.6	125.2	-
16-Dec-20	120.4	123.2	-
02-Dec-20	120.4	123.6	-
18-Nov-20	115.2	116.4	-
04-Nov-20	115.2	116.4	-
21-Oct-20	115.2	110.6	-
07-Oct-20	109.9	113.1	-
Sep '20	109.9	108.0	-
Aug '20	109.9	108.0	-
Jul '20	109.9	108.0	-
Jun '20	109.9	107.9	-
May '20	109.9	113.1	-
Apr '20	112.5	115.7	-
Mar '20	127.6	122.1	-
Feb '20	138.0	135.2	-
Jan '20	141.5	146.1	-
Dec '19	143.3	144.6	-
Nov '19	138.0	141.0	-
Oct '19	132.8	135.9	-
Sep '19	125.4	131.5	-
Aug '19	134.6	135.6	-
Jul '19	128.7	134.2	-
Jun '19	130.5	135.5	-
May '19	130.5	138.9	-
Apr '19	129.3	138.0	-
Mar '19	127.7	137.4	-
Feb '19	125.6	134.8	-
Jan '19	119.3	126.4	-
Dec '18	129.8	132.9	-
Nov '18	138.2	142.5	-
Oct '18	138.2	143.6	-

Residential Heating Fuel Prices — Ross River

	Furnace Oil	Arctic Stove Oil	Propane (500-gallon tank cost)
20-Oct-21	147.9	149.4	120.9
06-Oct-21	147.9	149.4	120.9
22-Sep-21	147.9	149.4	113.2
08-Sep-21	144.8	146.3	110.8
25-Aug-21	146.7	146.3	102.4
11-Aug-21	146.7	146.3	108.2
28-Jul-21	151.9	151.2	107.3
14-Jul-21	145.1	146.3	105.7
30-Jun-21	151.9	151.2	103.0
16-Jun-21	145.1	146.3	n/a
02-Jun-21	145.1	146.3	100.6
19-May-21	145.1	146.3	n/a
05-May-21	145.1	146.3	88.7
21-Apr-21	144.2	146.3	n/a
07-Apr-21	139.1	146.7	98.3
24-Mar-21	136.5	143.1	98.5
10-Mar-21	136.5	143.2	111.2
24-Feb-21	129.2	140.9	108.8
10-Feb-21	131.3	137.0	103.5
27-Jan-21	126.0	128.6	103.4
13-Jan-21	123.4	129.3	100.6
30-Dec-20	125.0	128.1	91.5
16-Dec-20	121.8	125.0	91.5
02-Dec-20	121.8	125.0	91.7
18-Nov-20	116.6	119.7	91.1
04-Nov-20	113.9	119.7	89.1
21-Oct-20	116.6	119.7	89.1
07-Oct-20	113.9	114.5	89.1
Sep '20	113.4	114.5	89.7
Aug '20	112.4	114.5	97.5
Jul '20	116.2	114.5	117.7
Jun '20	113.4	n/a	132.6
May '20	115.0	n/a	134.9
Apr '20	119.9	n/a	135.9
Mar '20	141.1	132.0	139.6
Feb '20	148.6	142.5	140.6
Jan '20	146.8	146.0	140.8
Dec '19	149.2	147.8	146.5
Nov '19	143.0	142.5	128.3
Oct '19	150.4	137.3	127.0
Sep '19	141.3	129.9	123.2
Aug '19	148.6	129.9	124.2
Jul '19	142.7	131.3	124.2
Jun '19	141.5	134.0	124.2
May '19	146.1	n/a	124.2
Apr '19	139.4	132.4	124.2
Mar '19	135.3	130.5	124.2
Feb '19	133.3	128.1	119.0
Jan '19	122.5	121.8	119.0
Dec '18	142.5	132.3	115.7
Nov '18	148.4	140.7	117.1
Oct '18	144.6	140.7	115.5

Residential Heating Fuel Prices — Stewart Crossing

	Furnace Oil	Arctic Stove Oil	Propane (500-gallon tank cost)
20-Oct-21	143.5	146.7	-
06-Oct-21	143.5	146.7	-
22-Sep-21	143.5	146.7	-
08-Sep-21	137.2	140.4	-
25-Aug-21	137.2	140.4	-
11-Aug-21	137.2	140.4	-
28-Jul-21	n/a	n/a	-
14-Jul-21	137.2	140.4	-
30-Jun-21	n/a	n/a	-
16-Jun-21	137.2	140.4	-
02-Jun-21	137.2	140.4	-
19-May-21	137.2	140.4	-
05-May-21	137.2	140.4	-
21-Apr-21	137.2	140.4	-
07-Apr-21	138.0	141.2	-
24-Mar-21	134.4	137.6	-
10-Mar-21	134.4	137.6	-
24-Feb-21	130.2	133.4	-
10-Feb-21	130.2	133.4	-
27-Jan-21	123.9	127.1	-
13-Jan-21	123.9	127.1	-
30-Dec-20	123.9	127.1	-
16-Dec-20	120.8	123.9	-
02-Dec-20	120.8	123.9	-
18-Nov-20	115.5	118.7	-
04-Nov-20	115.5	118.7	-
21-Oct-20	115.5	118.7	-
07-Oct-20	110.3	113.4	-
Sep '20	110.3	113.4	-
Aug '20	110.3	113.4	-
Jul '20	110.3	113.4	-
Jun '20	110.3	113.4	-
May '20	110.3	113.4	-
Apr '20	112.8	115.9	-
Mar '20	127.9	131.0	-
Feb '20	138.3	141.5	-
Jan '20	141.8	145.0	-
Dec '19	143.6	146.7	-
Nov '19	138.3	141.5	-
Oct '19	131.1	136.2	-
Sep '19	125.7	128.9	-
Aug '19	125.7	128.9	-
Jul '19	127.2	130.4	-
Jun '19	130.3	133.5	-
May '19	130.3	133.5	-
Apr '19	128.8	131.9	-
Mar '19	127.2	130.3	-
Feb '19	125.1	128.2	-
Jan '19	118.8	121.9	-
Dec '18	129.3	132.4	-
Nov '18	137.7	140.9	-
Oct '18	137.7	140.9	-

Residential Heating Fuel Prices — Tagish & Teslin

	Tagish		
	Furnace Oil	Arctic Stove Oil	Propane (500-gallon tank cost)
20-Oct-21	142.1	141.8	-
06-Oct-21	142.1	141.8	-
22-Sep-21	142.1	141.3	-
08-Sep-21	134.8	138.2	-
25-Aug-21	134.8	138.2	-
11-Aug-21	134.8	138.2	-
28-Jul-21	n/a	138.4	-
14-Jul-21	134.8	138.2	-
30-Jun-21	n/a	138.4	-
16-Jun-21	134.8	138.2	-
02-Jun-21	134.8	138.2	-
19-May-21	134.8	138.2	-
05-May-21	134.8	138.2	-
21-Apr-21	134.8	138.2	-
07-Apr-21	135.6	138.6	-
24-Mar-21	132.0	135.1	-
10-Mar-21	132.0	135.2	-
24-Feb-21	127.8	133.0	-
10-Feb-21	127.8	129.0	-
27-Jan-21	121.5	121.1	-
13-Jan-21	121.5	121.3	-
30-Dec-20	121.5	121.3	-
16-Dec-20	118.3	119.6	-
02-Dec-20	118.3	121.5	-
18-Nov-20	113.1	112.7	-
04-Nov-20	113.1	112.7	-
21-Oct-20	113.1	106.4	-
07-Oct-20	107.8	111.0	-
Sep '20	107.8	103.8	-
Aug '20	107.8	103.8	-
Jul '20	107.8	103.8	-
Jun '20	107.8	104.8	-
May '20	107.8	111.0	-
Apr '20	110.4	112.7	-
Mar '20	125.5	117.9	-
Feb '20	135.9	131.0	-
Jan '20	139.4	142.6	-
Dec '19	141.2	140.4	-
Nov '19	135.9	136.5	-
Oct '19	130.7	133.8	-
Sep '19	123.3	125.9	-
Aug '19	128.5	129.3	-
Jul '19	127.0	128.6	-
Jun '19	128.7	130.3	-
May '19	129.0	129.8	-
Apr '19	126.9	129.3	-
Mar '19	120.3	122.9	-
Feb '19	119.3	121.9	-
Jan '19	117.7	120.5	-
Dec '18	127.1	130.3	-
Nov '18	134.5	135.9	-
Oct '18	134.0	133.4	-

	Teslin		
	Furnace Oil	Arctic Stove Oil	Propane (500-gallon tank cost)
20-Oct-21	141.9	143.5	120.9
06-Oct-21	141.9	143.5	120.9
22-Sep-21	141.9	143.5	113.2
08-Sep-21	135.6	140.3	110.8
25-Aug-21	135.6	140.3	102.4
11-Aug-21	135.6	140.3	108.2
28-Jul-21	n/a	142.7	107.3
14-Jul-21	135.6	140.3	105.7
30-Jun-21	n/a	141.8	103.0
16-Jun-21	135.7	140.3	n/a
02-Jun-21	135.7	140.3	100.6
19-May-21	135.7	140.3	n/a
05-May-21	135.7	140.3	88.7
21-Apr-21	135.7	140.3	n/a
07-Apr-21	136.4	140.7	98.3
24-Mar-21	132.8	137.2	98.5
10-Mar-21	132.8	137.2	111.2
24-Feb-21	128.6	135.1	108.8
10-Feb-21	128.6	131.1	103.5
27-Jan-21	122.3	123.1	103.4
13-Jan-21	122.3	123.4	100.6
30-Dec-20	122.3	123.4	91.5
16-Dec-20	119.2	121.6	91.5
02-Dec-20	119.2	122.3	91.7
18-Nov-20	113.9	114.7	91.1
04-Nov-20	113.9	114.7	89.1
21-Oct-20	113.9	108.4	89.1
07-Oct-20	108.7	111.8	89.1
Sep '20	108.7	105.8	89.7
Aug '20	108.7	105.8	97.5
Jul '20	108.7	105.8	117.6
Jun '20	108.7	106.2	132.6
May '20	108.7	111.8	134.9
Apr '20	111.2	114.1	135.9
Mar '20	126.3	119.9	139.6
Feb '20	136.8	133.0	140.6
Jan '20	140.3	144.2	140.8
Dec '19	142.0	142.4	146.5
Nov '19	136.8	138.5	128.3
Oct '19	131.5	134.7	127.0
Sep '19	124.2	128.3	123.2
Aug '19	130.3	131.1	124.2
Jul '19	128.0	129.6	124.2
Jun '19	129.6	131.1	124.2
May '19	129.9	130.7	124.2
Apr '19	127.7	130.0	124.2
Mar '19	121.7	119.7	124.2
Feb '19	120.7	119.7	119.0
Jan '19	119.1	123.2	119.0
Dec '18	128.9	131.8	115.7
Nov '18	135.9	138.6	117.1
Oct '18	135.4	134.4	115.5

Residential Heating Fuel Prices — Watson Lake

	Furnace Oil	Arctic Stove Oil	Propane (500-gallon tank cost)
20-Oct-21	145.1	149.7	120.9
06-Oct-21	145.1	149.7	120.9
22-Sep-21	145.1	149.7	113.2
08-Sep-21	138.8	146.5	110.8
25-Aug-21	138.8	146.5	102.4
11-Aug-21	138.8	146.5	108.2
28-Jul-21	n/a	151.1	107.3
14-Jul-21	138.8	146.5	105.7
30-Jun-21	n/a	151.1	103.0
16-Jun-21	138.8	146.5	n/a
02-Jun-21	138.8	146.5	100.6
19-May-21	138.8	146.5	n/a
05-May-21	138.8	146.5	88.7
21-Apr-21	138.8	146.5	n/a
07-Apr-21	139.7	147.0	98.3
24-Mar-21	136.0	143.3	98.5
10-Mar-21	136.0	143.4	111.2
24-Feb-21	131.8	141.2	108.8
10-Feb-21	131.8	137.2	103.5
27-Jan-21	125.5	128.9	103.4
13-Jan-21	125.5	129.5	100.6
30-Dec-20	125.5	129.5	91.5
16-Dec-20	122.3	127.3	91.5
02-Dec-20	122.3	125.5	91.7
18-Nov-20	117.1	120.5	91.1
04-Nov-20	117.1	120.5	89.1
21-Oct-20	117.1	113.7	89.1
07-Oct-20	111.8	115.0	89.1

	Furnace Oil	Arctic Stove Oil	Propane (500-gallon tank cost)
Sep '20	111.8	111.0	89.7
Aug '20	111.8	111.0	97.5
Jul '20	111.8	111.0	117.6
Jun '20	111.8	110.4	132.6
May '20	111.8	115.0	134.9
Apr '20	114.4	118.2	135.9
Mar '20	129.5	125.1	139.6
Feb '20	139.9	138.2	140.6
Jan '20	143.4	148.7	140.8
Dec '19	145.2	147.7	146.5
Nov '19	139.9	143.7	128.3
Oct '19	134.7	137.8	127.0
Sep '19	127.3	130.5	123.2
Aug '19	127.3	130.5	124.2
Jul '19	127.6	130.8	124.2
Jun '19	128.1	131.3	124.2
May '19	128.1	131.3	124.2
Apr '19	126.6	129.7	124.2
Mar '19	125.0	128.1	124.2
Feb '19	122.9	126.0	119.0
Jan '19	116.6	119.7	119.0
Dec '18	127.1	130.2	115.7
Nov '18	135.5	138.6	117.1
Oct '18	135.5	138.6	115.5

Next release: November 19, 2021